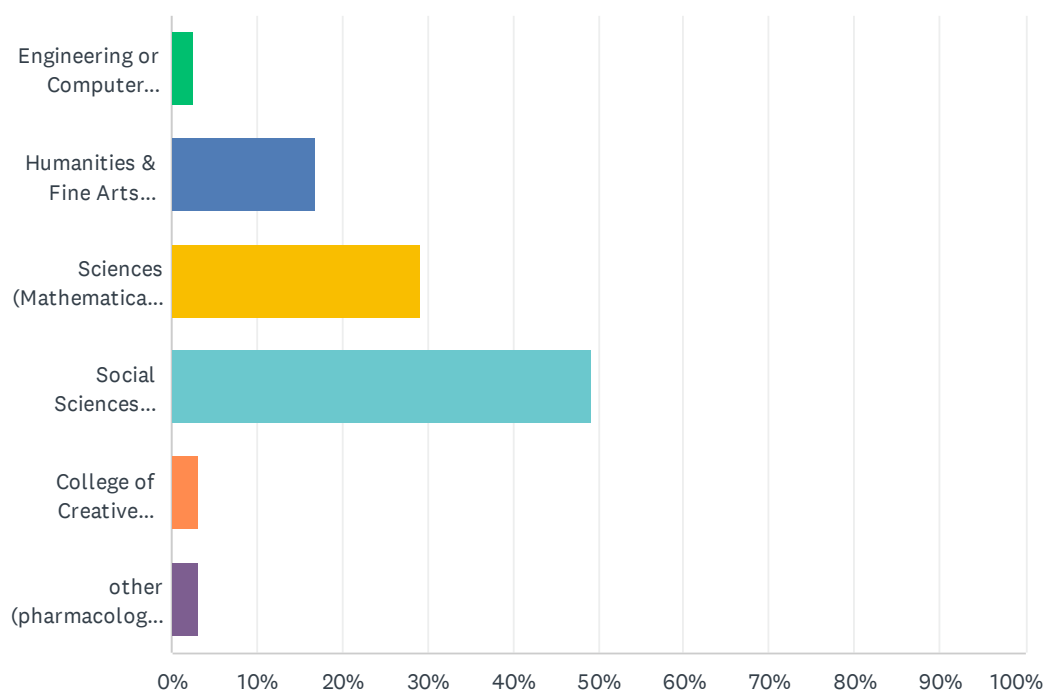


## Q1 Your major is in which of the following divisions? (check all that apply)

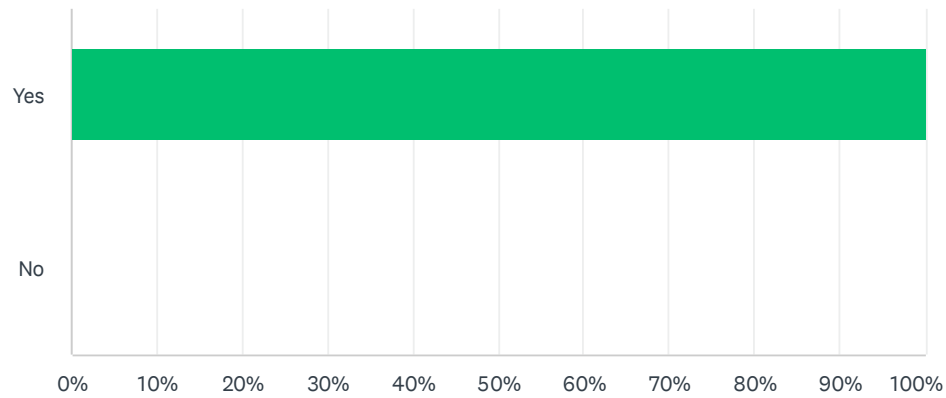
Answered: 154    Skipped: 0



ANSWER CHOICES	RESPONSES	
Engineering or Computer Science	2.60%	4
Humanities & Fine Arts (History, Film Studies, Philosophy, etc.)	16.88%	26
Sciences (Mathematical, Life, Physical)	29.22%	45
Social Sciences (Economics, Communication, Anthropology, etc.)	49.35%	76
College of Creative Studies	3.25%	5
other (pharmacology, actuarial science, etc.)	3.25%	5
Total Respondents: 154		

## Q2 Were you a transfer student?

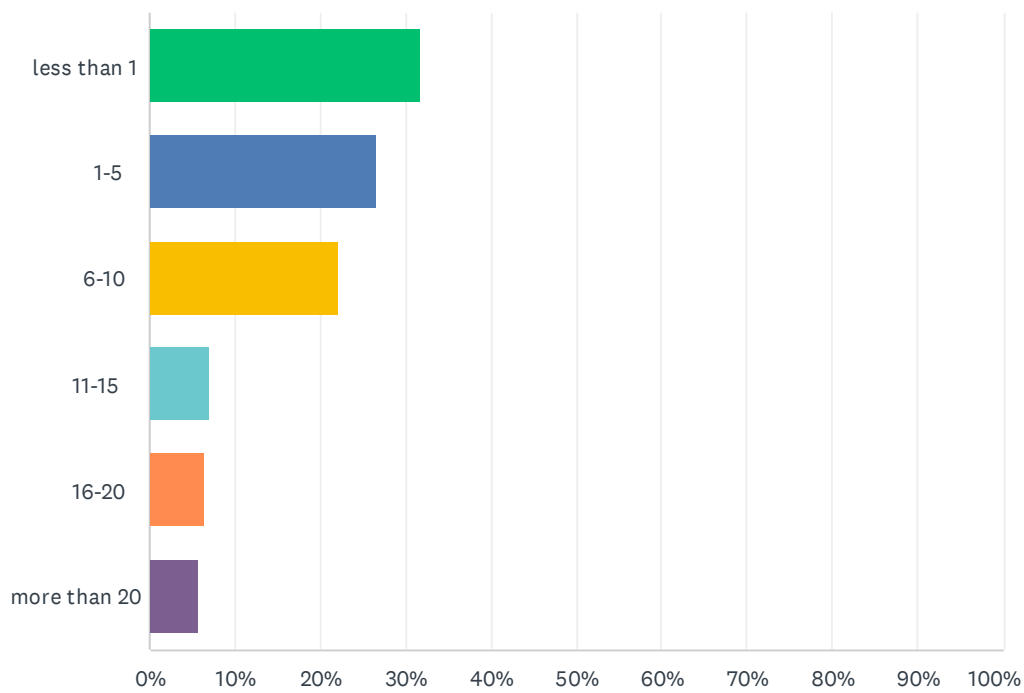
Answered: 154 Skipped: 0



ANSWER CHOICES	RESPONSES	
Yes	100.00%	154
No	0.00%	0
TOTAL		154

### Q3 On average, how many hours per week did you spend in the Library's physical spaces?

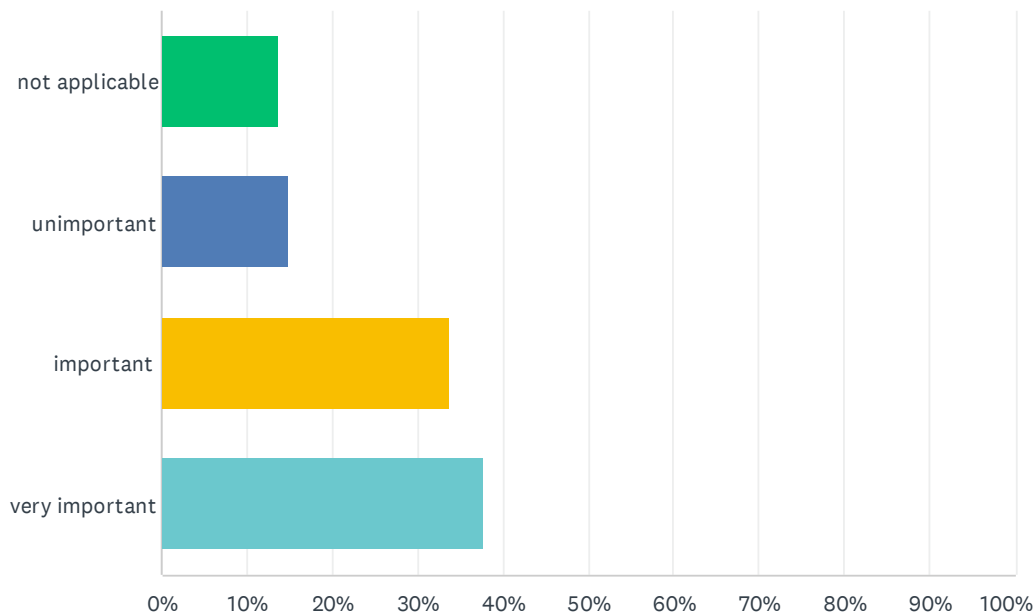
Answered: 154 Skipped: 0



ANSWER CHOICES	RESPONSES	
less than 1	31.82%	49
1-5	26.62%	41
6-10	22.08%	34
11-15	7.14%	11
16-20	6.49%	10
more than 20	5.84%	9
TOTAL		154

## Q4 On the whole, how important do you feel the Library was to your success at UCSB?

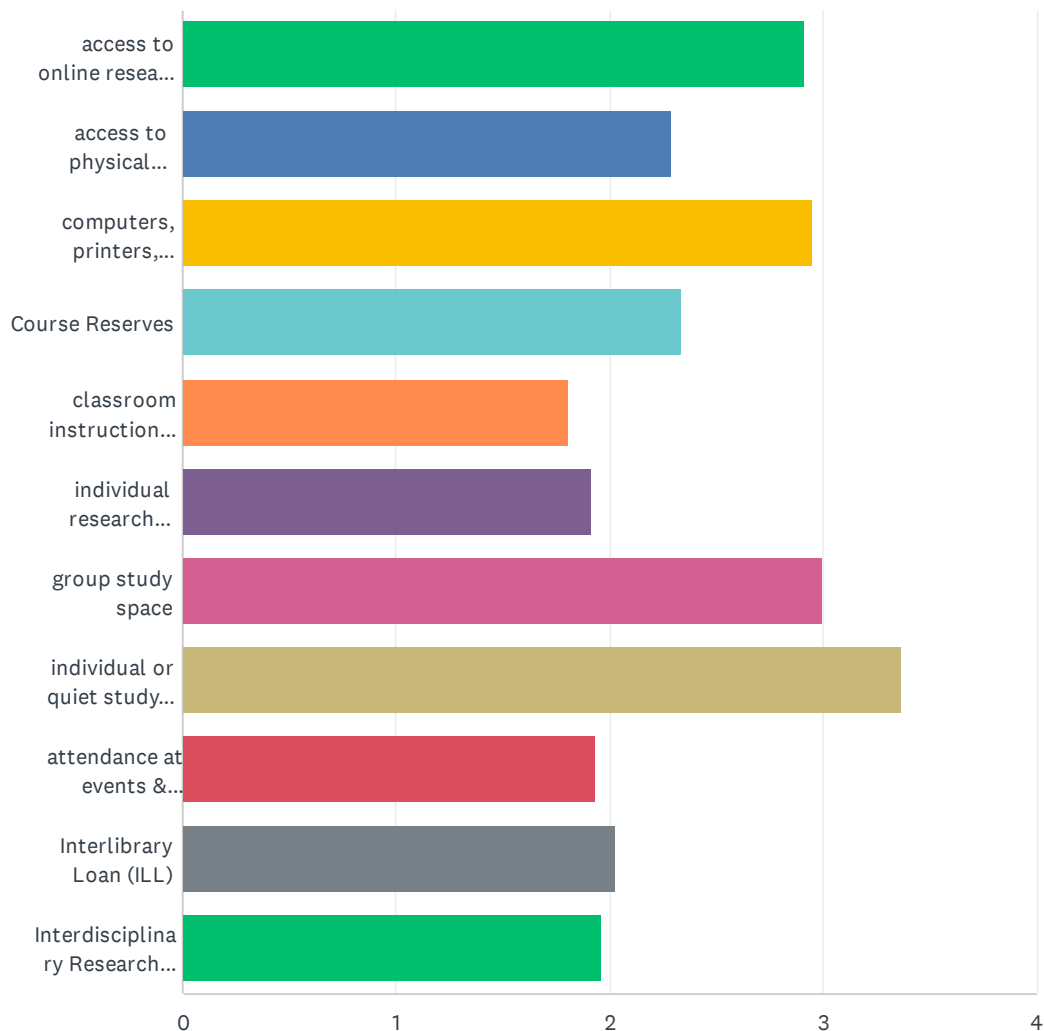
Answered: 154 Skipped: 0



ANSWER CHOICES	RESPONSES	
not applicable	13.64%	21
unimportant	14.94%	23
important	33.77%	52
very important	37.66%	58
TOTAL		154

## Q5 How would you characterize the value of these Library services and programs to your success as a student at UCSB?

Answered: 154 Skipped: 0



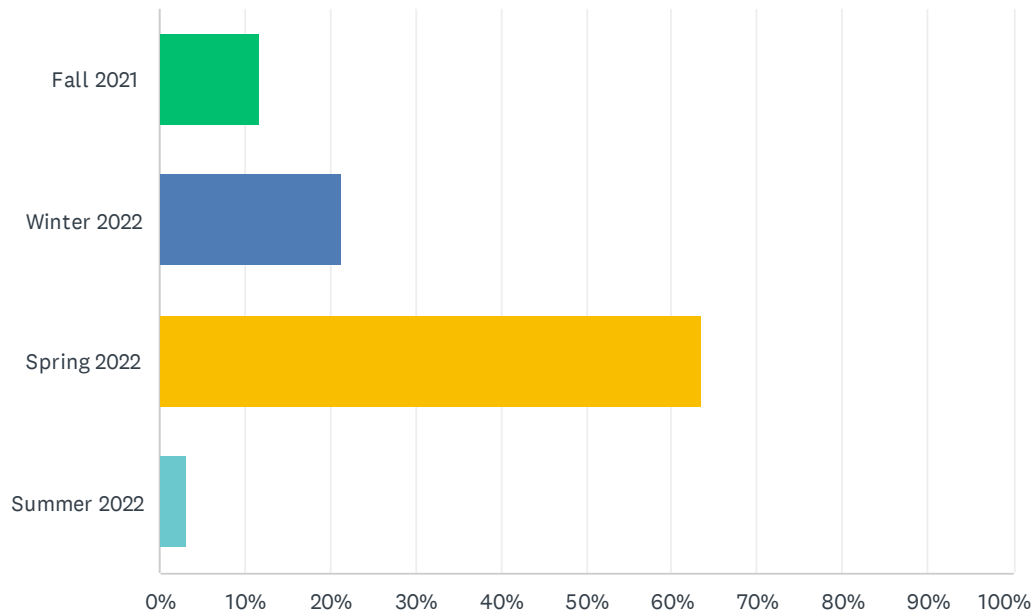
# UCSB Library Survey - Graduating Students 2021-2022

	NOT APPLICABLE	UNIMPORTANT	IMPORTANT	VERY IMPORTANT	TOTAL	WEIGHTED AVERAGE
access to online research materials	20.13% 31	7.79% 12	31.82% 49	40.26% 62	154	2.92
access to physical research materials	31.82% 49	21.43% 33	32.47% 50	14.29% 22	154	2.29
computers, printers, scanners, wireless, Library laptops	16.99% 26	9.15% 14	35.29% 54	38.56% 59	153	2.95
Course Reserves	33.11% 50	17.88% 27	30.46% 46	18.54% 28	151	2.34
classroom instruction taught by a librarian	56.86% 87	16.99% 26	14.38% 22	11.76% 18	153	1.81
individual research assistance from a librarian	51.95% 80	17.53% 27	16.88% 26	13.64% 21	154	1.92
group study space	17.65% 27	5.23% 8	36.60% 56	40.52% 62	153	3.00
individual or quiet study space	10.39% 16	4.55% 7	22.73% 35	62.34% 96	154	3.37
attendance at events & exhibitions (including UCSB Reads program)	48.70% 75	20.78% 32	18.83% 29	11.69% 18	154	1.94
Interlibrary Loan (ILL)	47.37% 72	19.08% 29	17.11% 26	16.45% 25	152	2.03
Interdisciplinary Research Collaboratory	51.32% 78	16.45% 25	17.11% 26	15.13% 23	152	1.96

#	OTHER (PLEASE SPECIFY)	DATE
1	The library allowed me to succeed.	3/7/2022 5:47 PM

## Q7 When did you graduate?

Answered: 154   Skipped: 0



ANSWER CHOICES	RESPONSES	
Fall 2021	11.69%	18
Winter 2022	21.43%	33
Spring 2022	63.64%	98
Summer 2022	3.25%	5
TOTAL		154