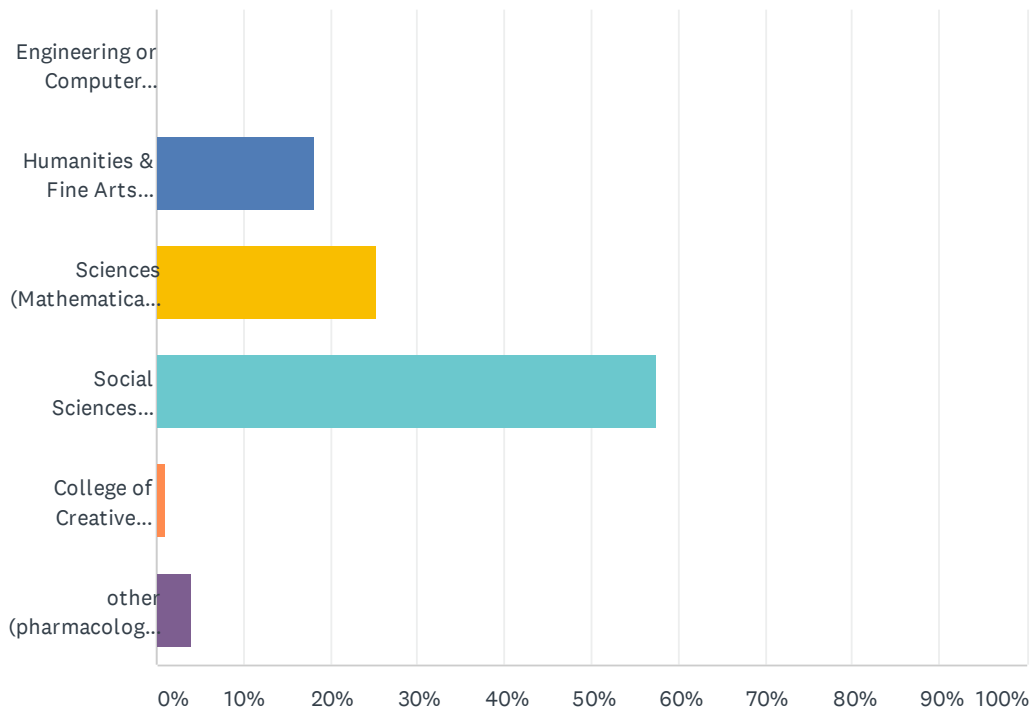


Q1 Your major is in which of the following divisions? (check all that apply)

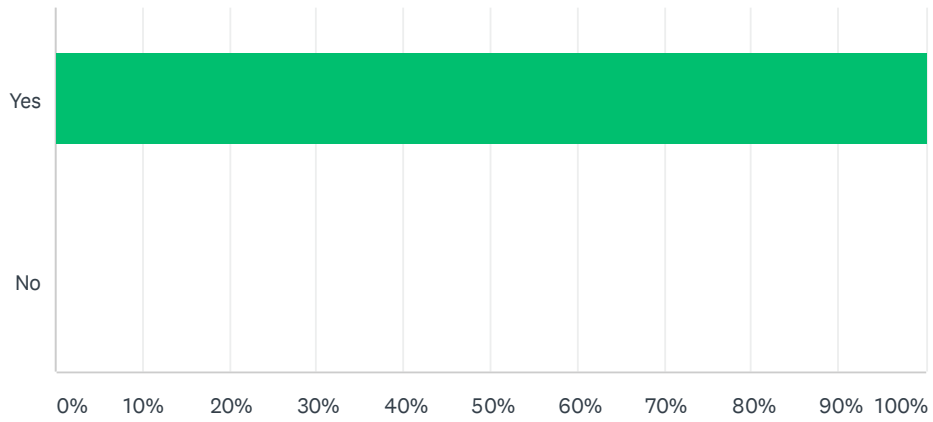
Answered: 99 Skipped: 0



ANSWER CHOICES	RESPONSES	
Engineering or Computer Science	0.00%	0
Humanities & Fine Arts (History, Film Studies, Philosophy, etc.)	18.18%	18
Sciences (Mathematical, Life, Physical)	25.25%	25
Social Sciences (Economics, Communication, Anthropology, etc.)	57.58%	57
College of Creative Studies	1.01%	1
other (pharmacology, actuarial science, etc.)	4.04%	4
Total Respondents: 99		

Q2 Were you a transfer student?

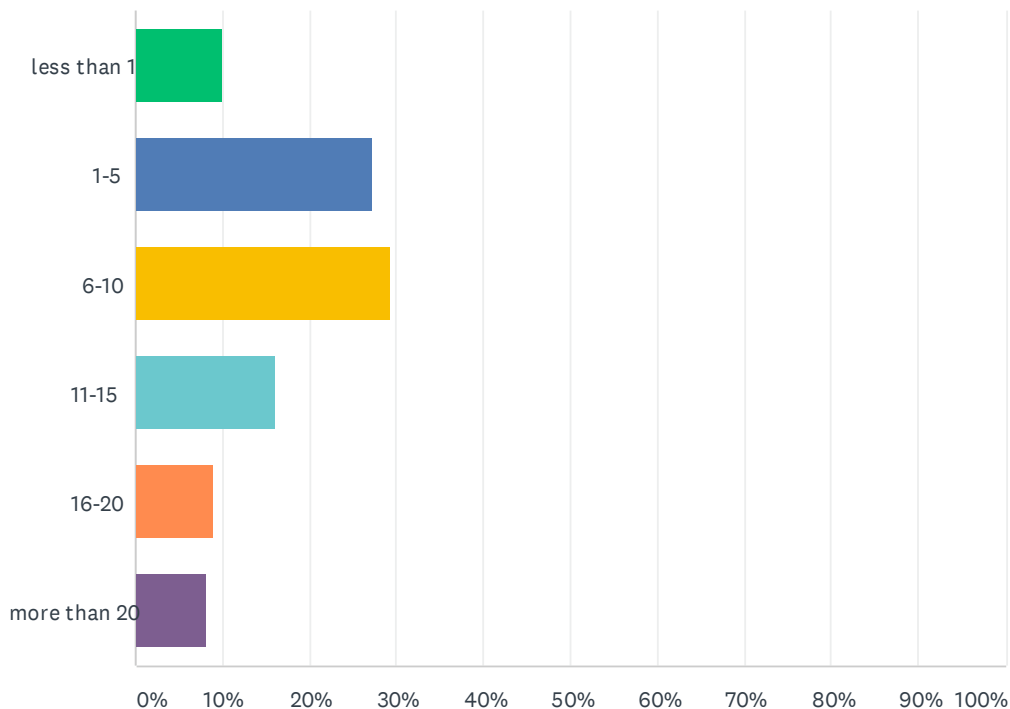
Answered: 99 Skipped: 0



ANSWER CHOICES	RESPONSES	
Yes	100.00%	99
No	0.00%	0
TOTAL		99

Q3 On average, how many hours per week did you spend in the Library's physical spaces?

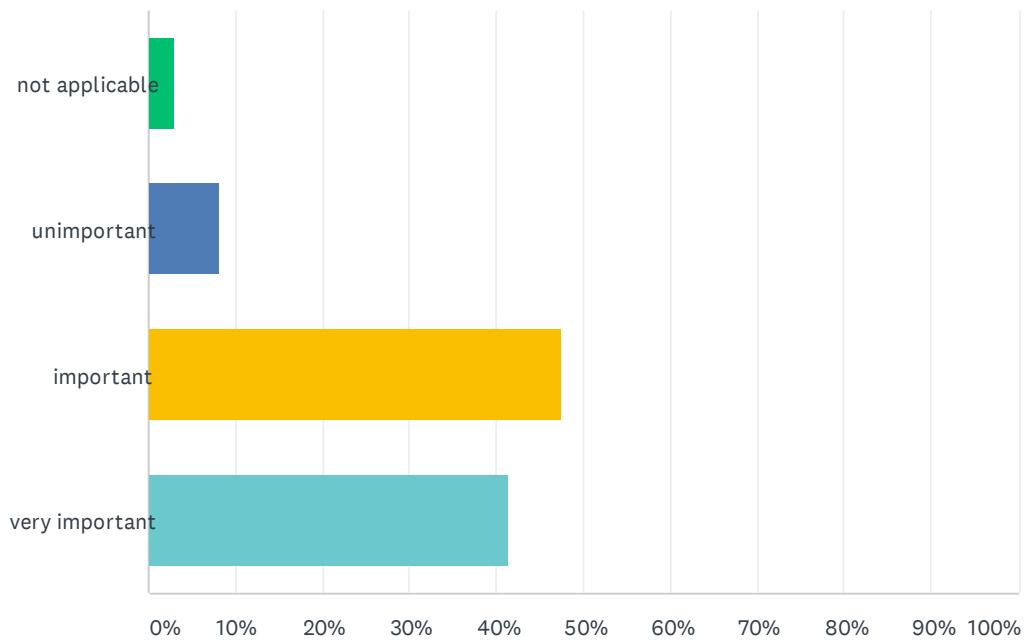
Answered: 99 Skipped: 0



ANSWER CHOICES	RESPONSES	
less than 1	10.10%	10
1-5	27.27%	27
6-10	29.29%	29
11-15	16.16%	16
16-20	9.09%	9
more than 20	8.08%	8
TOTAL		99

Q4 On the whole, how important do you feel the Library was to your success at UCSB?

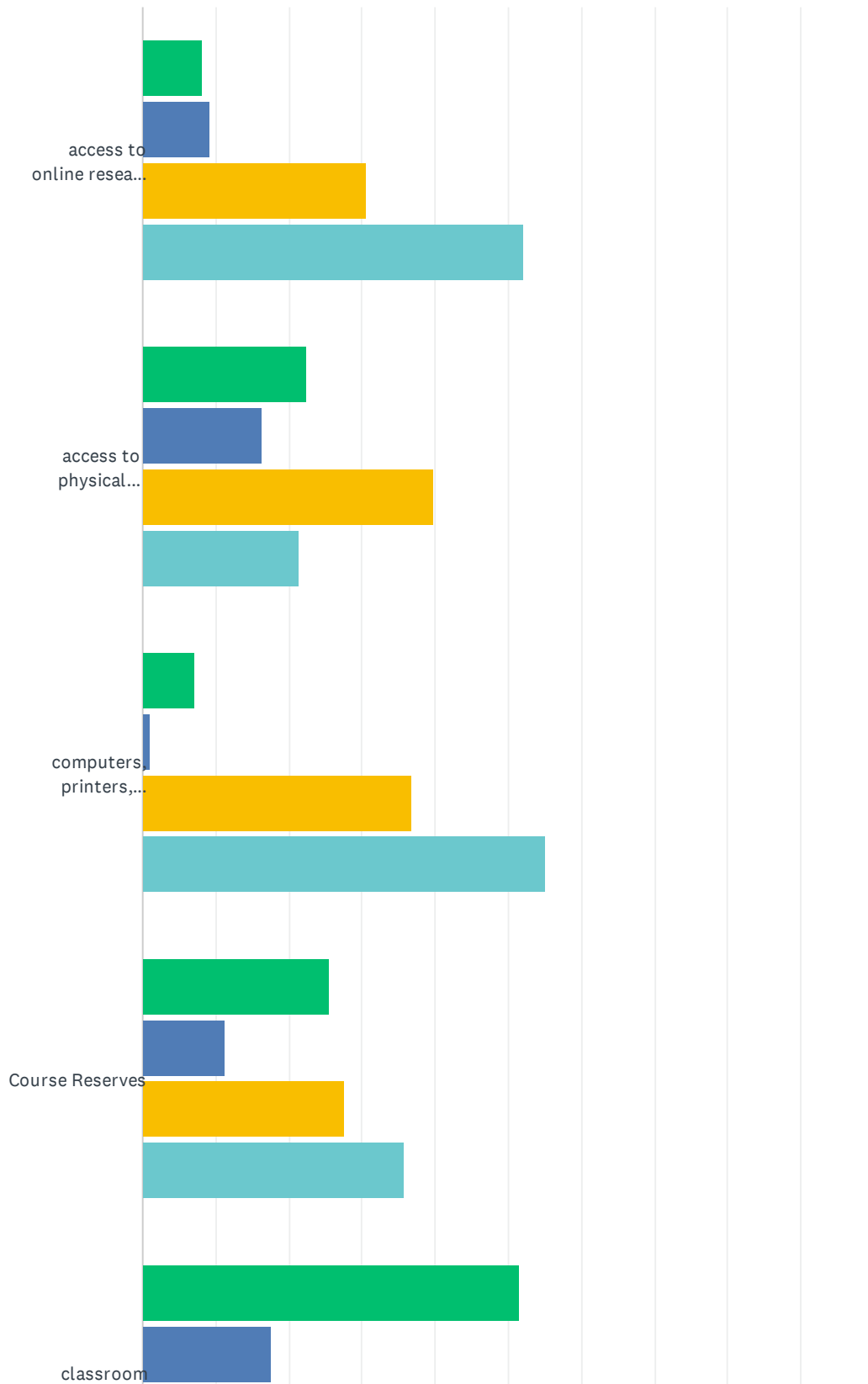
Answered: 99 Skipped: 0



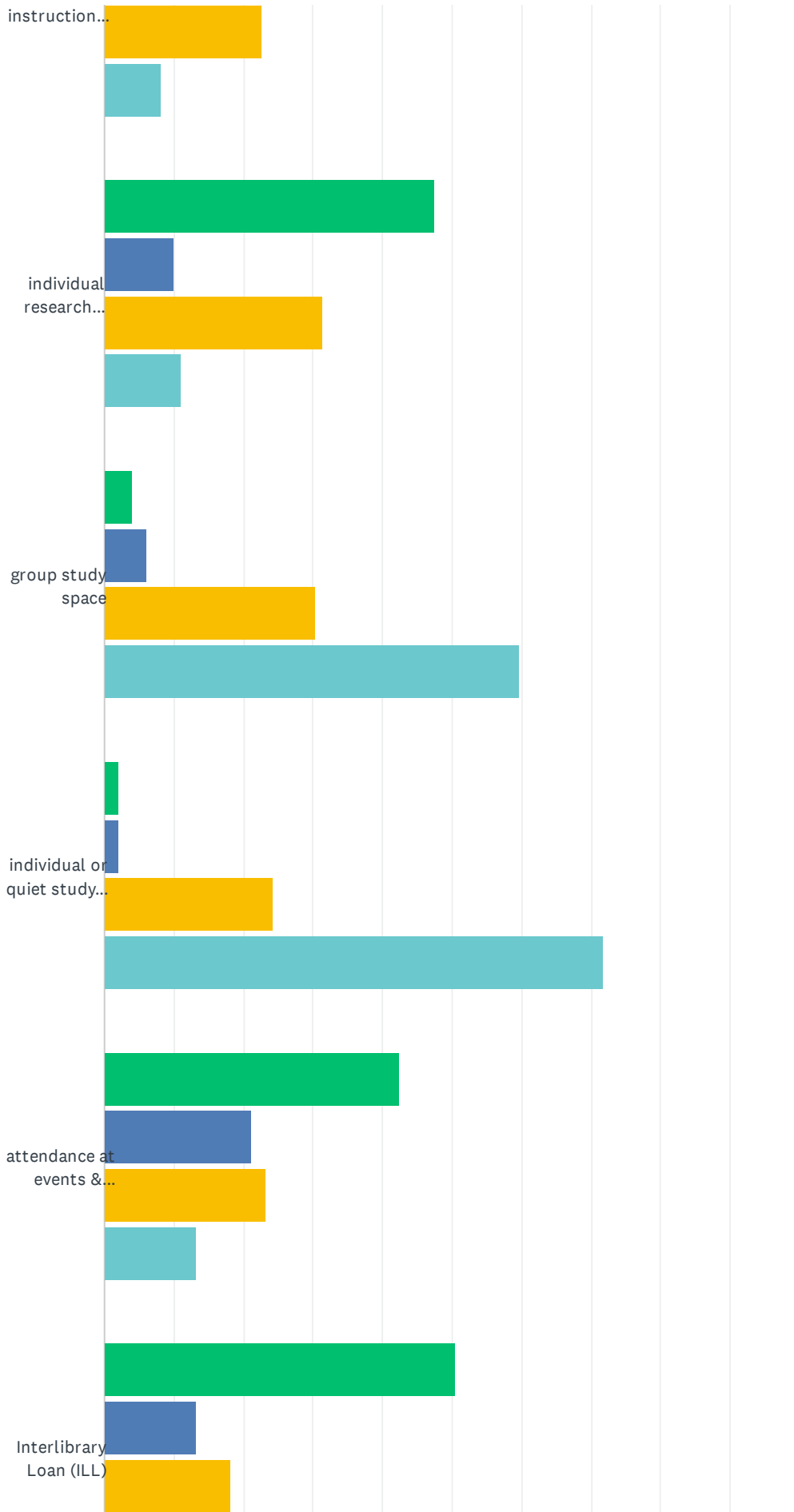
ANSWER CHOICES	RESPONSES	
not applicable	3.03%	3
unimportant	8.08%	8
important	47.47%	47
very important	41.41%	41
TOTAL		99

Q5 How would you characterize the value of these Library services and programs to your success as a student at UCSB?

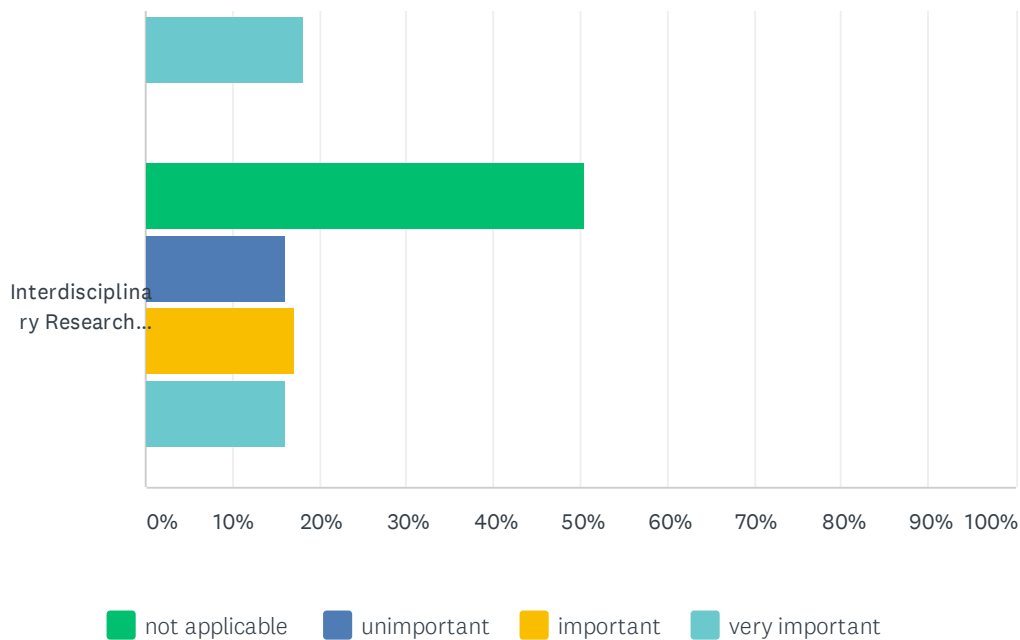
Answered: 99 Skipped: 0



UCSB Library Survey - Graduating Students 2020-2021



UCSB Library Survey - Graduating Students 2020-2021

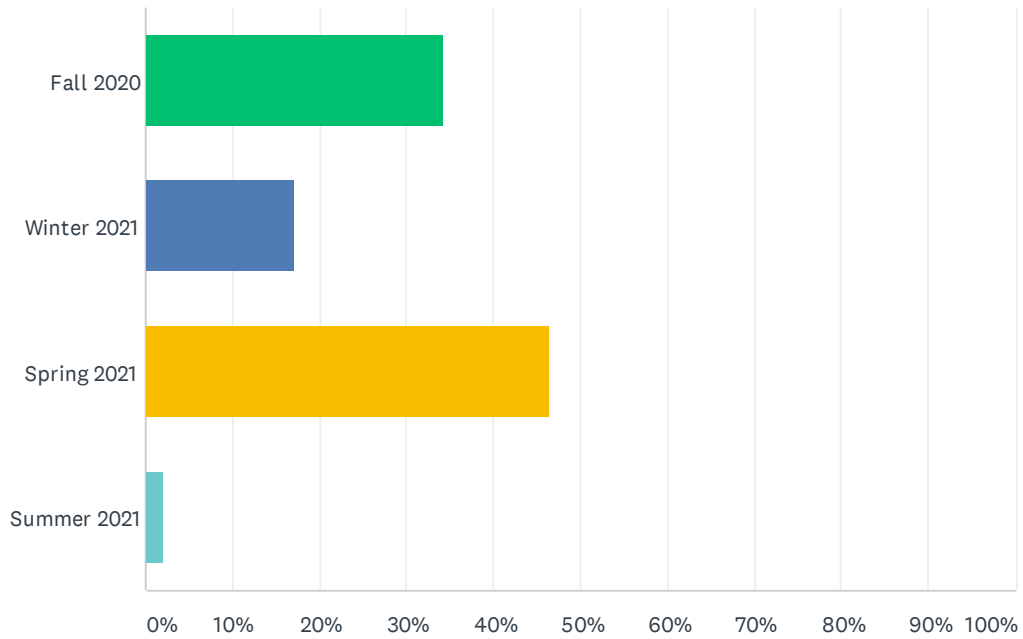


	NOT APPLICABLE	UNIMPORTANT	IMPORTANT	VERY IMPORTANT	TOTAL	WEIGHTED AVERAGE
access to online research materials	8.16% 8	9.18% 9	30.61% 30	52.04% 51	98	3.27
access to physical research materials	22.45% 22	16.33% 16	39.80% 39	21.43% 21	98	2.60
computers, printers, scanners, wireless, Library laptops	7.14% 7	1.02% 1	36.73% 36	55.10% 54	98	3.40
Course Reserves	25.51% 25	11.22% 11	27.55% 27	35.71% 35	98	2.73
classroom instruction taught by a librarian	51.55% 50	17.53% 17	22.68% 22	8.25% 8	97	1.88
individual research assistance from a librarian	47.47% 47	10.10% 10	31.31% 31	11.11% 11	99	2.06
group study space	4.04% 4	6.06% 6	30.30% 30	59.60% 59	99	3.45
individual or quiet study space	2.02% 2	2.02% 2	24.24% 24	71.72% 71	99	3.66
attendance at events & exhibitions (including UCSB Reads program)	42.42% 42	21.21% 21	23.23% 23	13.13% 13	99	2.07
Interlibrary Loan (ILL)	50.51% 50	13.13% 13	18.18% 18	18.18% 18	99	2.04
Interdisciplinary Research Collaboratory	50.51% 50	16.16% 16	17.17% 17	16.16% 16	99	1.99

#	OTHER (PLEASE SPECIFY)	DATE
1	Transfer Student Center	6/3/2021 4:21 PM
2	WiFi space 24hrs = VERY IMPORTANT	12/11/2020 7:27 PM

Q7 When did you graduate?

Answered: 99 Skipped: 0



ANSWER CHOICES	RESPONSES	
Fall 2020	34.34%	34
Winter 2021	17.17%	17
Spring 2021	46.46%	46
Summer 2021	2.02%	2
TOTAL		99