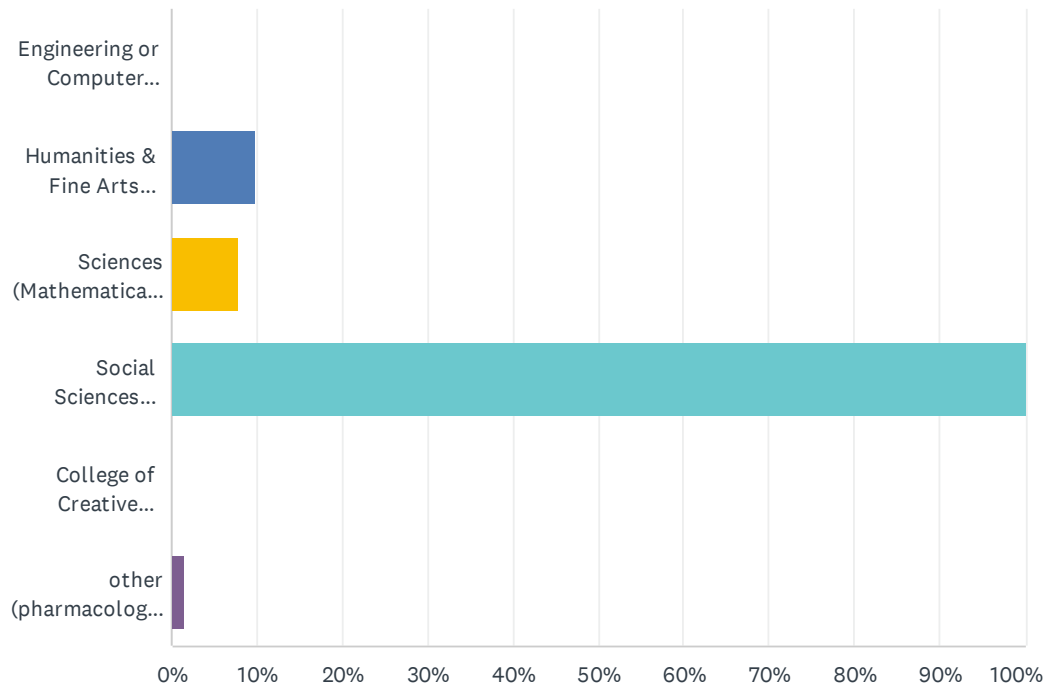


Q1 Your major is in which of the following divisions? (check all that apply)

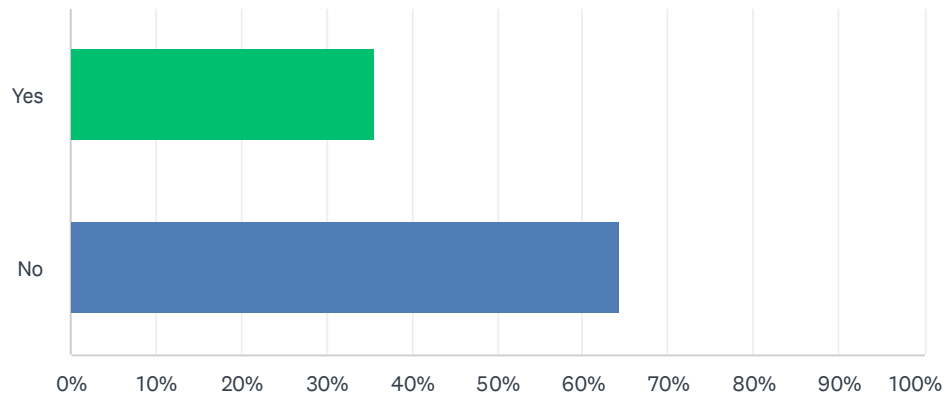
Answered: 214 Skipped: 0



ANSWER CHOICES	RESPONSES	
Engineering or Computer Science	0.00%	0
Humanities & Fine Arts (History, Film Studies, Philosophy, etc.)	9.81%	21
Sciences (Mathematical, Life, Physical)	7.94%	17
Social Sciences (Economics, Communication, Anthropology, etc.)	100.00%	214
College of Creative Studies	0.00%	0
other (pharmacology, actuarial science, etc.)	1.40%	3
Total Respondents: 214		

Q2 Were you a transfer student?

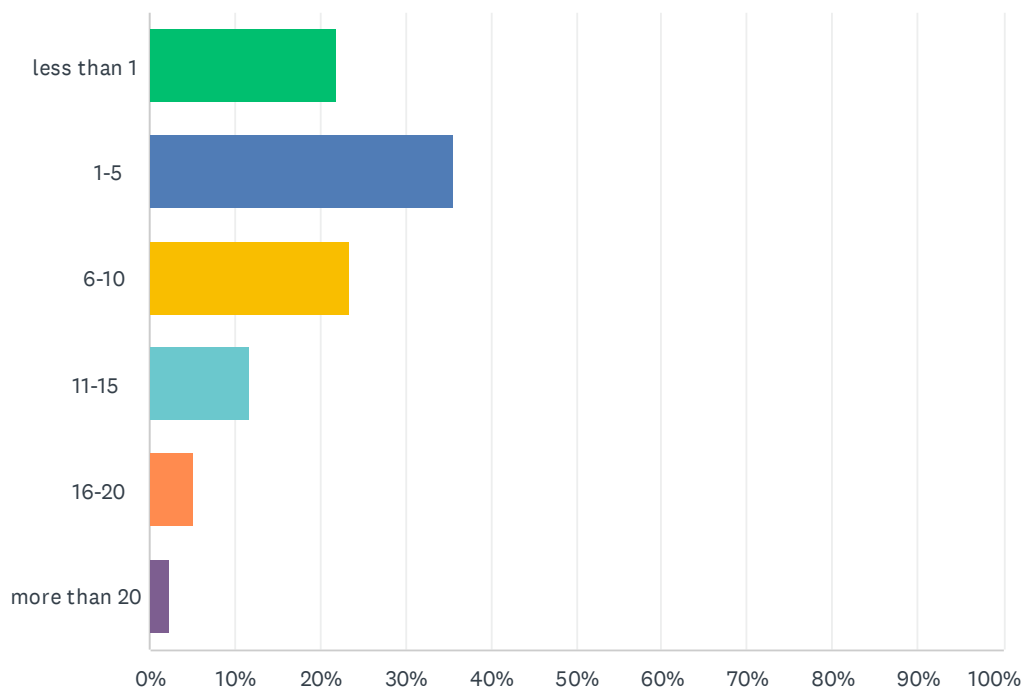
Answered: 214 Skipped: 0



ANSWER CHOICES	RESPONSES	
Yes	35.51%	76
No	64.49%	138
TOTAL		214

Q3 On average, how many hours per week did you spend in the Library's physical spaces?

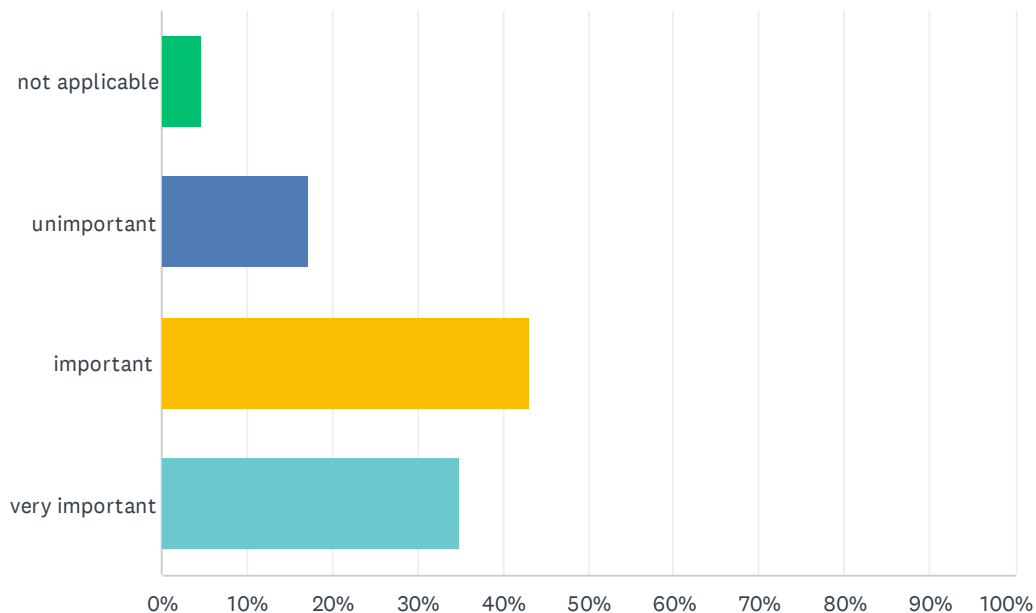
Answered: 214 Skipped: 0



ANSWER CHOICES	RESPONSES	
less than 1	21.96%	47
1-5	35.51%	76
6-10	23.36%	50
11-15	11.68%	25
16-20	5.14%	11
more than 20	2.34%	5
TOTAL		214

Q4 On the whole, how important do you feel the Library was to your success at UCSB?

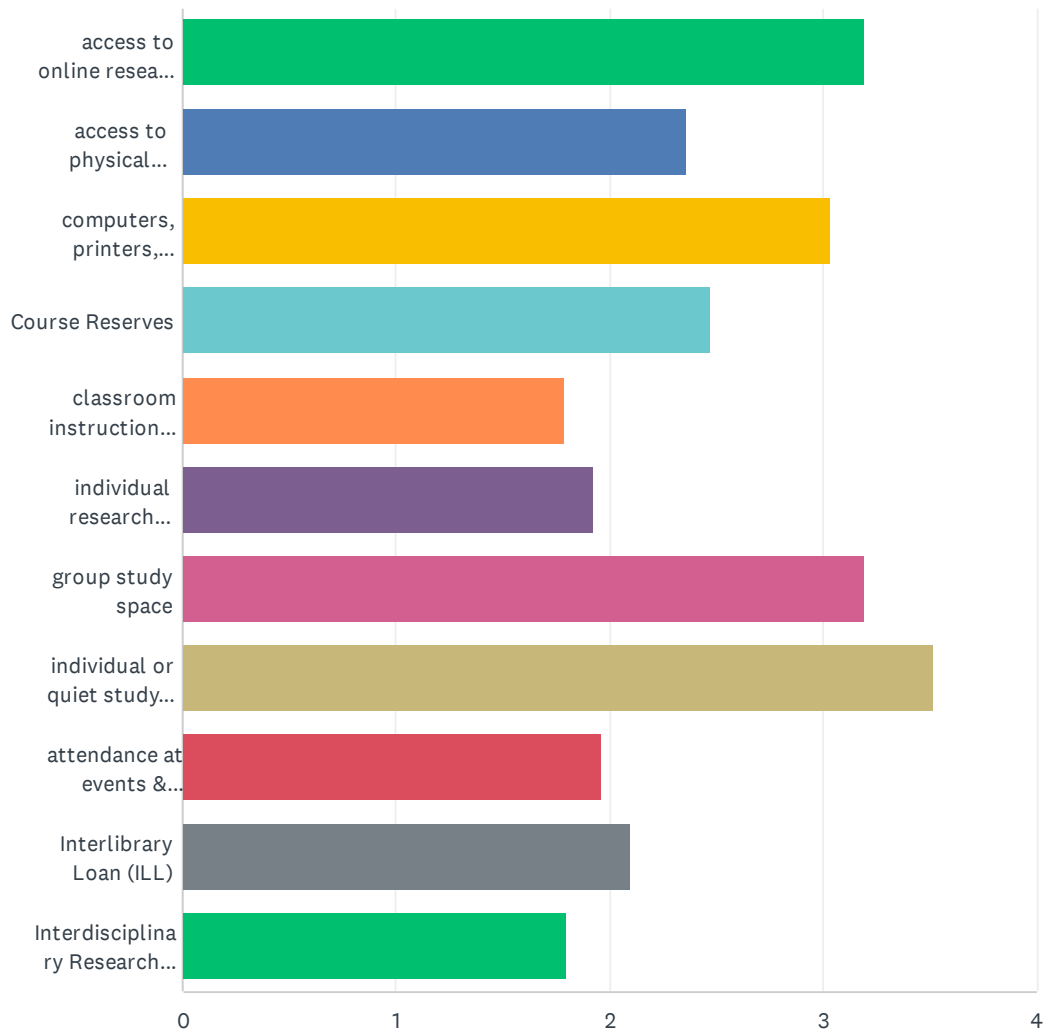
Answered: 214 Skipped: 0



ANSWER CHOICES	RESPONSES	
not applicable	4.67%	10
unimportant	17.29%	37
important	42.99%	92
very important	35.05%	75
TOTAL		214

Q5 How would you characterize the value of these Library services and programs to your success as a student at UCSB?

Answered: 214 Skipped: 0



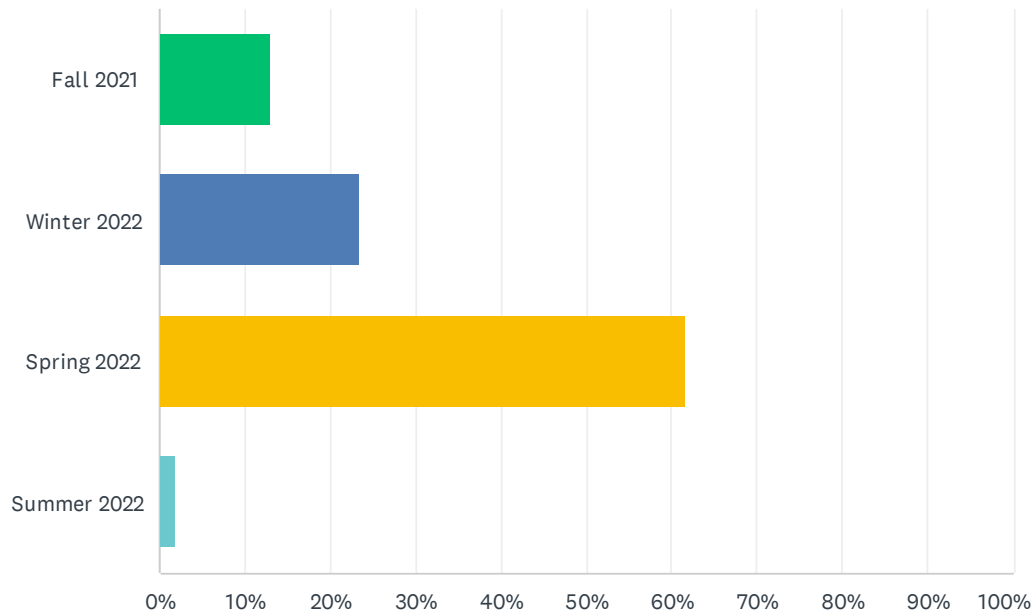
UCSB Library Survey - Graduating Students 2021-2022

	NOT APPLICABLE	UNIMPORTANT	IMPORTANT	VERY IMPORTANT	TOTAL	WEIGHTED AVERAGE
access to online research materials	10.75% 23	7.01% 15	34.11% 73	48.13% 103	214	3.20
access to physical research materials	23.83% 51	28.50% 61	35.05% 75	12.62% 27	214	2.36
computers, printers, scanners, wireless, Library laptops	9.86% 21	13.15% 28	40.38% 86	36.62% 78	213	3.04
Course Reserves	23.94% 51	23.47% 50	33.80% 72	18.78% 40	213	2.47
classroom instruction taught by a librarian	50.00% 106	26.89% 57	16.98% 36	6.13% 13	212	1.79
individual research assistance from a librarian	47.66% 102	21.03% 45	21.96% 47	9.35% 20	214	1.93
group study space	11.27% 24	5.63% 12	35.21% 75	47.89% 102	213	3.20
individual or quiet study space	5.14% 11	4.67% 10	22.90% 49	67.29% 144	214	3.52
attendance at events & exhibitions (including UCSB Reads program)	45.54% 97	23.94% 51	19.72% 42	10.80% 23	213	1.96
Interlibrary Loan (ILL)	44.34% 94	18.40% 39	20.28% 43	16.98% 36	212	2.10
Interdisciplinary Research Collaboratory	54.98% 116	19.43% 41	16.11% 34	9.48% 20	211	1.80

#	OTHER (PLEASE SPECIFY)	DATE
1	Device chargers and outlets are very important	11/15/2021 4:50 PM

Q7 When did you graduate?

Answered: 214 Skipped: 0



ANSWER CHOICES	RESPONSES	
Fall 2021	13.08%	28
Winter 2022	23.36%	50
Spring 2022	61.68%	132
Summer 2022	1.87%	4
TOTAL		214