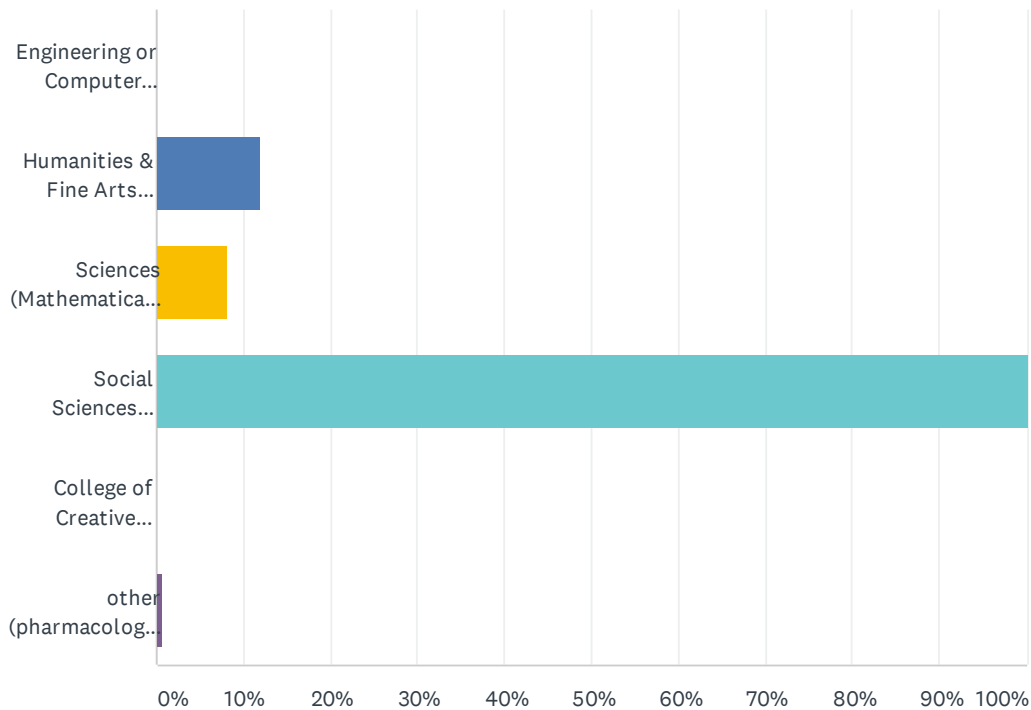


# Q1 Your major is in which of the following divisions? (check all that apply)

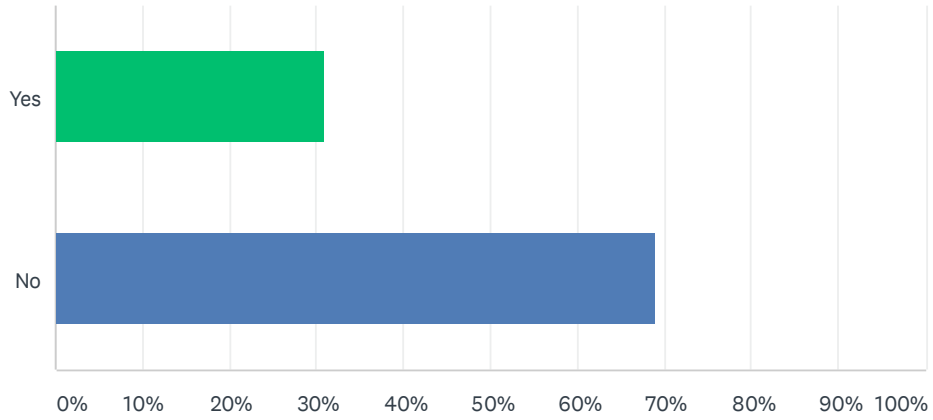
Answered: 184 Skipped: 0



ANSWER CHOICES	RESPONSES	
Engineering or Computer Science	0.00%	0
Humanities & Fine Arts (History, Film Studies, Philosophy, etc.)	11.96%	22
Sciences (Mathematical, Life, Physical)	8.15%	15
Social Sciences (Economics, Communication, Anthropology, etc.)	100.00%	184
College of Creative Studies	0.00%	0
other (pharmacology, actuarial science, etc.)	0.54%	1
Total Respondents: 184		

## Q2 Were you a transfer student?

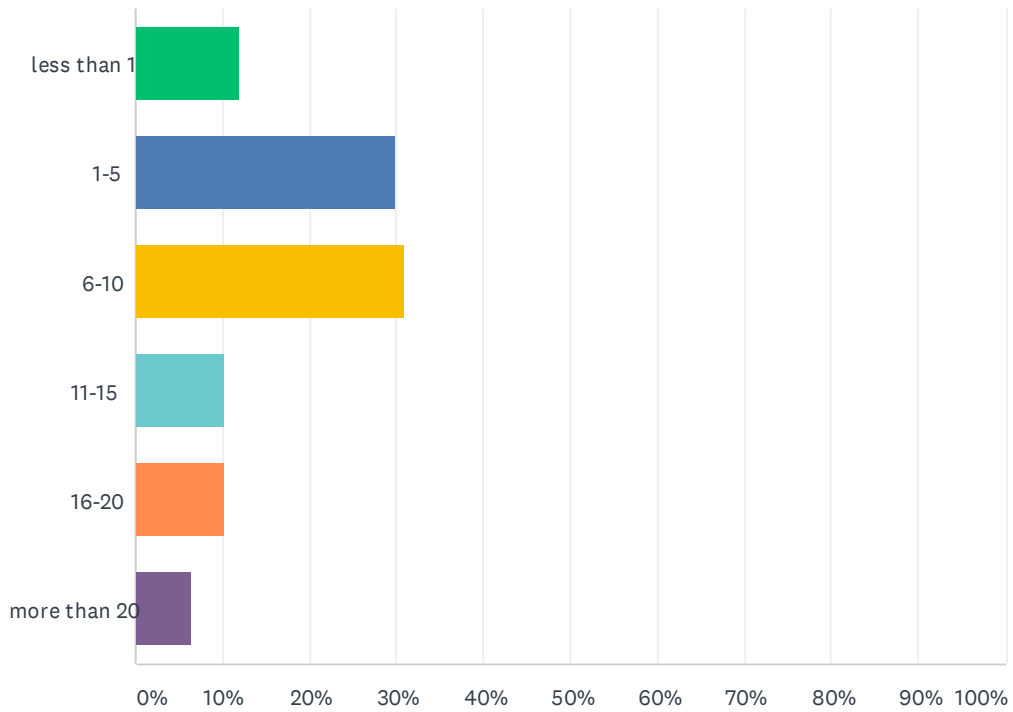
Answered: 184 Skipped: 0



ANSWER CHOICES	RESPONSES	
Yes	30.98%	57
No	69.02%	127
TOTAL		184

### Q3 On average, how many hours per week did you spend in the Library's physical spaces?

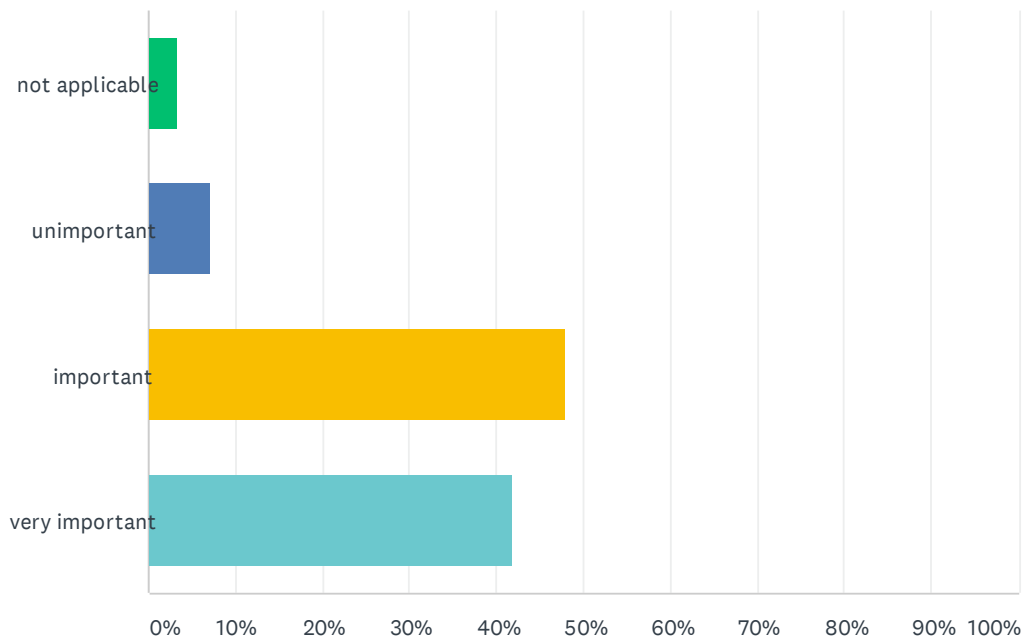
Answered: 184 Skipped: 0



ANSWER CHOICES	RESPONSES	
less than 1	11.96%	22
1-5	29.89%	55
6-10	30.98%	57
11-15	10.33%	19
16-20	10.33%	19
more than 20	6.52%	12
<b>TOTAL</b>		<b>184</b>

## Q4 On the whole, how important do you feel the Library was to your success at UCSB?

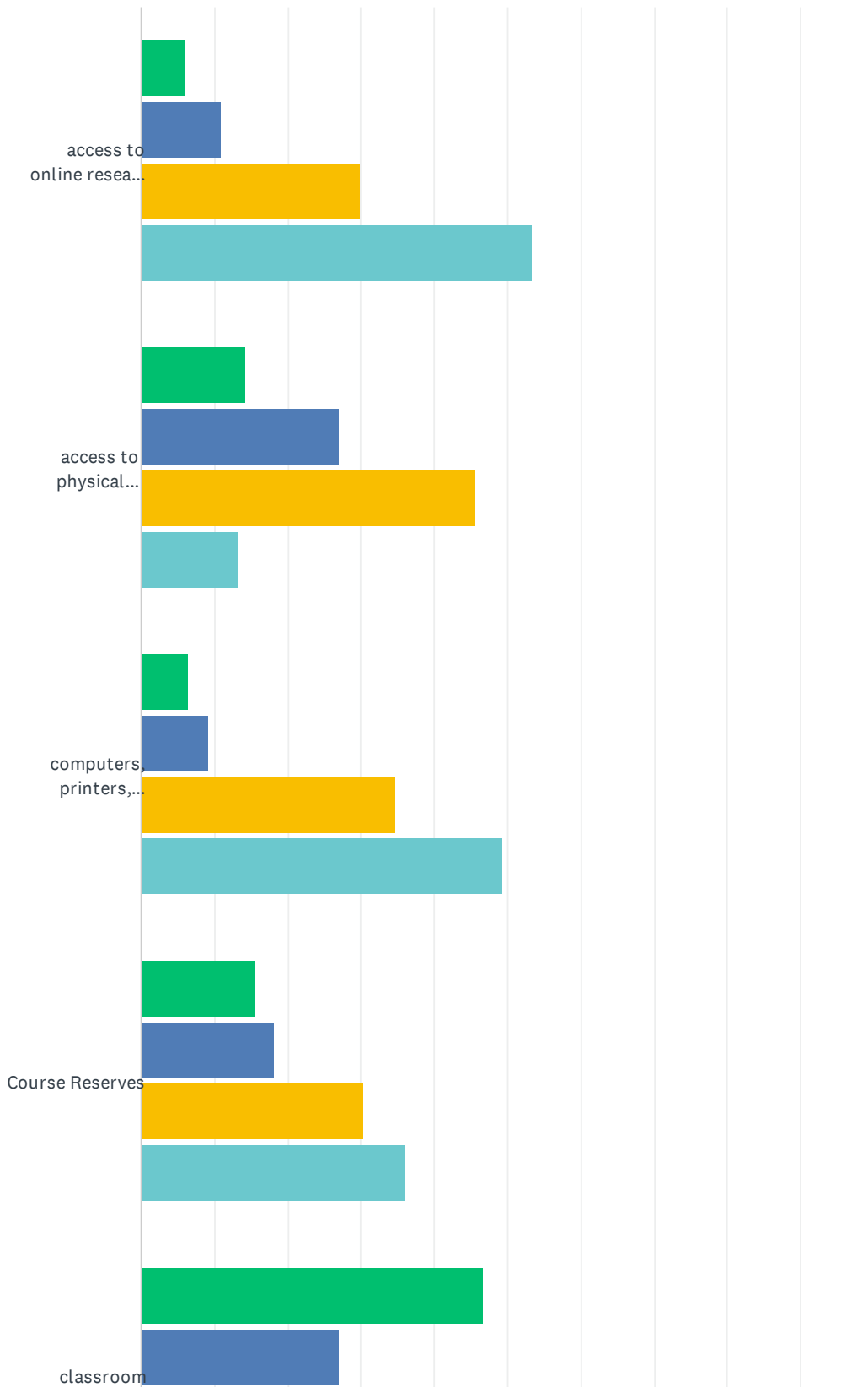
Answered: 184 Skipped: 0



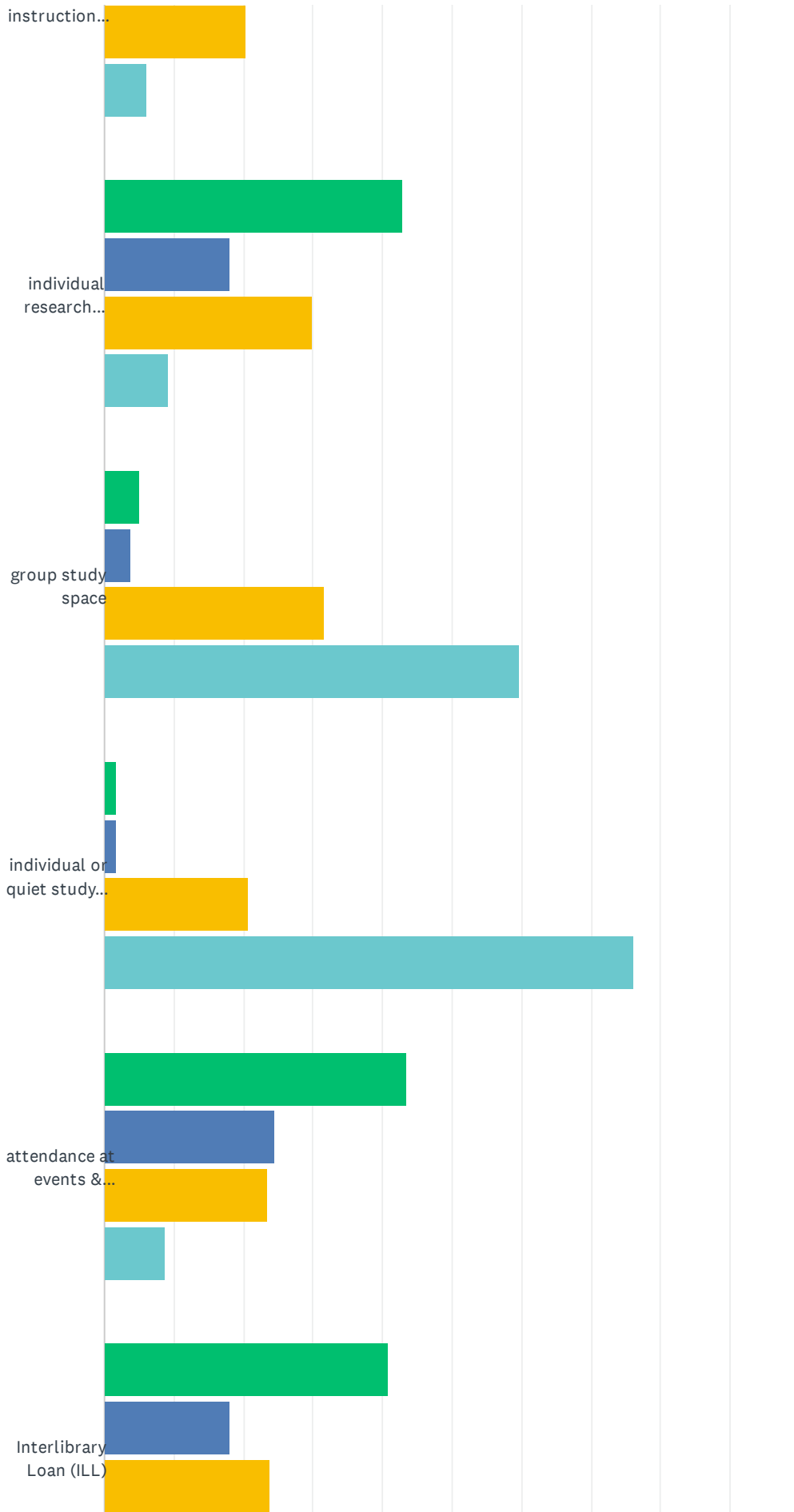
ANSWER CHOICES	RESPONSES	
not applicable	3.26%	6
unimportant	7.07%	13
important	47.83%	88
very important	41.85%	77
<b>TOTAL</b>		<b>184</b>

### Q5 How would you characterize the value of these Library services and programs to your success as a student at UCSB?

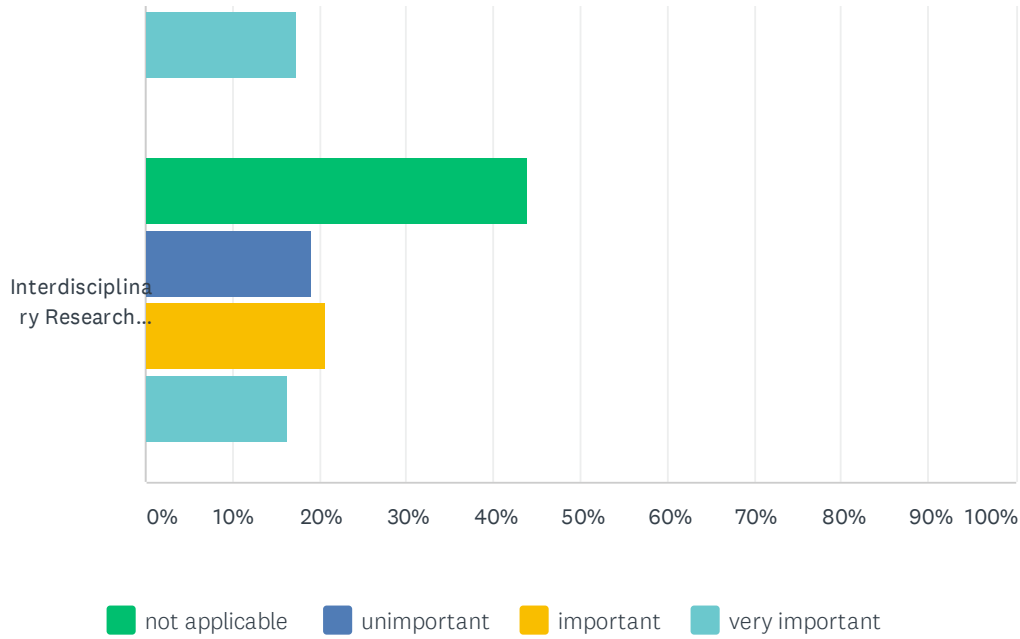
Answered: 184 Skipped: 0



UCSB Library Survey - Graduating Students 2020-2021



## UCSB Library Survey - Graduating Students 2020-2021

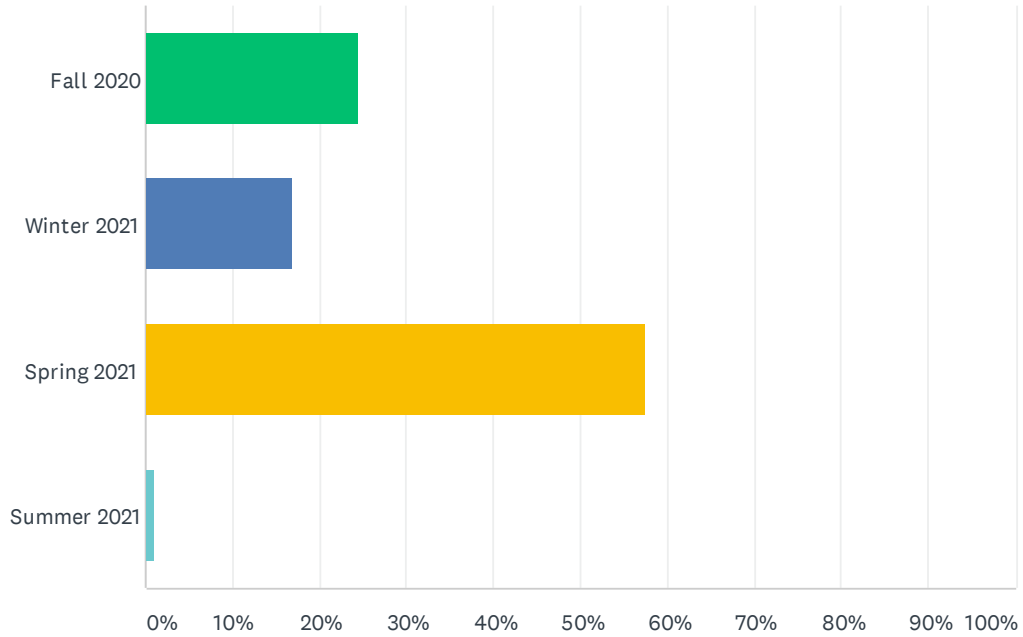


	NOT APPLICABLE	UNIMPORTANT	IMPORTANT	VERY IMPORTANT	TOTAL	WEIGHTED AVERAGE
access to online research materials	5.98% 11	10.87% 20	29.89% 55	53.26% 98	184	3.30
access to physical research materials	14.29% 26	26.92% 49	45.60% 83	13.19% 24	182	2.58
computers, printers, scanners, wireless, Library laptops	6.52% 12	9.24% 17	34.78% 64	49.46% 91	184	3.27
Course Reserves	15.47% 28	18.23% 33	30.39% 55	35.91% 65	181	2.87
classroom instruction taught by a librarian	46.70% 85	26.92% 49	20.33% 37	6.04% 11	182	1.86
individual research assistance from a librarian	42.93% 79	17.93% 33	29.89% 55	9.24% 17	184	2.05
group study space	4.92% 9	3.83% 7	31.69% 58	59.56% 109	183	3.46
individual or quiet study space	1.63% 3	1.63% 3	20.65% 38	76.09% 140	184	3.71
attendance at events & exhibitions (including UCSB Reads program)	43.48% 80	24.46% 45	23.37% 43	8.70% 16	184	1.97
Interlibrary Loan (ILL)	40.76% 75	17.93% 33	23.91% 44	17.39% 32	184	2.18
Interdisciplinary Research Collaboratory	44.02% 81	19.02% 35	20.65% 38	16.30% 30	184	2.09

#	OTHER (PLEASE SPECIFY)	DATE
1	Transfer Student Center	6/3/2021 4:21 PM
2	safe space to rest and reset (the nap pods)	5/21/2021 6:10 PM
3	the ones I marked unimportant are because I didnt use them or was unaware of them	5/18/2021 1:08 PM
4	WiFi space 24hrs = VERY IMPORTANT	12/11/2020 7:27 PM

## Q7 When did you graduate?

Answered: 184 Skipped: 0



ANSWER CHOICES	RESPONSES	
Fall 2020	24.46%	45
Winter 2021	16.85%	31
Spring 2021	57.61%	106
Summer 2021	1.09%	2
<b>TOTAL</b>		<b>184</b>