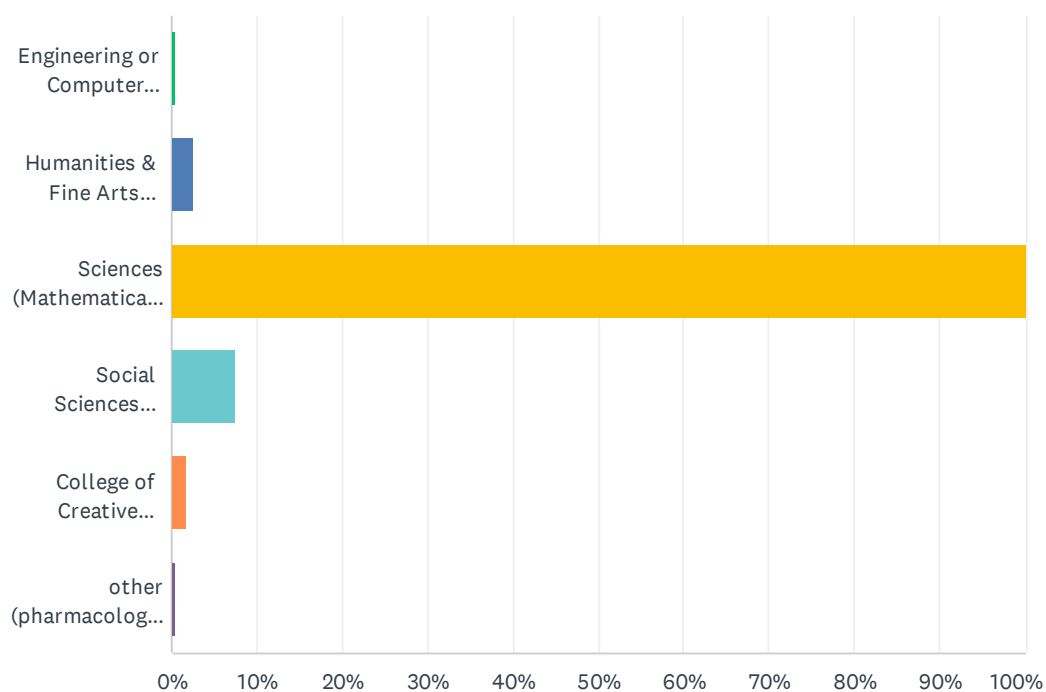


Q1 Your major is in which of the following divisions? (check all that apply)

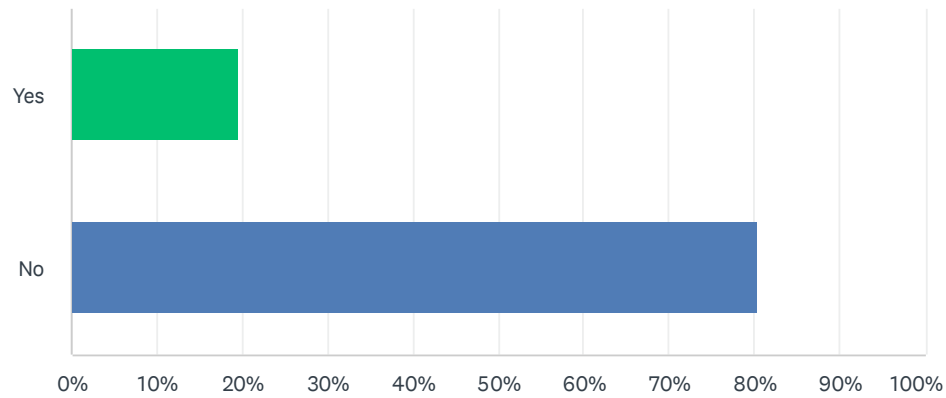
Answered: 230 Skipped: 0



ANSWER CHOICES	RESPONSES	
Engineering or Computer Science	0.43%	1
Humanities & Fine Arts (History, Film Studies, Philosophy, etc.)	2.61%	6
Sciences (Mathematical, Life, Physical)	100.00%	230
Social Sciences (Economics, Communication, Anthropology, etc.)	7.39%	17
College of Creative Studies	1.74%	4
other (pharmacology, actuarial science, etc.)	0.43%	1
Total Respondents: 230		

Q2 Were you a transfer student?

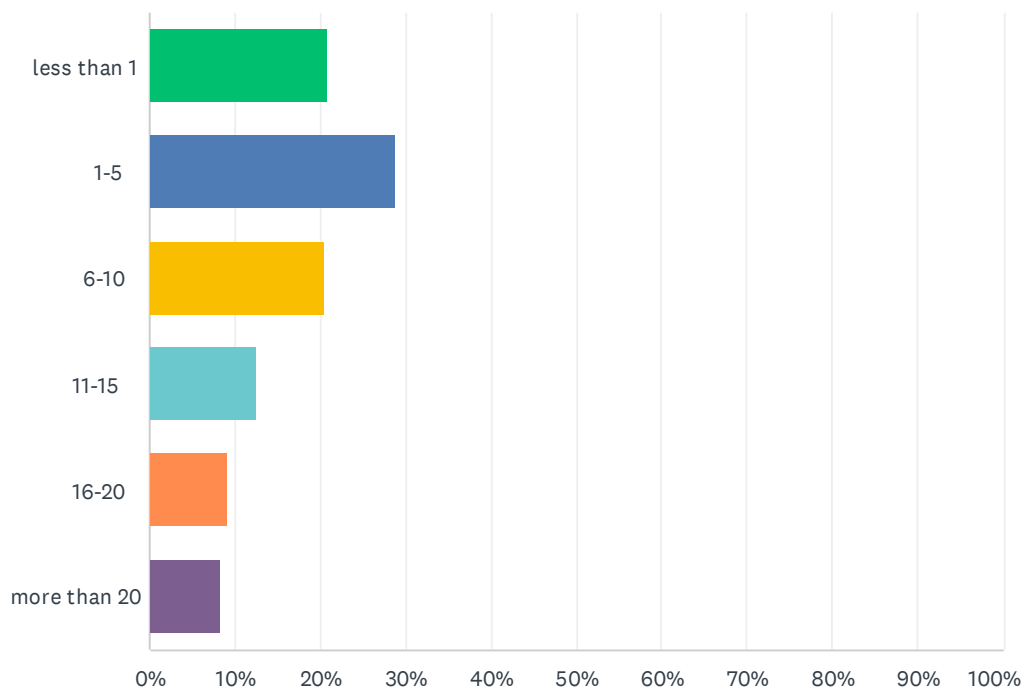
Answered: 230 Skipped: 0



ANSWER CHOICES	RESPONSES	
Yes	19.57%	45
No	80.43%	185
TOTAL		230

Q3 On average, how many hours per week did you spend in the Library's physical spaces?

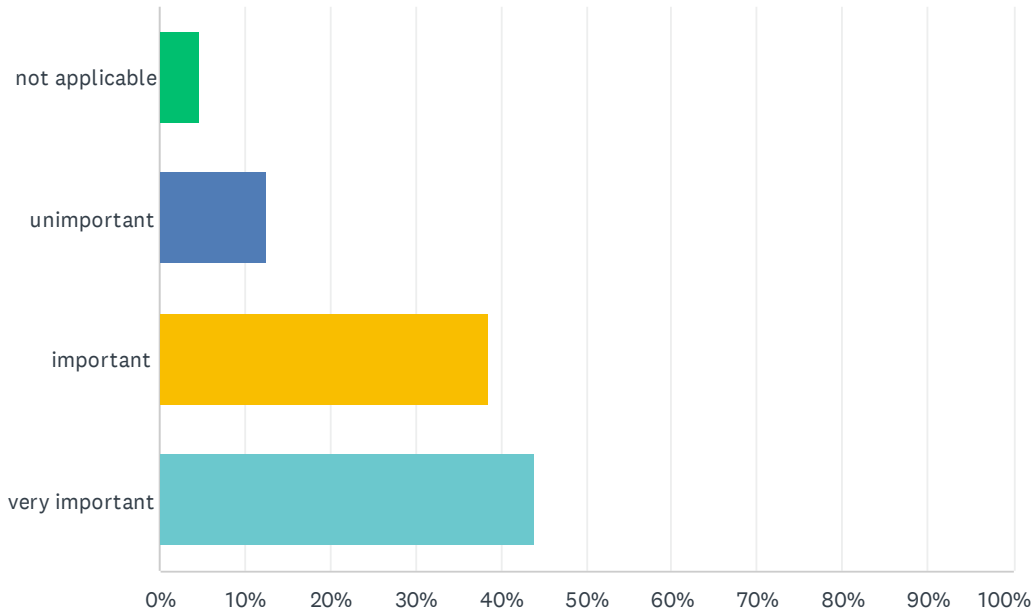
Answered: 230 Skipped: 0



ANSWER CHOICES	RESPONSES	
less than 1	20.87%	48
1-5	28.70%	66
6-10	20.43%	47
11-15	12.61%	29
16-20	9.13%	21
more than 20	8.26%	19
TOTAL		230

Q4 On the whole, how important do you feel the Library was to your success at UCSB?

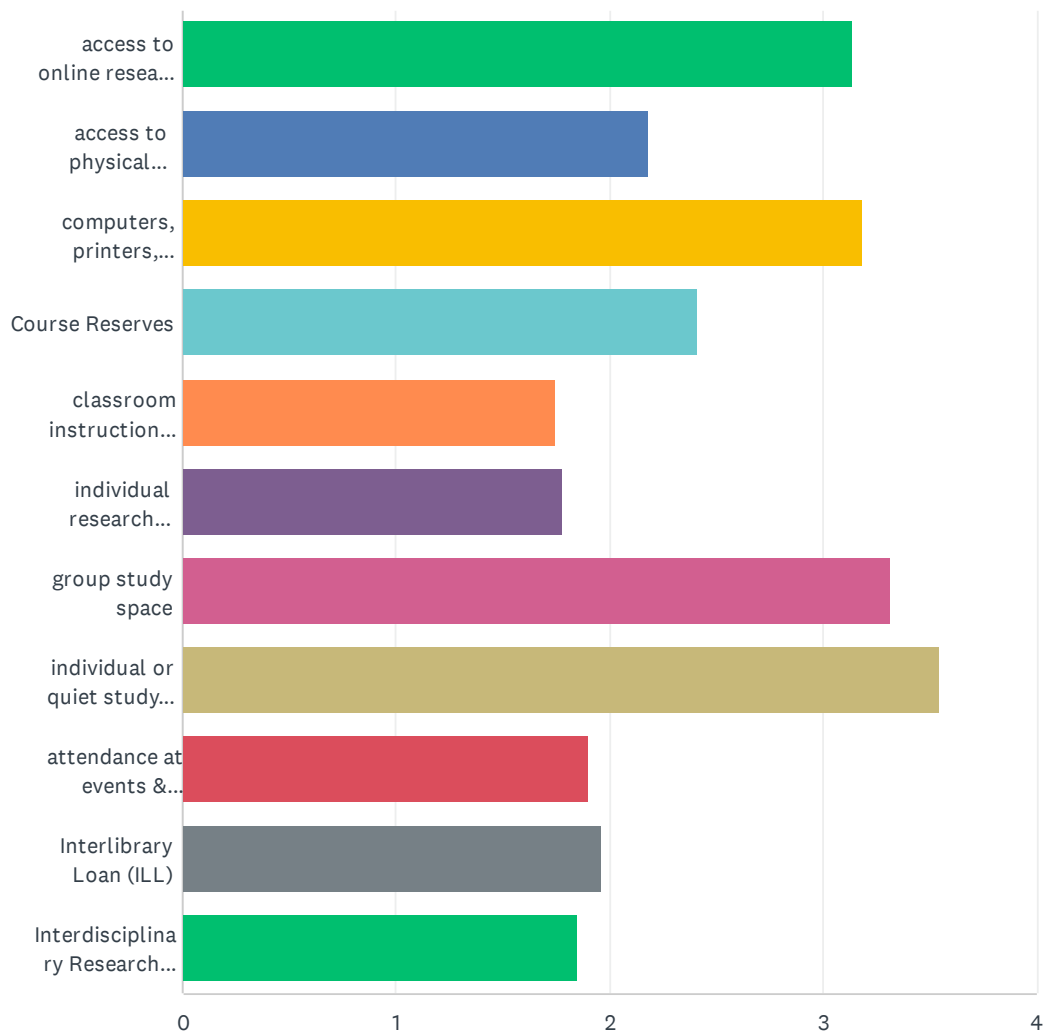
Answered: 230 Skipped: 0



ANSWER CHOICES	RESPONSES	
not applicable	4.78%	11
unimportant	12.61%	29
important	38.70%	89
very important	43.91%	101
TOTAL		230

Q5 How would you characterize the value of these Library services and programs to your success as a student at UCSB?

Answered: 230 Skipped: 0

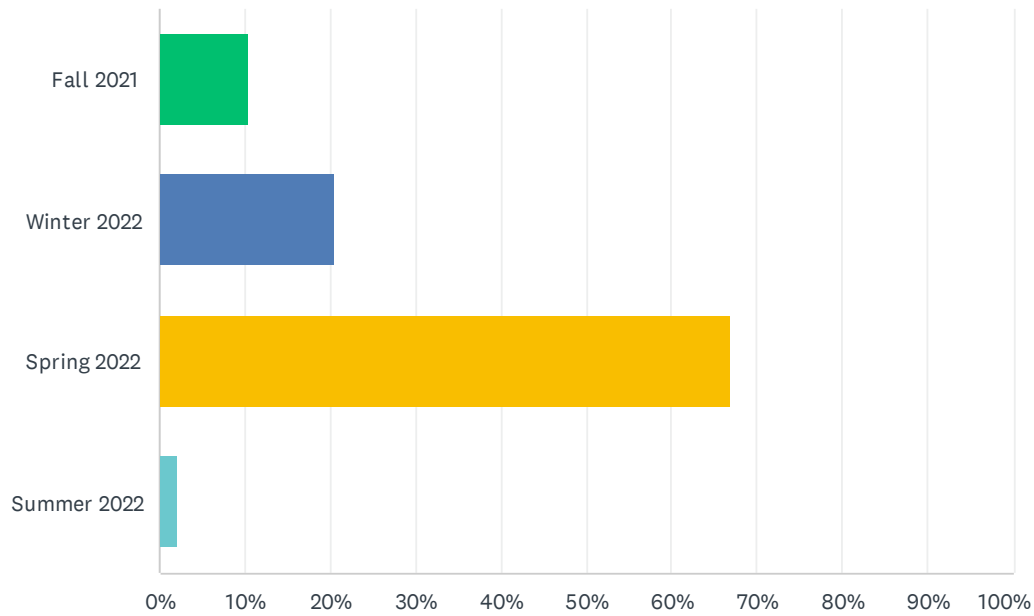


UCSB Library Survey - Graduating Students 2021-2022

	NOT APPLICABLE	UNIMPORTANT	IMPORTANT	VERY IMPORTANT	TOTAL	WEIGHTED AVERAGE
access to online research materials	11.74% 27	10.43% 24	29.57% 68	48.26% 111	230	3.14
access to physical research materials	29.13% 67	36.09% 83	22.17% 51	12.61% 29	230	2.18
computers, printers, scanners, wireless, Library laptops	7.89% 18	12.72% 29	32.02% 73	47.37% 108	228	3.19
Course Reserves	26.64% 61	24.45% 56	30.57% 70	18.34% 42	229	2.41
classroom instruction taught by a librarian	53.95% 123	24.56% 56	14.47% 33	7.02% 16	228	1.75
individual research assistance from a librarian	54.35% 125	23.04% 53	12.61% 29	10.00% 23	230	1.78
group study space	5.68% 13	10.04% 23	31.00% 71	53.28% 122	229	3.32
individual or quiet study space	2.62% 6	7.86% 18	21.83% 50	67.69% 155	229	3.55
attendance at events & exhibitions (including UCSB Reads program)	46.72% 107	27.07% 62	15.28% 35	10.92% 25	229	1.90
Interlibrary Loan (ILL)	47.81% 109	23.68% 54	13.60% 31	14.91% 34	228	1.96
Interdisciplinary Research Collaboratory	53.07% 121	22.37% 51	10.96% 25	13.60% 31	228	1.85

Q7 When did you graduate?

Answered: 230 Skipped: 0



ANSWER CHOICES	RESPONSES	
Fall 2021	10.43%	24
Winter 2022	20.43%	47
Spring 2022	66.96%	154
Summer 2022	2.17%	5
TOTAL		230