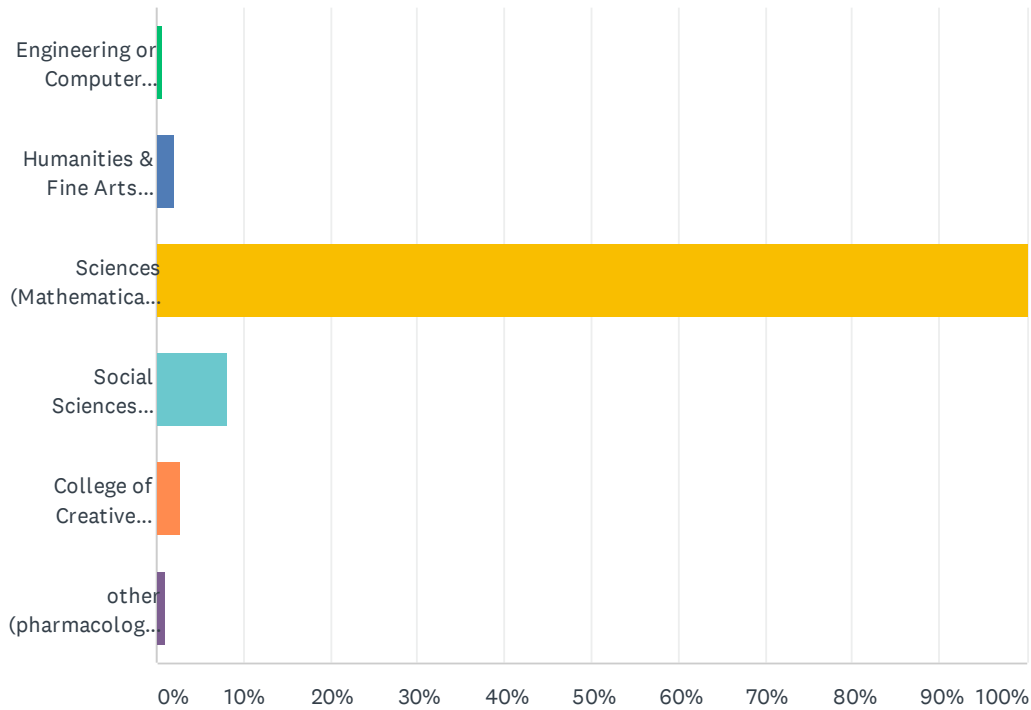


Q1 Your major is in which of the following divisions? (check all that apply)

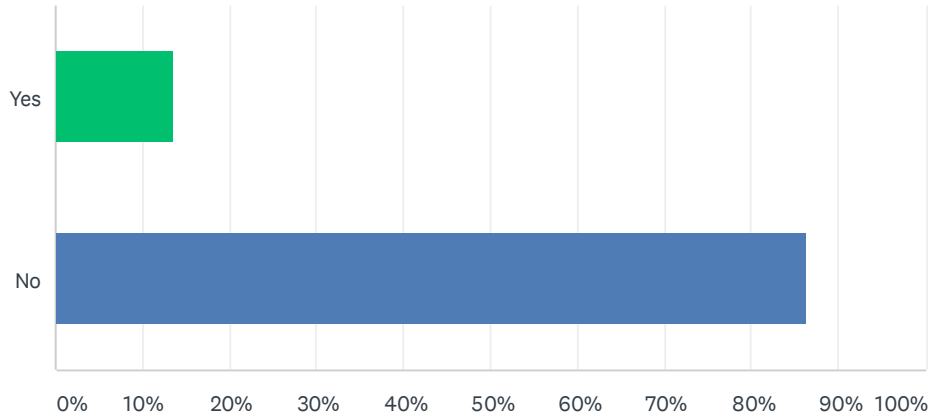
Answered: 185 Skipped: 0



ANSWER CHOICES	RESPONSES	
Engineering or Computer Science	0.54%	1
Humanities & Fine Arts (History, Film Studies, Philosophy, etc.)	2.16%	4
Sciences (Mathematical, Life, Physical)	100.00%	185
Social Sciences (Economics, Communication, Anthropology, etc.)	8.11%	15
College of Creative Studies	2.70%	5
other (pharmacology, actuarial science, etc.)	1.08%	2
Total Respondents: 185		

Q2 Were you a transfer student?

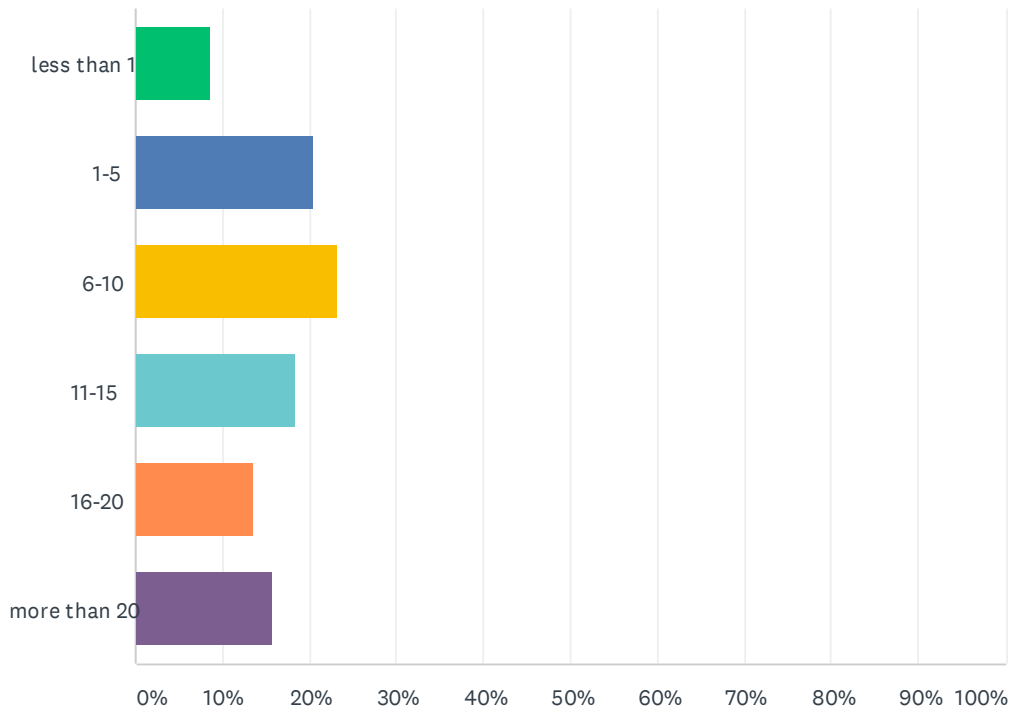
Answered: 185 Skipped: 0



ANSWER CHOICES	RESPONSES	
Yes	13.51%	25
No	86.49%	160
TOTAL		185

Q3 On average, how many hours per week did you spend in the Library's physical spaces?

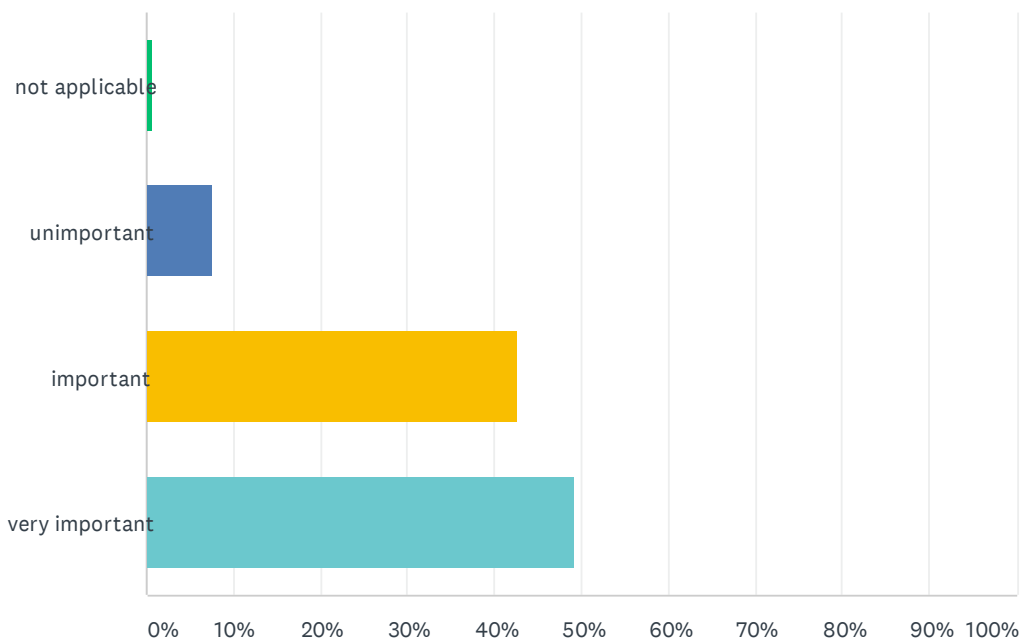
Answered: 185 Skipped: 0



ANSWER CHOICES	RESPONSES	
less than 1	8.65%	16
1-5	20.54%	38
6-10	23.24%	43
11-15	18.38%	34
16-20	13.51%	25
more than 20	15.68%	29
TOTAL		185

Q4 On the whole, how important do you feel the Library was to your success at UCSB?

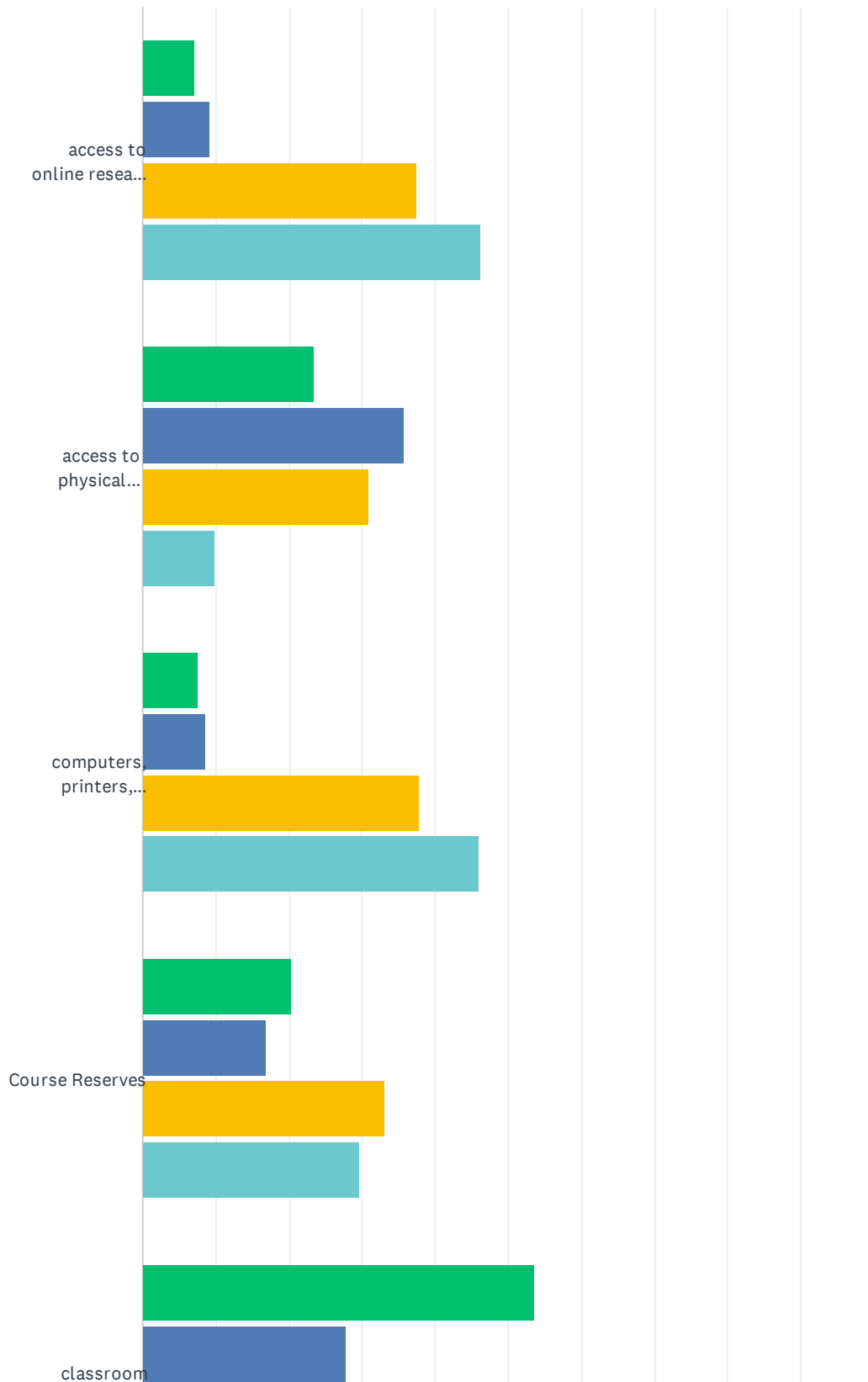
Answered: 185 Skipped: 0



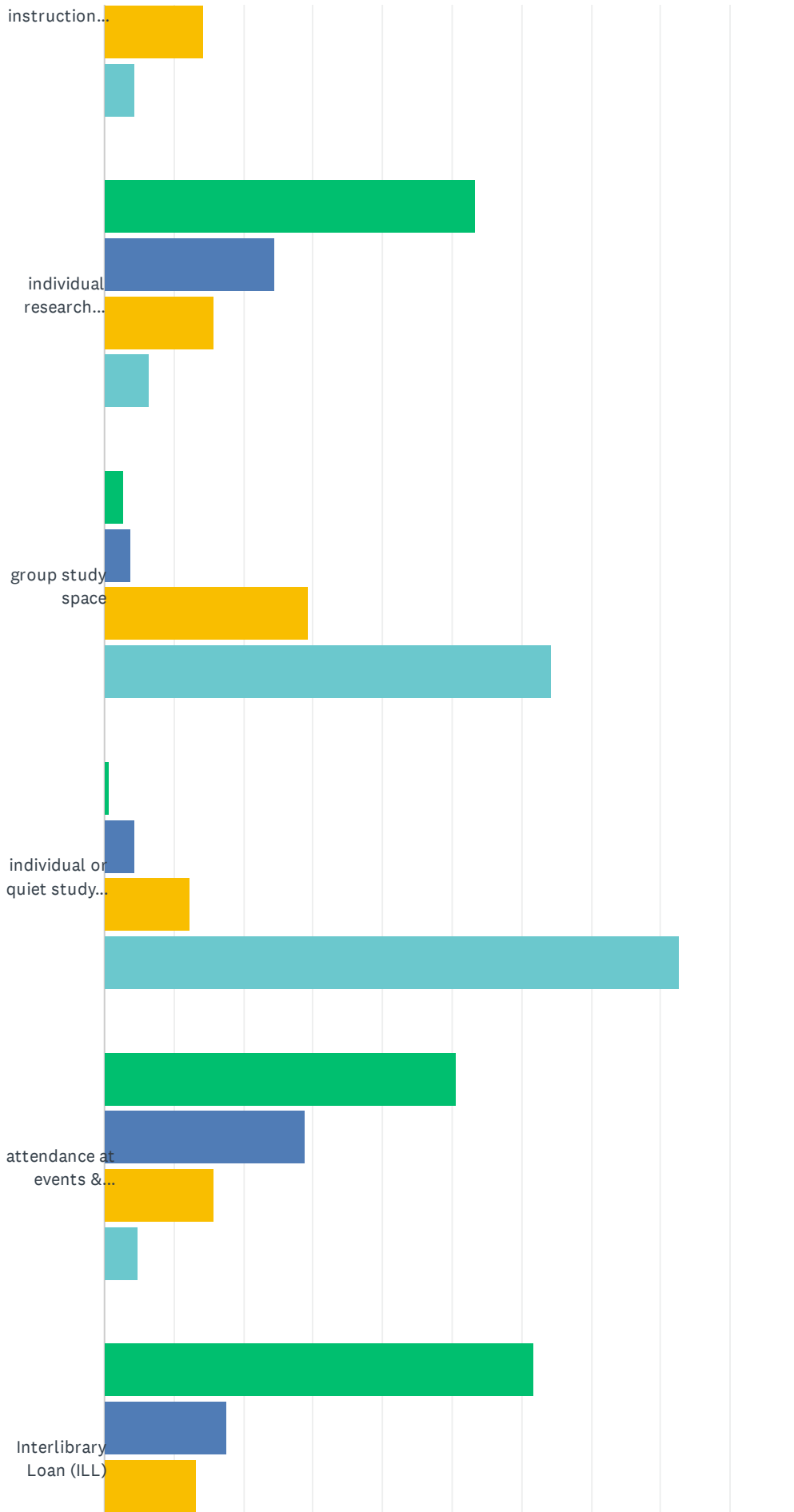
ANSWER CHOICES	RESPONSES	
not applicable	0.54%	1
unimportant	7.57%	14
important	42.70%	79
very important	49.19%	91
TOTAL		185

Q5 How would you characterize the value of these Library services and programs to your success as a student at UCSB?

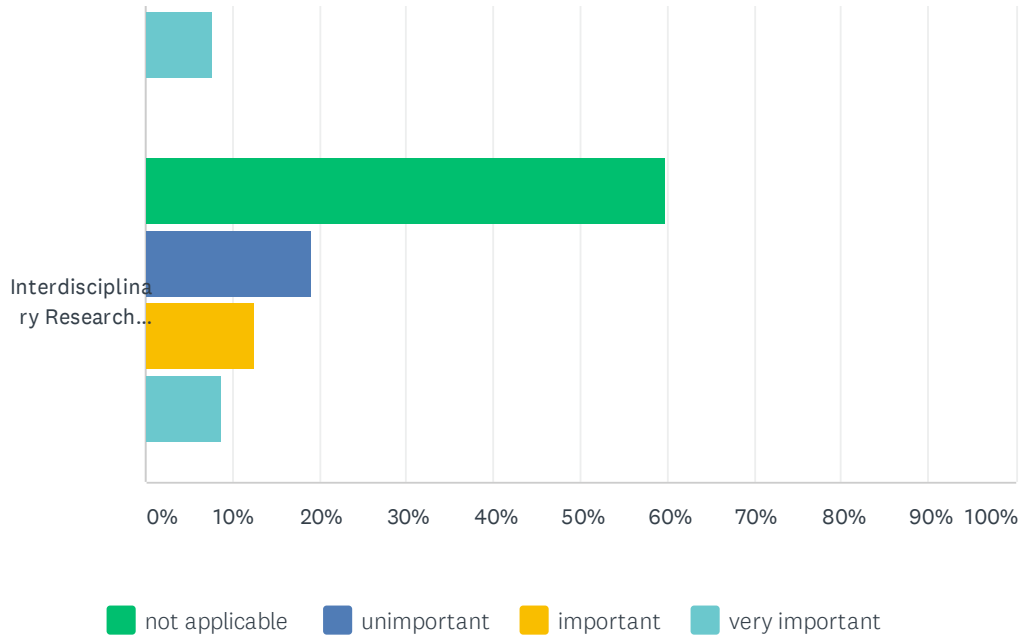
Answered: 185 Skipped: 0



UCSB Library Survey - Graduating Students 2020-2021



UCSB Library Survey - Graduating Students 2020-2021

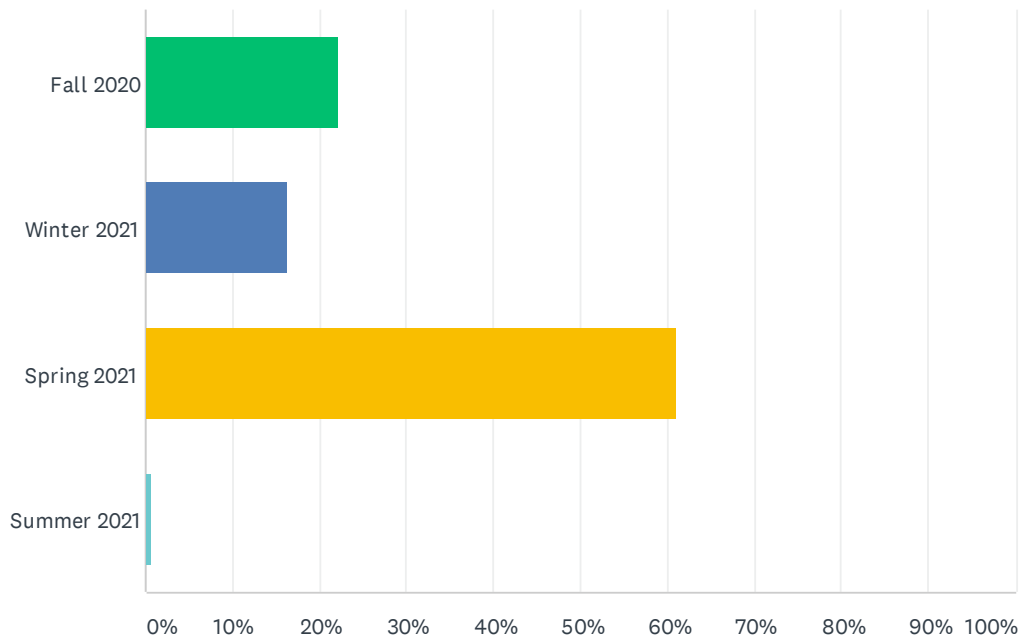


	NOT APPLICABLE	UNIMPORTANT	IMPORTANT	VERY IMPORTANT	TOTAL	WEIGHTED AVERAGE
access to online research materials	7.07% 13	9.24% 17	37.50% 69	46.20% 85	184	3.23
access to physical research materials	23.37% 43	35.87% 66	30.98% 57	9.78% 18	184	2.27
computers, printers, scanners, wireless, Library laptops	7.57% 14	8.65% 16	37.84% 70	45.95% 85	185	3.22
Course Reserves	20.33% 37	17.03% 31	32.97% 60	29.67% 54	182	2.72
classroom instruction taught by a librarian	53.55% 98	27.87% 51	14.21% 26	4.37% 8	183	1.69
individual research assistance from a librarian	53.26% 98	24.46% 45	15.76% 29	6.52% 12	184	1.76
group study space	2.70% 5	3.78% 7	29.19% 54	64.32% 119	185	3.55
individual or quiet study space	0.54% 1	4.32% 8	12.43% 23	82.70% 153	185	3.77
attendance at events & exhibitions (including UCSB Reads program)	50.54% 93	28.80% 53	15.76% 29	4.89% 9	184	1.75
Interlibrary Loan (ILL)	61.75% 113	17.49% 32	13.11% 24	7.65% 14	183	1.67
Interdisciplinary Research Collaboratory	59.78% 110	19.02% 35	12.50% 23	8.70% 16	184	1.70

#	OTHER (PLEASE SPECIFY)	DATE
1	Limited study space during COVID-19 has also been extremely helpful!	5/18/2021 1:58 PM
2	the ones I marked unimportant are because I didnt use them or was unaware of them	5/18/2021 1:08 PM

Q7 When did you graduate?

Answered: 185 Skipped: 0



ANSWER CHOICES	RESPONSES	
Fall 2020	22.16%	41
Winter 2021	16.22%	30
Spring 2021	61.08%	113
Summer 2021	0.54%	1
TOTAL		185