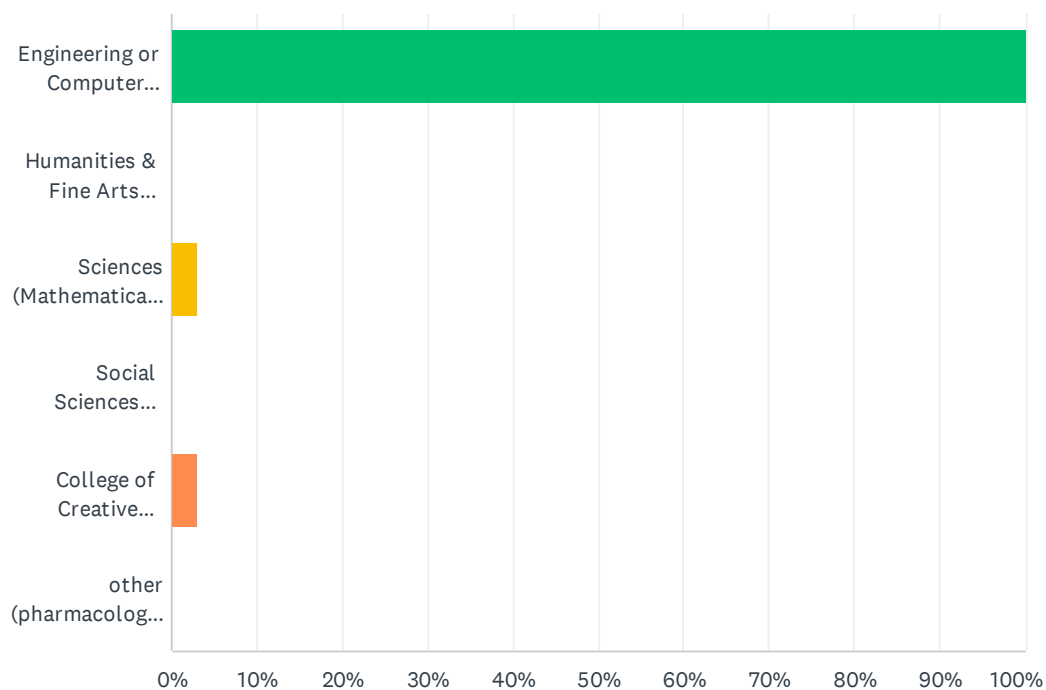


Q1 Your major is in which of the following divisions? (check all that apply)

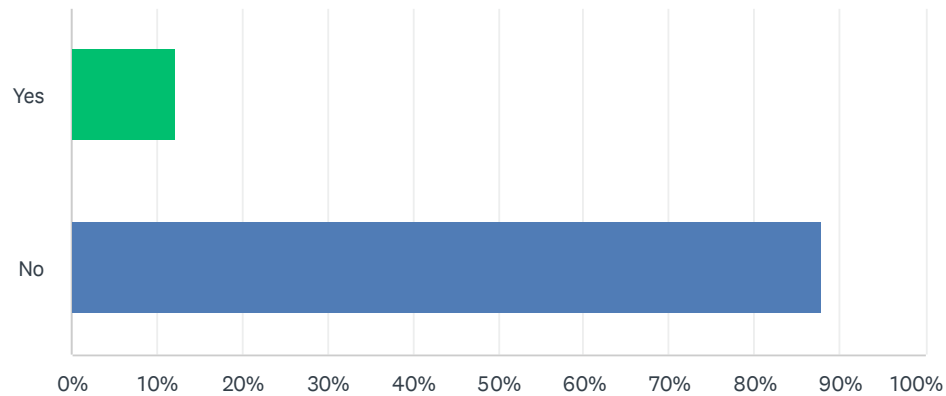
Answered: 33 Skipped: 0



ANSWER CHOICES	RESPONSES	
Engineering or Computer Science	100.00%	33
Humanities & Fine Arts (History, Film Studies, Philosophy, etc.)	0.00%	0
Sciences (Mathematical, Life, Physical)	3.03%	1
Social Sciences (Economics, Communication, Anthropology, etc.)	0.00%	0
College of Creative Studies	3.03%	1
other (pharmacology, actuarial science, etc.)	0.00%	0
Total Respondents: 33		

Q2 Were you a transfer student?

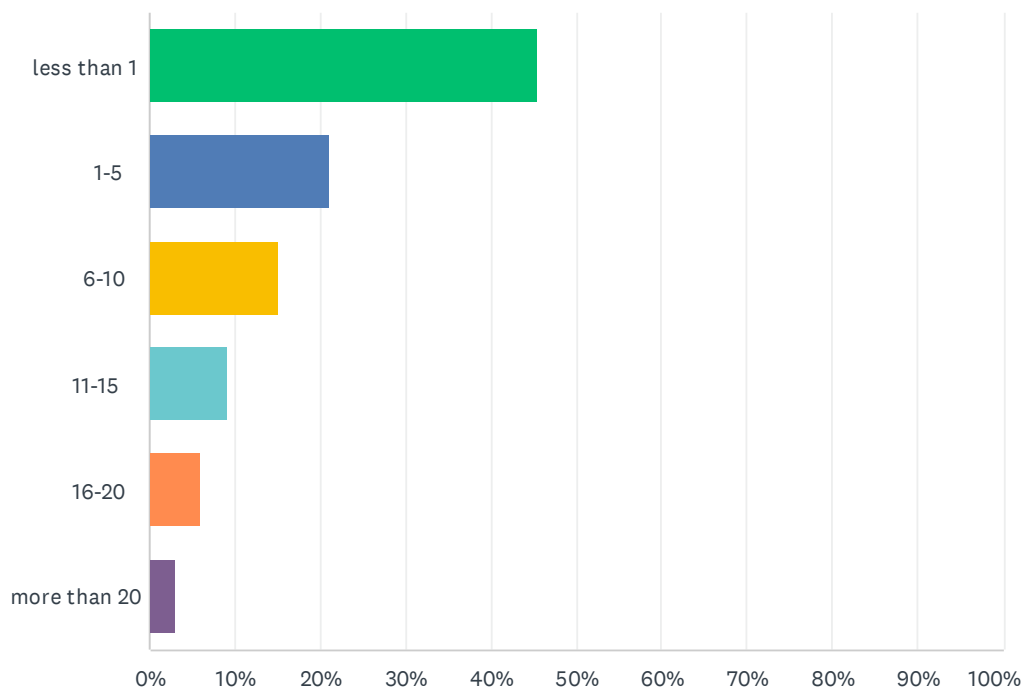
Answered: 33 Skipped: 0



ANSWER CHOICES	RESPONSES	
Yes	12.12%	4
No	87.88%	29
TOTAL		33

Q3 On average, how many hours per week did you spend in the Library's physical spaces?

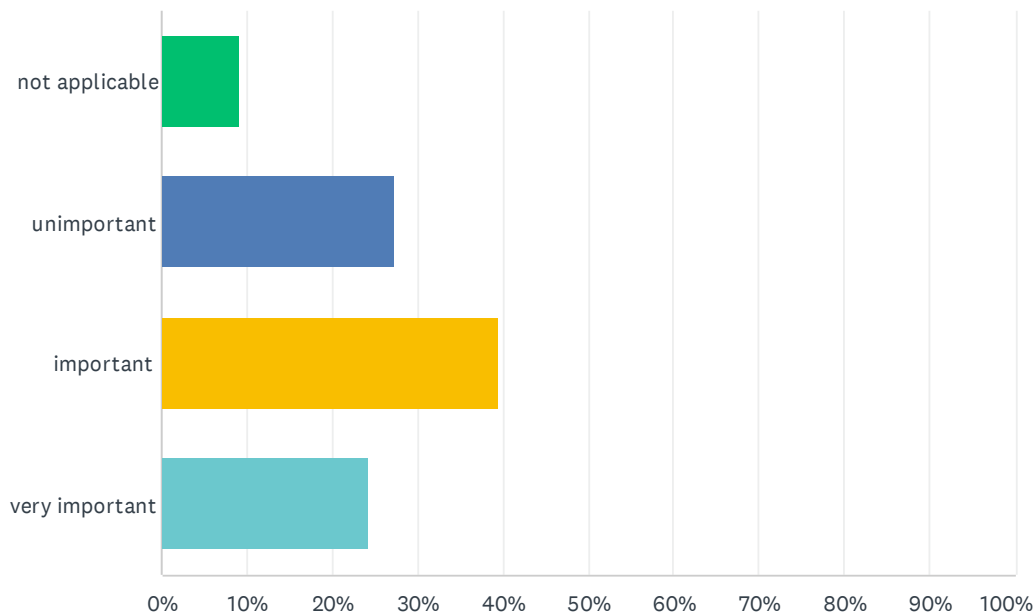
Answered: 33 Skipped: 0



ANSWER CHOICES	RESPONSES	
less than 1	45.45%	15
1-5	21.21%	7
6-10	15.15%	5
11-15	9.09%	3
16-20	6.06%	2
more than 20	3.03%	1
TOTAL		33

Q4 On the whole, how important do you feel the Library was to your success at UCSB?

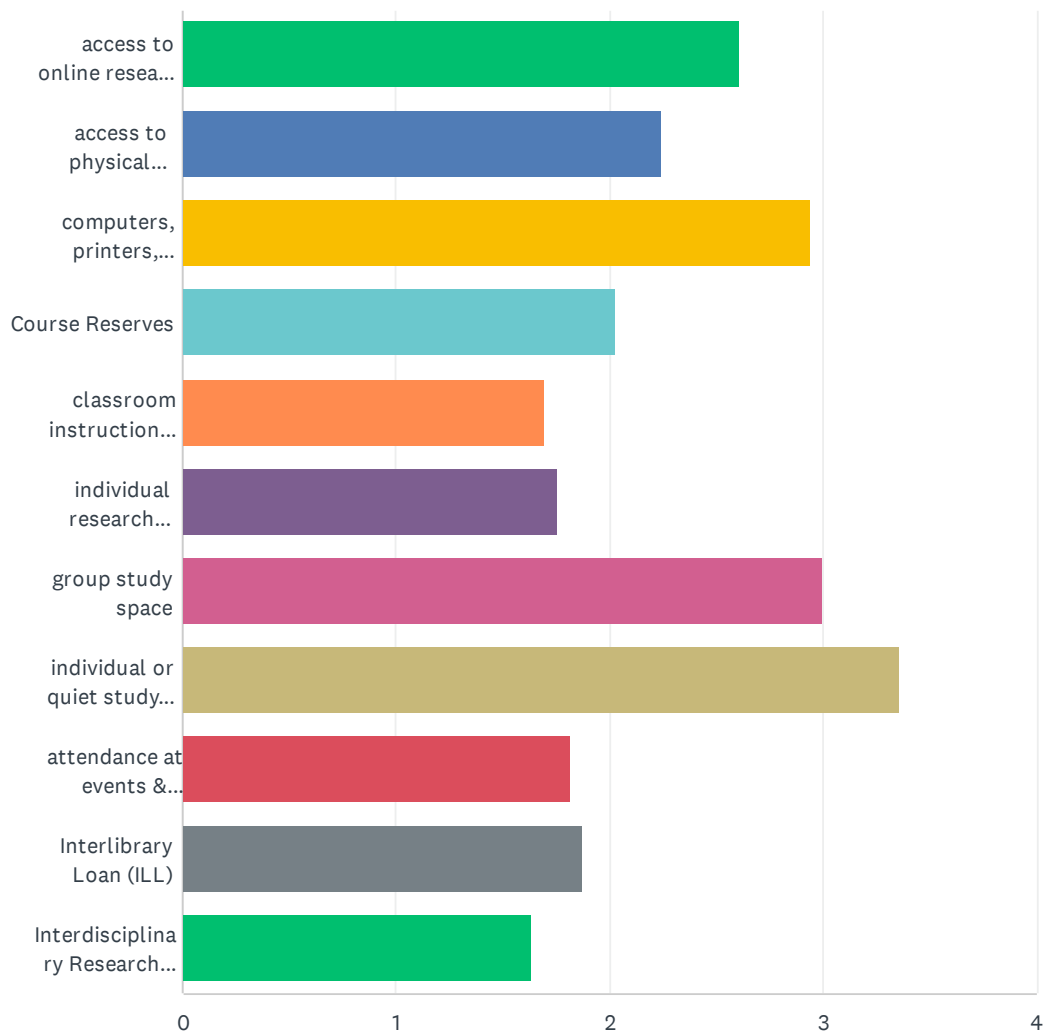
Answered: 33 Skipped: 0



ANSWER CHOICES	RESPONSES	
not applicable	9.09%	3
unimportant	27.27%	9
important	39.39%	13
very important	24.24%	8
TOTAL		33

Q5 How would you characterize the value of these Library services and programs to your success as a student at UCSB?

Answered: 33 Skipped: 0



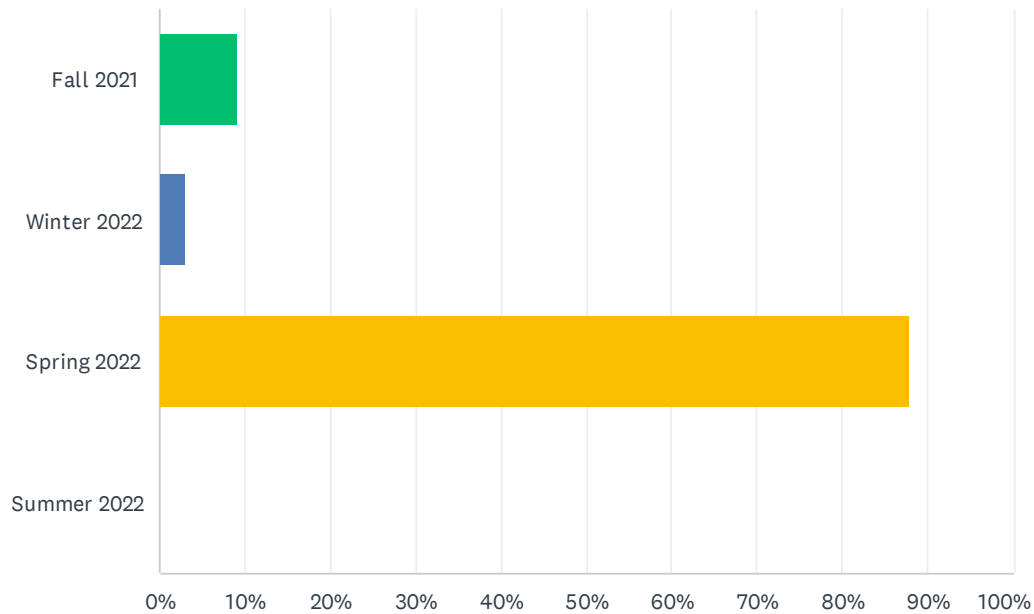
UCSB Library Survey - Graduating Students 2021-2022

	NOT APPLICABLE	UNIMPORTANT	IMPORTANT	VERY IMPORTANT	TOTAL	WEIGHTED AVERAGE
access to online research materials	21.21% 7	15.15% 5	45.45% 15	18.18% 6	33	2.61
access to physical research materials	30.30% 10	33.33% 11	18.18% 6	18.18% 6	33	2.24
computers, printers, scanners, wireless, Library laptops	12.12% 4	18.18% 6	33.33% 11	36.36% 12	33	2.94
Course Reserves	40.63% 13	28.13% 9	18.75% 6	12.50% 4	32	2.03
classroom instruction taught by a librarian	54.55% 18	30.30% 10	6.06% 2	9.09% 3	33	1.70
individual research assistance from a librarian	54.55% 18	27.27% 9	6.06% 2	12.12% 4	33	1.76
group study space	18.18% 6	3.03% 1	39.39% 13	39.39% 13	33	3.00
individual or quiet study space	9.09% 3	0.00% 0	36.36% 12	54.55% 18	33	3.36
attendance at events & exhibitions (including UCSB Reads program)	42.42% 14	39.39% 13	12.12% 4	6.06% 2	33	1.82
Interlibrary Loan (ILL)	46.88% 15	34.38% 11	3.13% 1	15.63% 5	32	1.88
Interdisciplinary Research Collaboratory	60.61% 20	24.24% 8	6.06% 2	9.09% 3	33	1.64

#	OTHER (PLEASE SPECIFY)	DATE
1	I never been inside the library	11/15/2021 4:43 PM

Q7 When did you graduate?

Answered: 33 Skipped: 0



ANSWER CHOICES	RESPONSES	
Fall 2021	9.09%	3
Winter 2022	3.03%	1
Spring 2022	87.88%	29
Summer 2022	0.00%	0
TOTAL		33