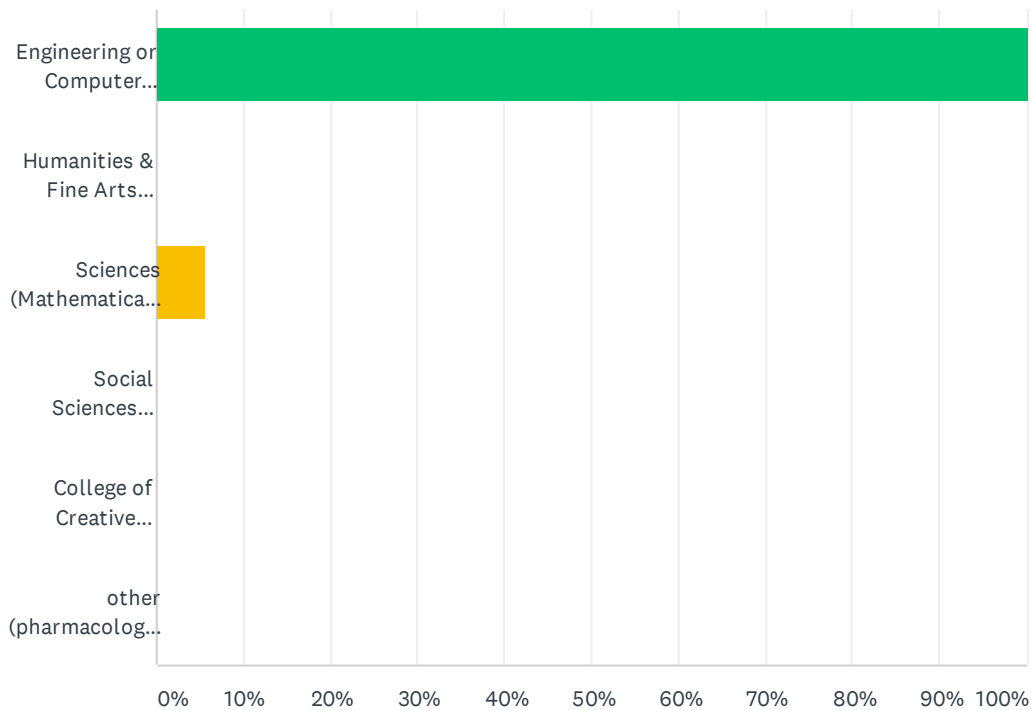


# Q1 Your major is in which of the following divisions? (check all that apply)

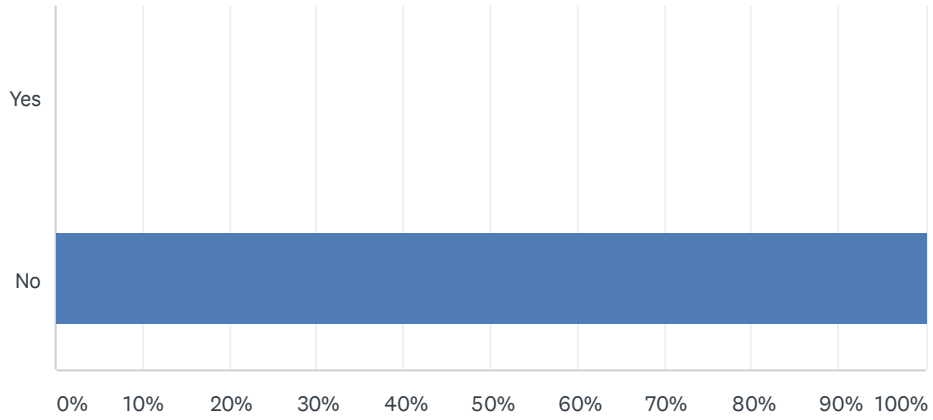
Answered: 18 Skipped: 0



ANSWER CHOICES	RESPONSES	
Engineering or Computer Science	100.00%	18
Humanities & Fine Arts (History, Film Studies, Philosophy, etc.)	0.00%	0
Sciences (Mathematical, Life, Physical)	5.56%	1
Social Sciences (Economics, Communication, Anthropology, etc.)	0.00%	0
College of Creative Studies	0.00%	0
other (pharmacology, actuarial science, etc.)	0.00%	0
Total Respondents: 18		

## Q2 Were you a transfer student?

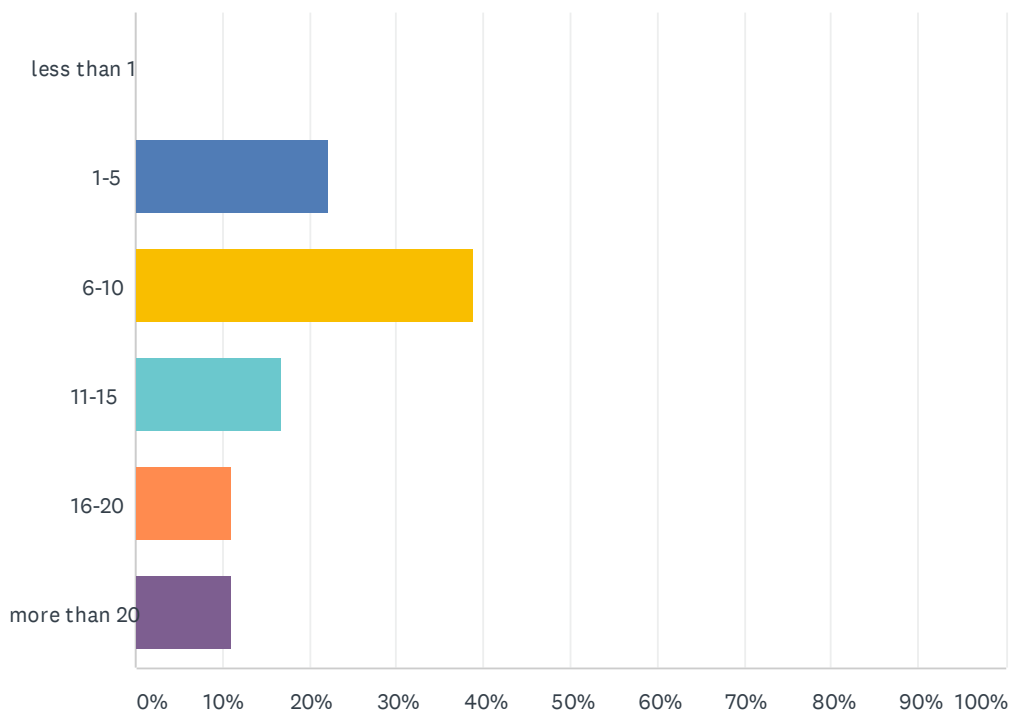
Answered: 18 Skipped: 0



ANSWER CHOICES	RESPONSES	
Yes	0.00%	0
No	100.00%	18
<b>TOTAL</b>		<b>18</b>

### Q3 On average, how many hours per week did you spend in the Library's physical spaces?

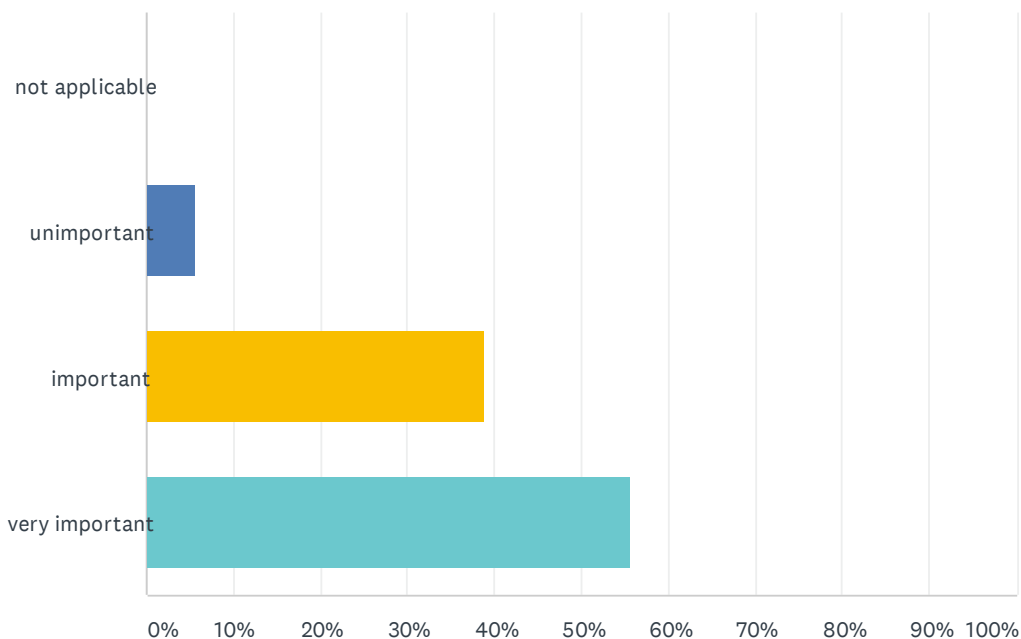
Answered: 18 Skipped: 0



ANSWER CHOICES	RESPONSES	
less than 1	0.00%	0
1-5	22.22%	4
6-10	38.89%	7
11-15	16.67%	3
16-20	11.11%	2
more than 20	11.11%	2
<b>TOTAL</b>		<b>18</b>

### Q4 On the whole, how important do you feel the Library was to your success at UCSB?

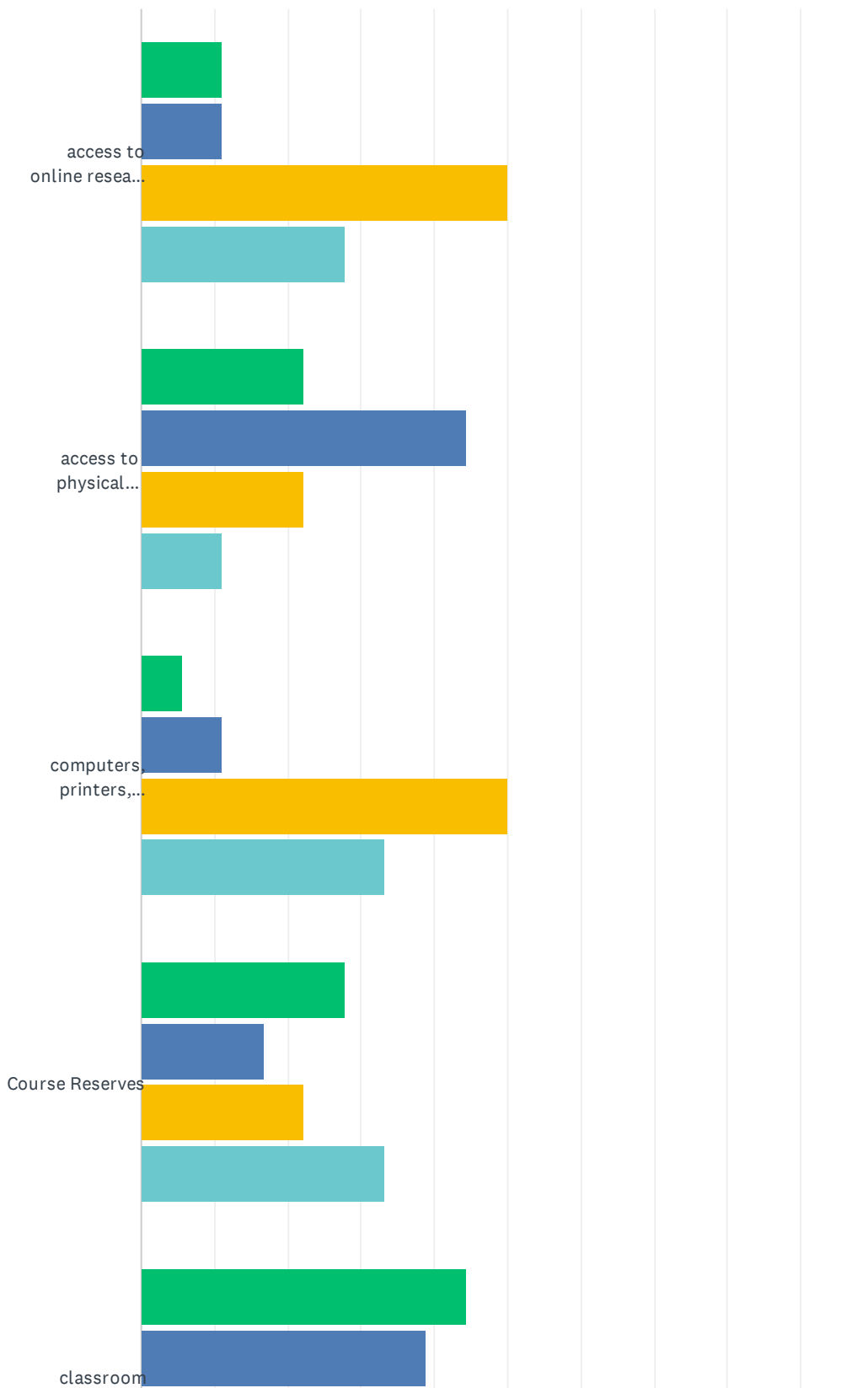
Answered: 18 Skipped: 0



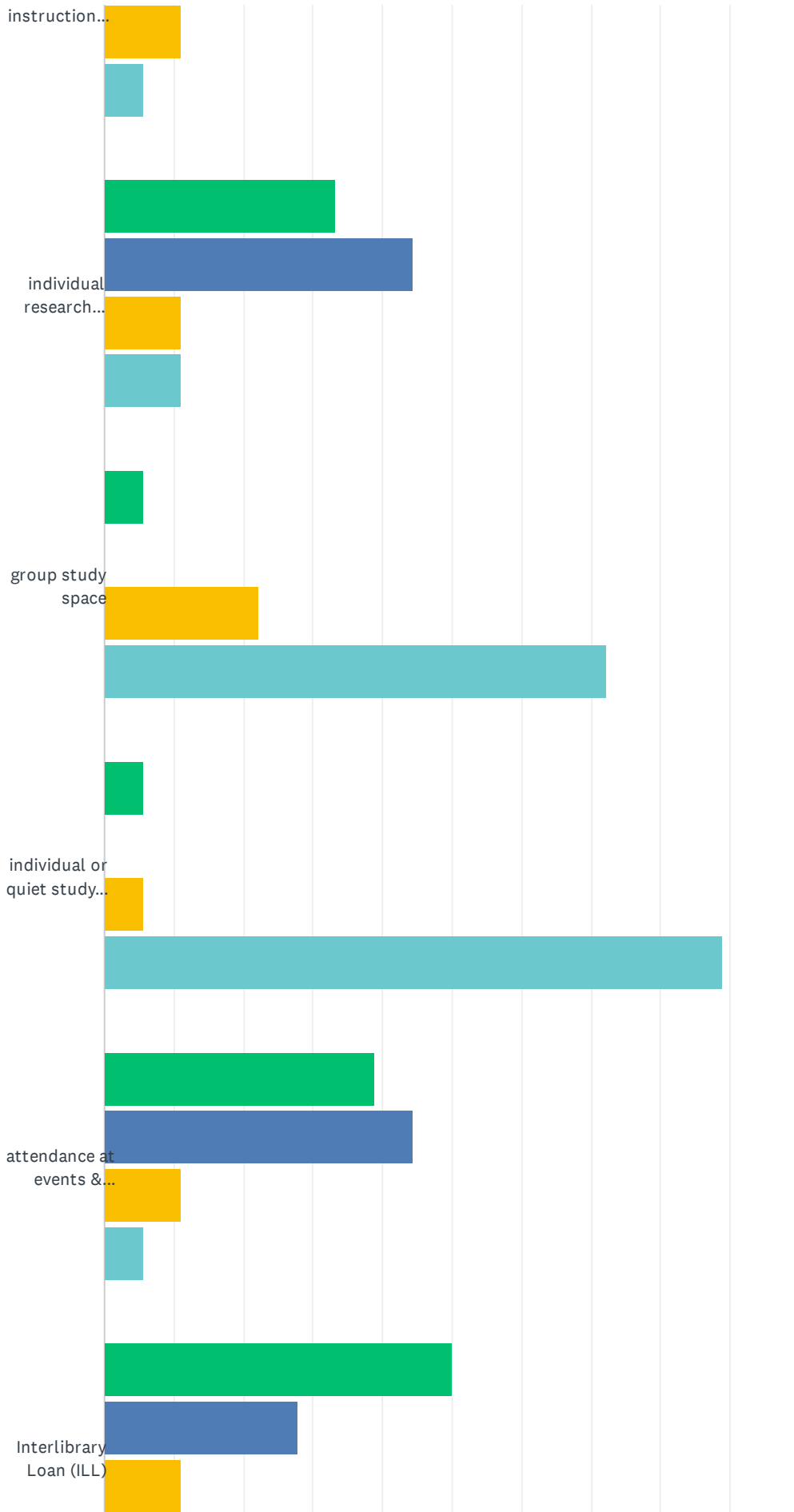
ANSWER CHOICES	RESPONSES	
not applicable	0.00%	0
unimportant	5.56%	1
important	38.89%	7
very important	55.56%	10
<b>TOTAL</b>		<b>18</b>

### Q5 How would you characterize the value of these Library services and programs to your success as a student at UCSB?

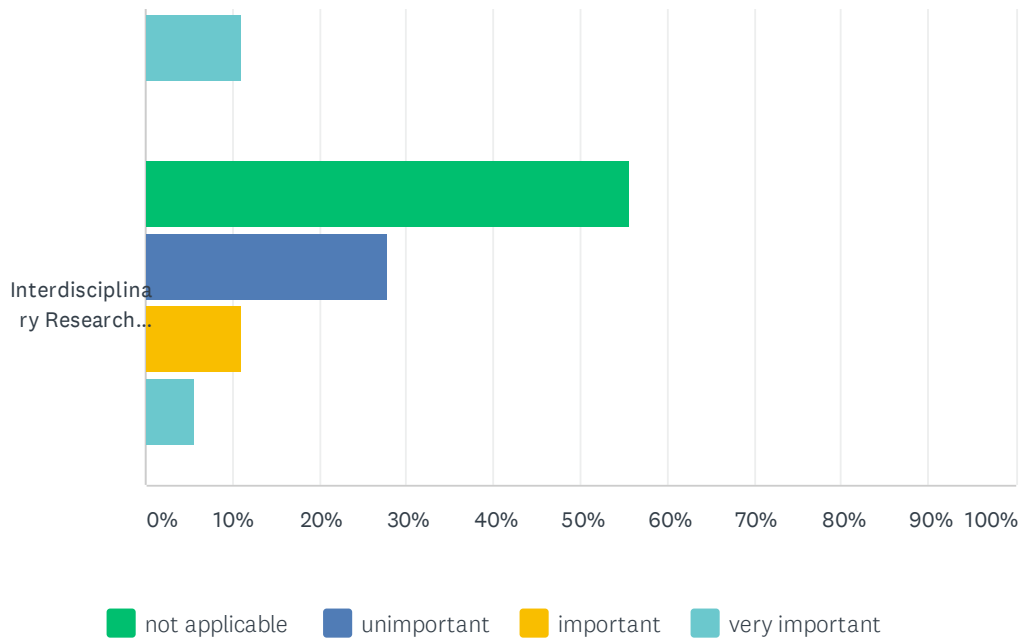
Answered: 18 Skipped: 0



UCSB Library Survey - Graduating Students 2020-2021



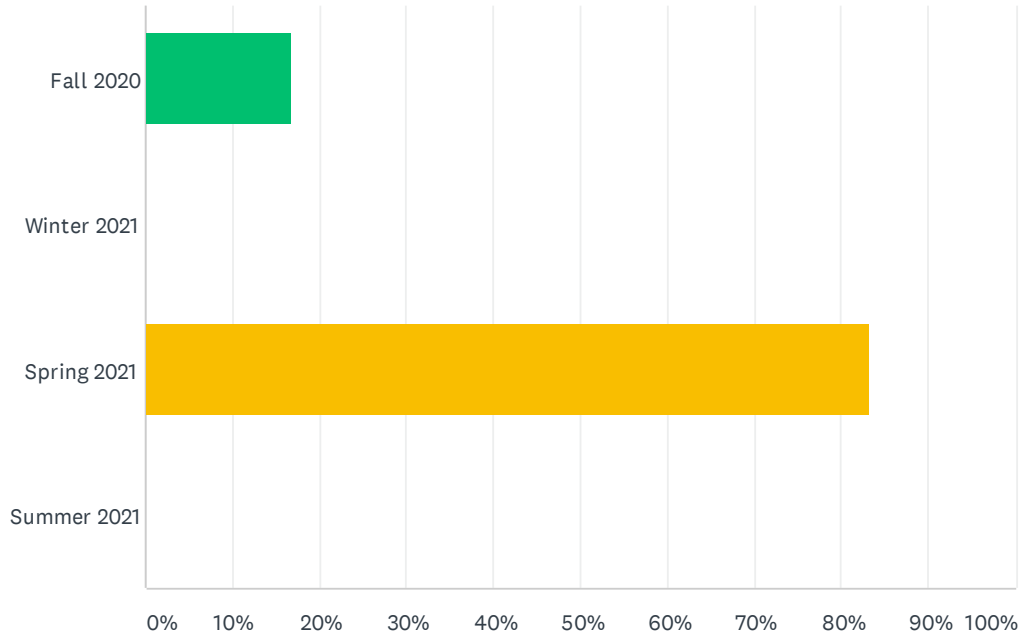
## UCSB Library Survey - Graduating Students 2020-2021



	NOT APPLICABLE	UNIMPORTANT	IMPORTANT	VERY IMPORTANT	TOTAL	WEIGHTED AVERAGE
access to online research materials	11.11% 2	11.11% 2	50.00% 9	27.78% 5	18	2.94
access to physical research materials	22.22% 4	44.44% 8	22.22% 4	11.11% 2	18	2.22
computers, printers, scanners, wireless, Library laptops	5.56% 1	11.11% 2	50.00% 9	33.33% 6	18	3.11
Course Reserves	27.78% 5	16.67% 3	22.22% 4	33.33% 6	18	2.61
classroom instruction taught by a librarian	44.44% 8	38.89% 7	11.11% 2	5.56% 1	18	1.78
individual research assistance from a librarian	33.33% 6	44.44% 8	11.11% 2	11.11% 2	18	2.00
group study space	5.56% 1	0.00% 0	22.22% 4	72.22% 13	18	3.61
individual or quiet study space	5.56% 1	0.00% 0	5.56% 1	88.89% 16	18	3.78
attendance at events & exhibitions (including UCSB Reads program)	38.89% 7	44.44% 8	11.11% 2	5.56% 1	18	1.83
Interlibrary Loan (ILL)	50.00% 9	27.78% 5	11.11% 2	11.11% 2	18	1.83
Interdisciplinary Research Collaboratory	55.56% 10	27.78% 5	11.11% 2	5.56% 1	18	1.67

## Q7 When did you graduate?

Answered: 18 Skipped: 0



ANSWER CHOICES	RESPONSES	
Fall 2020	16.67%	3
Winter 2021	0.00%	0
Spring 2021	83.33%	15
Summer 2021	0.00%	0
<b>TOTAL</b>		<b>18</b>