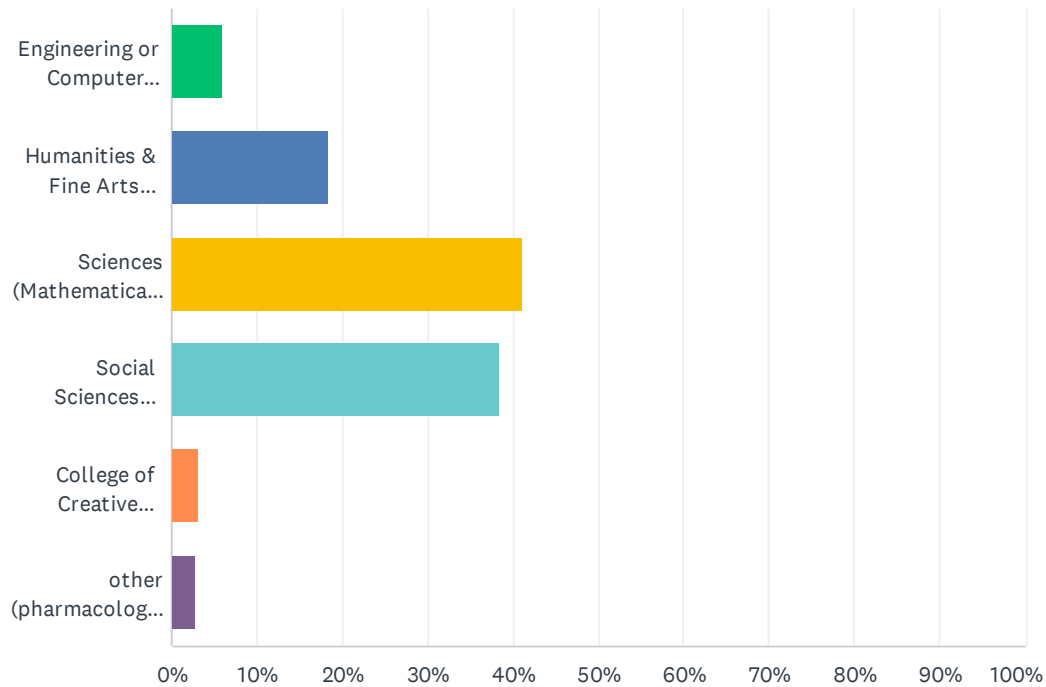


Q1 Your major is in which of the following divisions? (check all that apply)

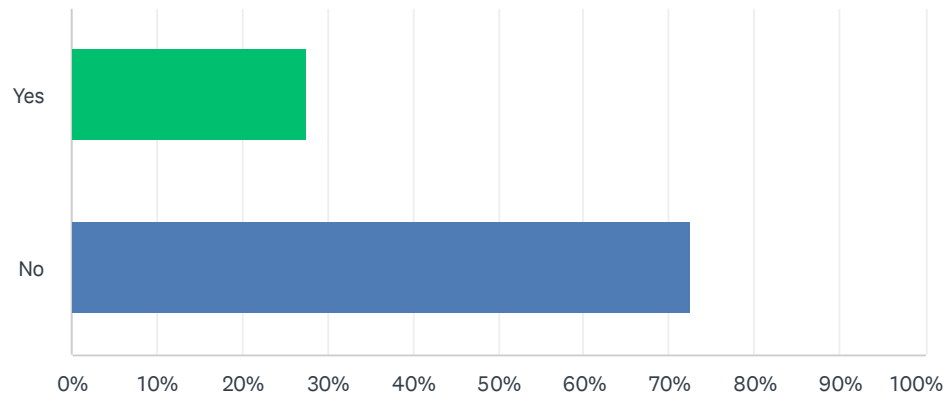
Answered: 558 Skipped: 0



ANSWER CHOICES	RESPONSES	
Engineering or Computer Science	5.91%	33
Humanities & Fine Arts (History, Film Studies, Philosophy, etc.)	18.28%	102
Sciences (Mathematical, Life, Physical)	41.22%	230
Social Sciences (Economics, Communication, Anthropology, etc.)	38.35%	214
College of Creative Studies	3.23%	18
other (pharmacology, actuarial science, etc.)	2.69%	15
Total Respondents: 558		

Q2 Were you a transfer student?

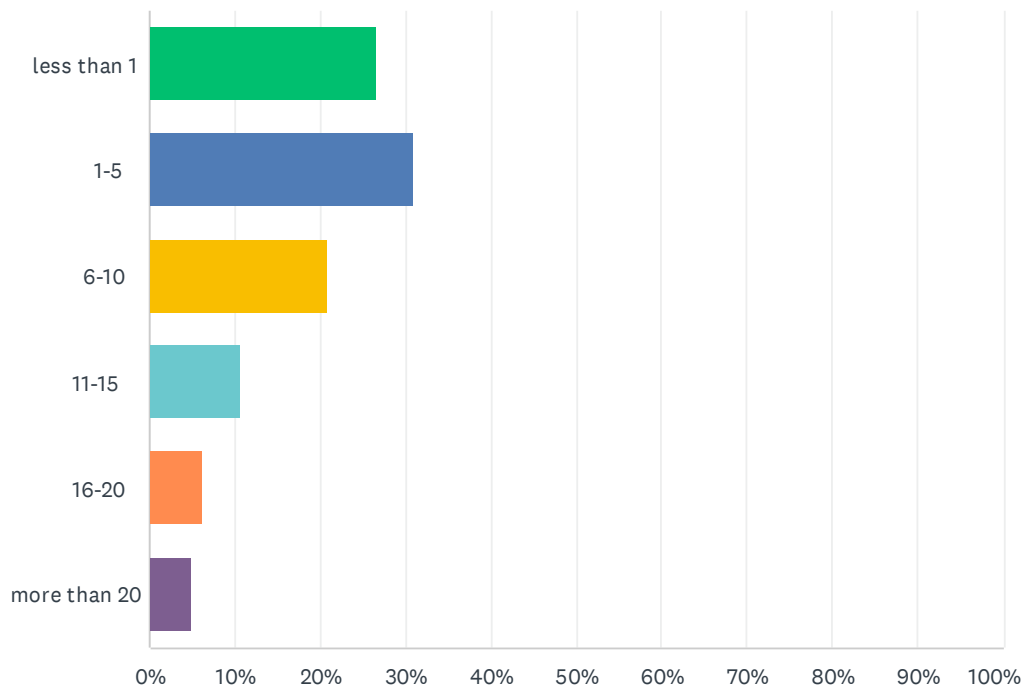
Answered: 558 Skipped: 0



ANSWER CHOICES	RESPONSES	
Yes	27.60%	154
No	72.40%	404
TOTAL		558

Q3 On average, how many hours per week did you spend in the Library's physical spaces?

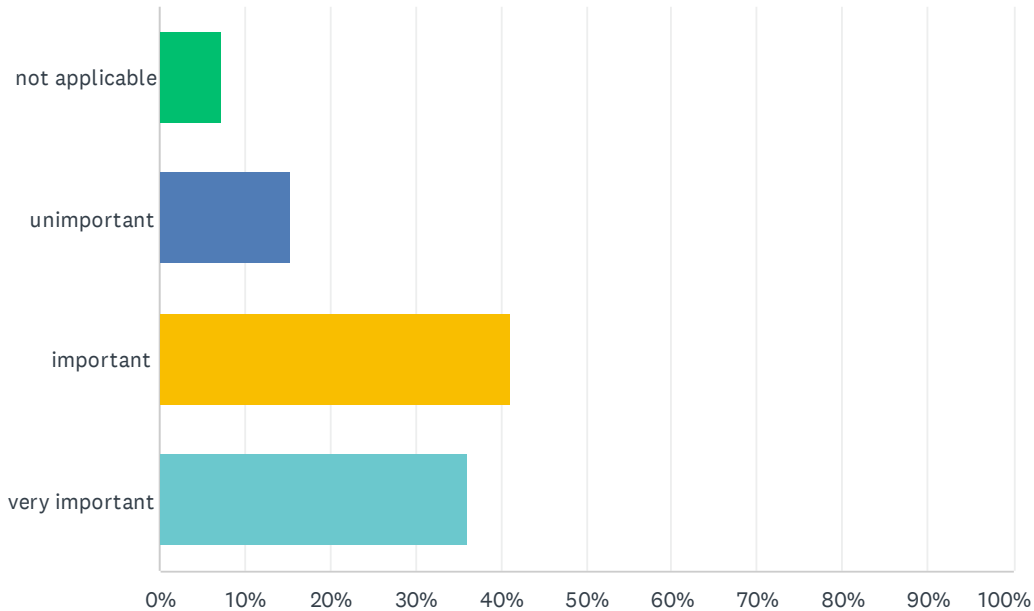
Answered: 558 Skipped: 0



ANSWER CHOICES	RESPONSES	
less than 1	26.70%	149
1-5	30.82%	172
6-10	20.97%	117
11-15	10.57%	59
16-20	6.09%	34
more than 20	4.84%	27
TOTAL		558

Q4 On the whole, how important do you feel the Library was to your success at UCSB?

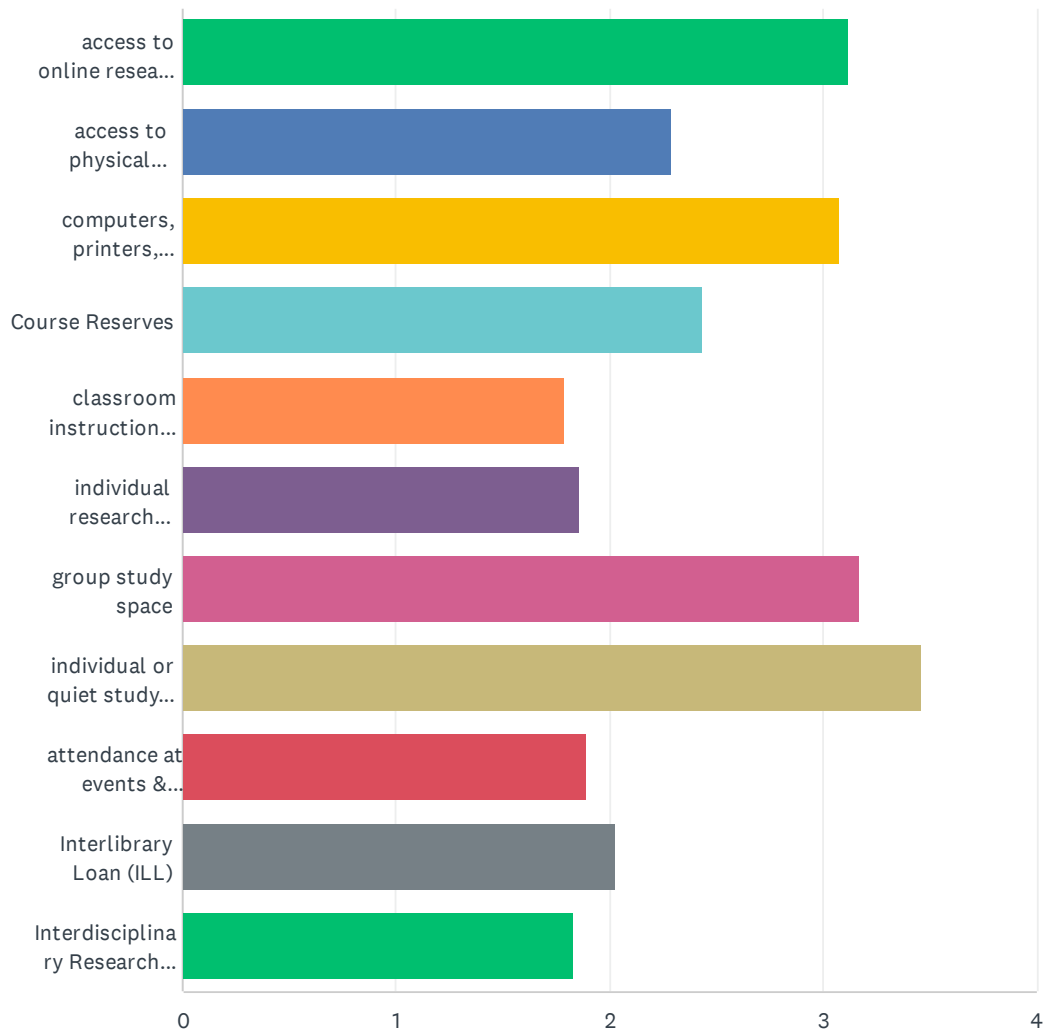
Answered: 558 Skipped: 0



ANSWER CHOICES	RESPONSES	
not applicable	7.35%	41
unimportant	15.41%	86
important	41.22%	230
very important	36.02%	201
TOTAL		558

Q5 How would you characterize the value of these Library services and programs to your success as a student at UCSB?

Answered: 558 Skipped: 0



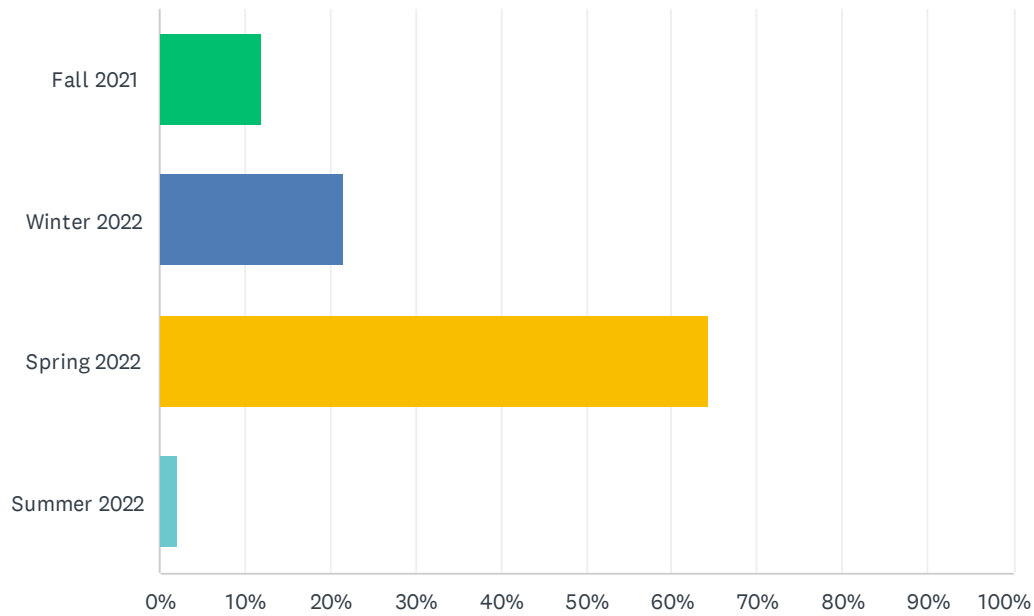
UCSB Library Survey - Graduating Students 2021-2022

	NOT APPLICABLE	UNIMPORTANT	IMPORTANT	VERY IMPORTANT	TOTAL	WEIGHTED AVERAGE
access to online research materials	12.72% 71	8.78% 49	32.44% 181	46.06% 257	558	3.12
access to physical research materials	26.88% 150	31.00% 173	28.14% 157	13.98% 78	558	2.29
computers, printers, scanners, wireless, Library laptops	10.25% 57	12.05% 67	36.87% 205	40.83% 227	556	3.08
Course Reserves	26.31% 146	23.06% 128	30.99% 172	19.64% 109	555	2.44
classroom instruction taught by a librarian	51.81% 287	24.73% 137	16.43% 91	7.04% 39	554	1.79
individual research assistance from a librarian	50.90% 284	22.04% 123	17.20% 96	9.86% 55	558	1.86
group study space	11.15% 62	7.91% 44	33.45% 186	47.48% 264	556	3.17
individual or quiet study space	6.10% 34	5.57% 31	24.96% 139	63.38% 353	557	3.46
attendance at events & exhibitions (including UCSB Reads program)	46.94% 261	26.62% 148	16.55% 92	9.89% 55	556	1.89
Interlibrary Loan (ILL)	45.49% 252	22.02% 122	16.06% 89	16.43% 91	554	2.03
Interdisciplinary Research Collaboratory	53.89% 298	21.52% 119	12.66% 70	11.93% 66	553	1.83

#	OTHER (PLEASE SPECIFY)	DATE
1	The library allowed me to succeed.	3/7/2022 5:47 PM
2	Device chargers and outlets are very important	11/15/2021 4:50 PM
3	I never been inside the library	11/15/2021 4:43 PM

Q7 When did you graduate?

Answered: 558 Skipped: 0



ANSWER CHOICES	RESPONSES	
Fall 2021	12.01%	67
Winter 2022	21.51%	120
Spring 2022	64.34%	359
Summer 2022	2.15%	12
TOTAL		558