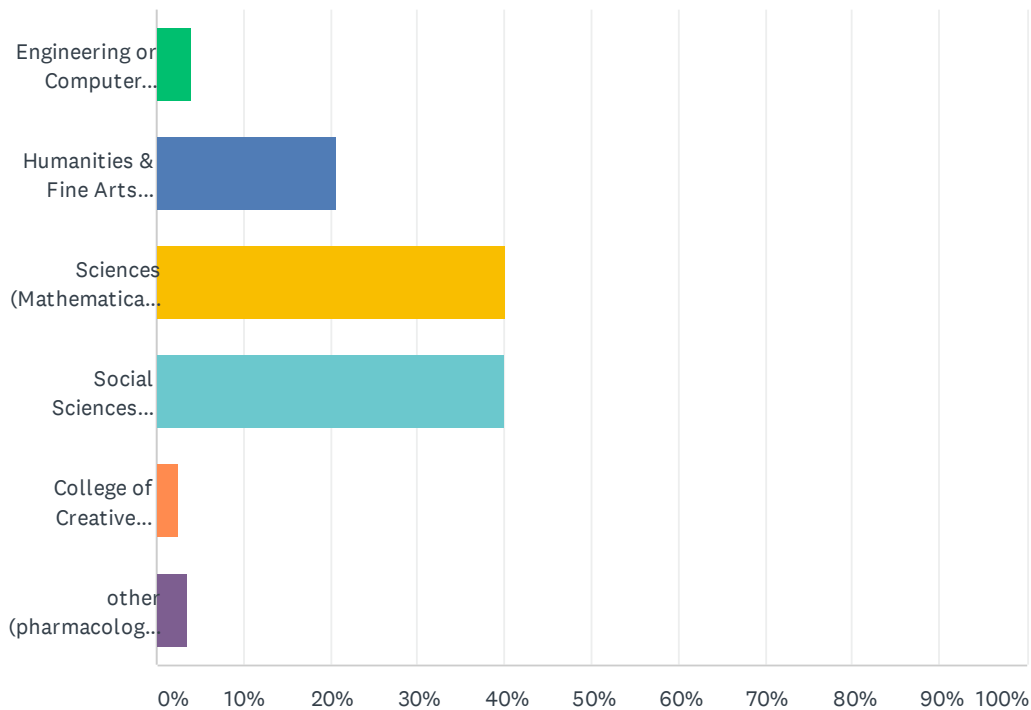


Q1 Your major is in which of the following divisions? (check all that apply)

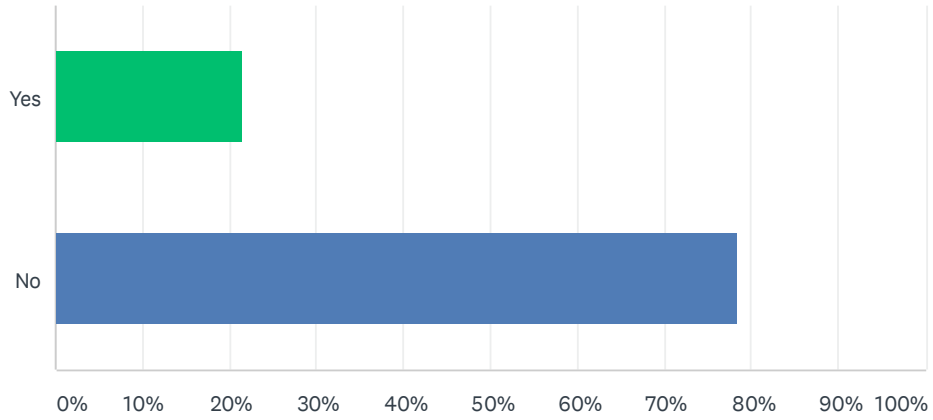
Answered: 461 Skipped: 0



ANSWER CHOICES	RESPONSES	
Engineering or Computer Science	3.90%	18
Humanities & Fine Arts (History, Film Studies, Philosophy, etc.)	20.61%	95
Sciences (Mathematical, Life, Physical)	40.13%	185
Social Sciences (Economics, Communication, Anthropology, etc.)	39.91%	184
College of Creative Studies	2.60%	12
other (pharmacology, actuarial science, etc.)	3.47%	16
Total Respondents: 461		

Q2 Were you a transfer student?

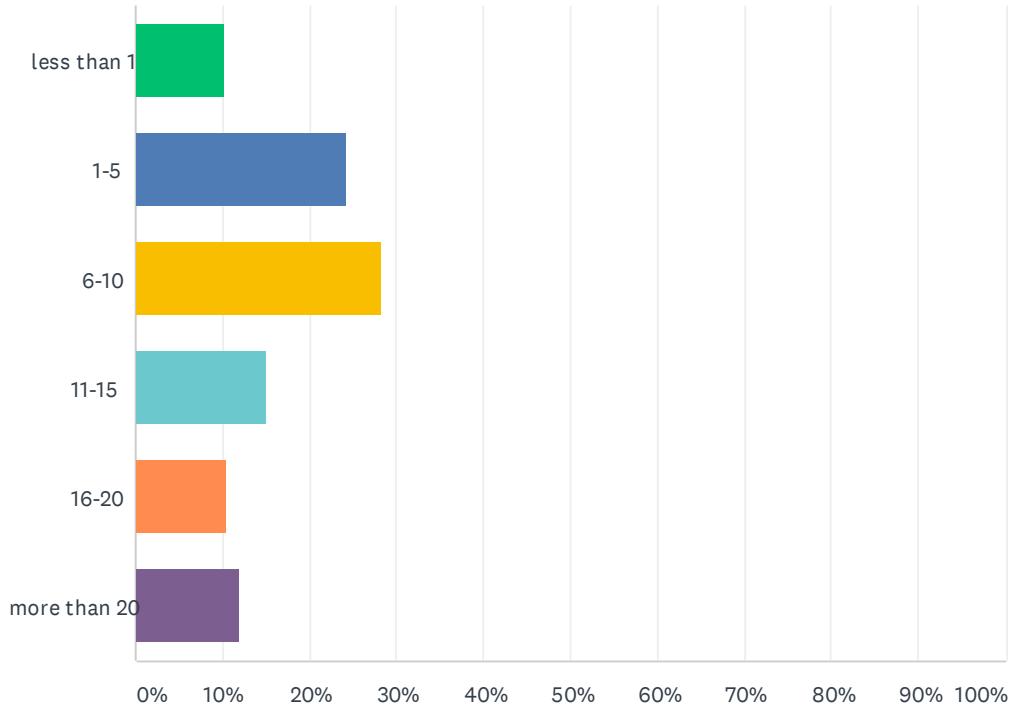
Answered: 461 Skipped: 0



ANSWER CHOICES	RESPONSES	
Yes	21.48%	99
No	78.52%	362
TOTAL		461

Q3 On average, how many hours per week did you spend in the Library's physical spaces?

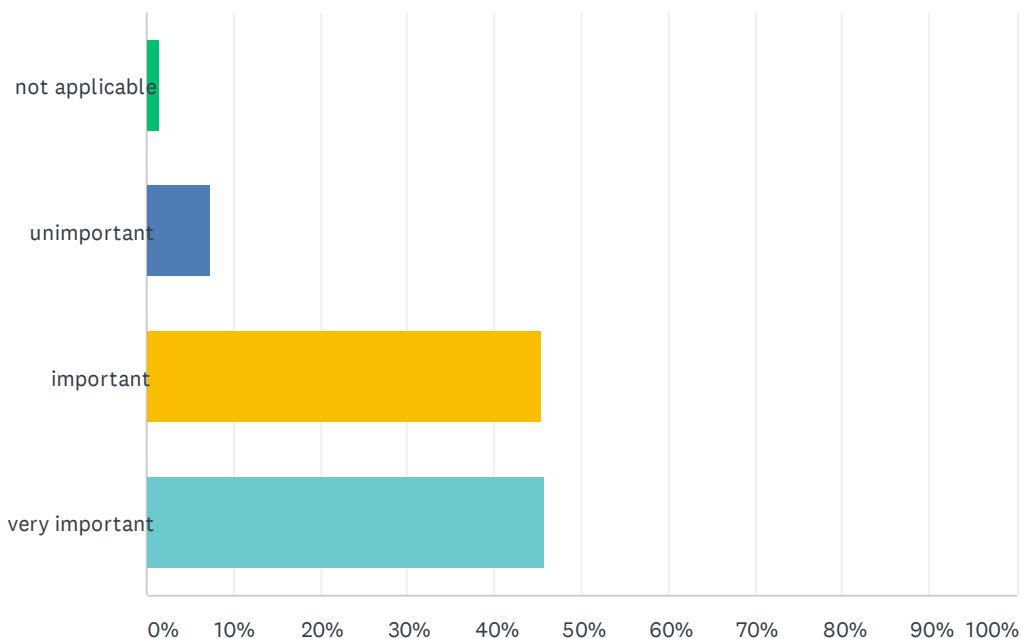
Answered: 461 Skipped: 0



ANSWER CHOICES	RESPONSES	
less than 1	10.20%	47
1-5	24.30%	112
6-10	28.20%	130
11-15	14.97%	69
16-20	10.41%	48
more than 20	11.93%	55
TOTAL		461

Q4 On the whole, how important do you feel the Library was to your success at UCSB?

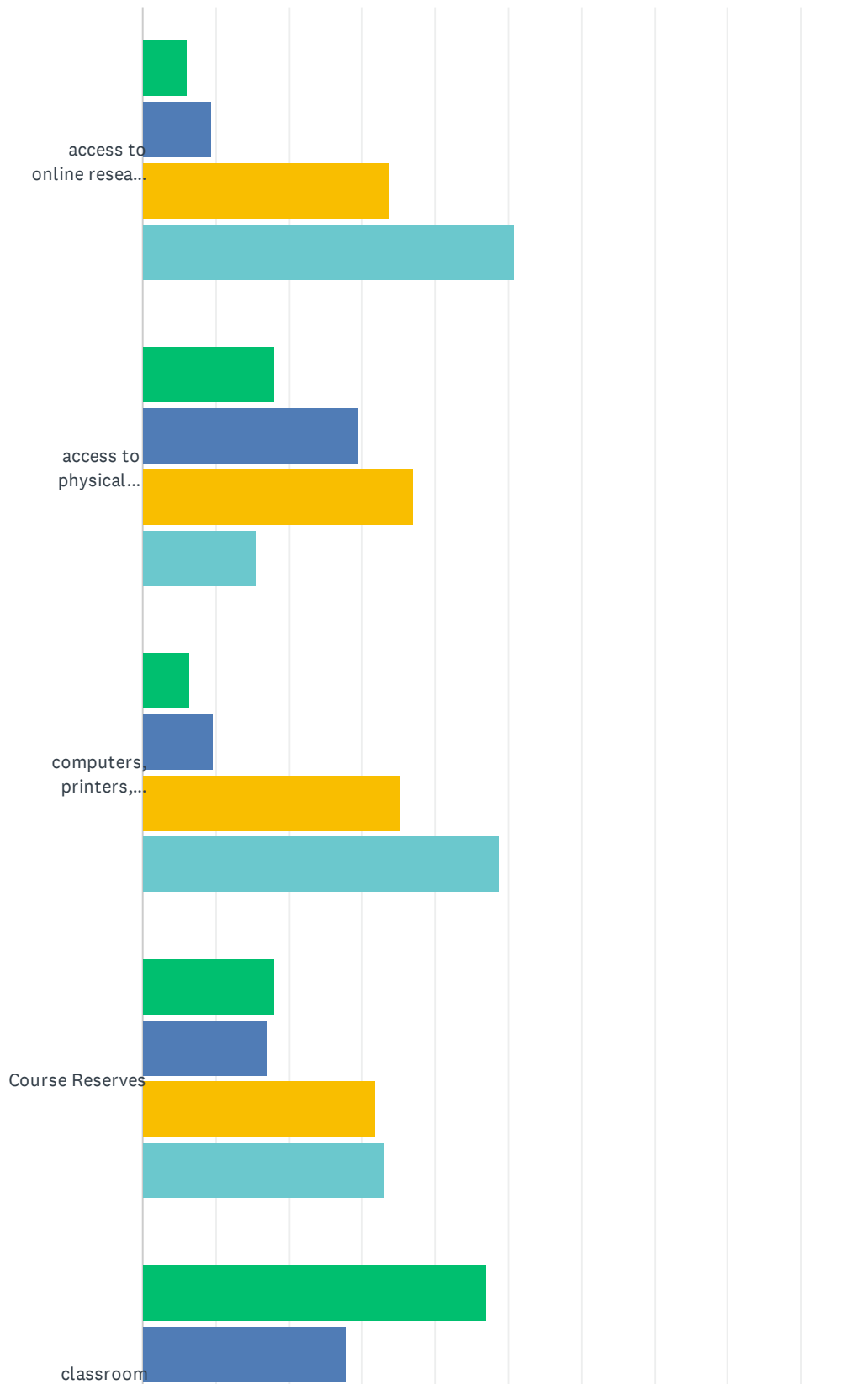
Answered: 461 Skipped: 0



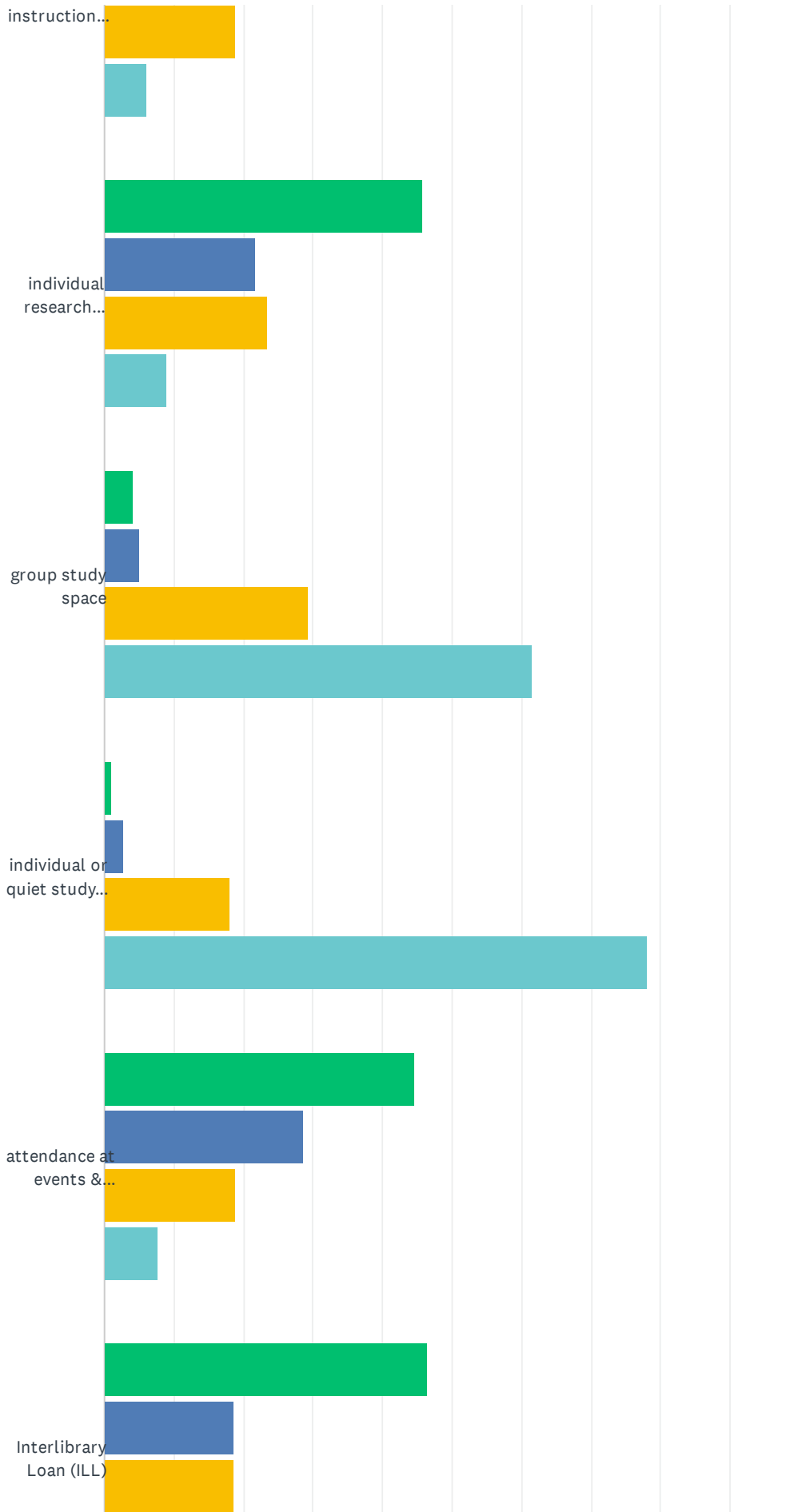
ANSWER CHOICES	RESPONSES	
not applicable	1.52%	7
unimportant	7.38%	34
important	45.34%	209
very important	45.77%	211
TOTAL		461

Q5 How would you characterize the value of these Library services and programs to your success as a student at UCSB?

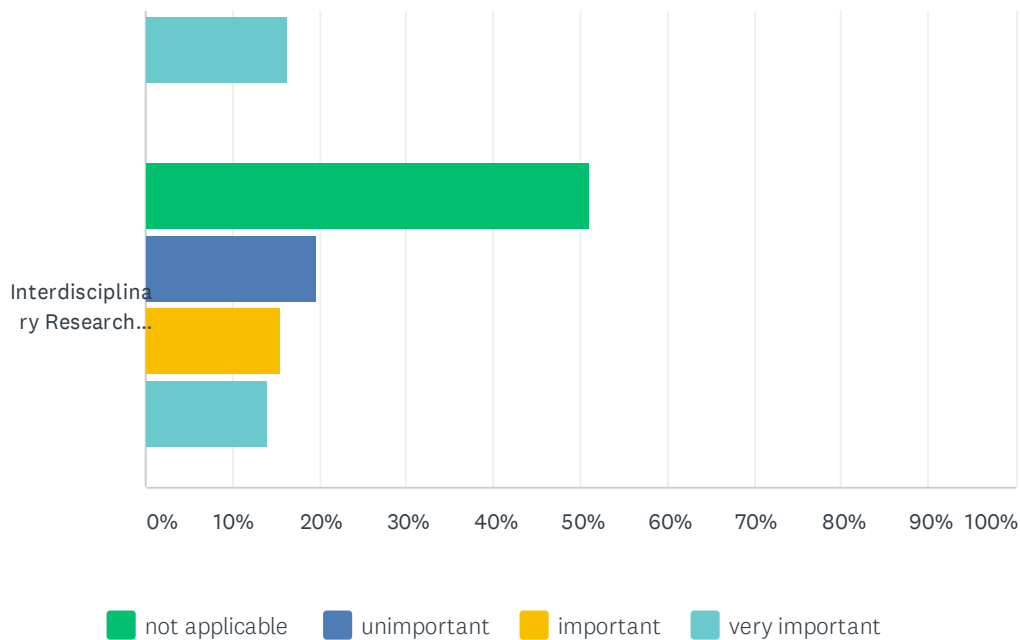
Answered: 461 Skipped: 0



UCSB Library Survey - Graduating Students 2020-2021



UCSB Library Survey - Graduating Students 2020-2021



	NOT APPLICABLE	UNIMPORTANT	IMPORTANT	VERY IMPORTANT	TOTAL	WEIGHTED AVERAGE
access to online research materials	6.10% 28	9.37% 43	33.77% 155	50.76% 233	459	3.29
access to physical research materials	17.94% 82	29.54% 135	36.98% 169	15.54% 71	457	2.50
computers, printers, scanners, wireless, Library laptops	6.52% 30	9.57% 44	35.22% 162	48.70% 224	460	3.26
Course Reserves	18.02% 82	17.14% 78	31.87% 145	32.97% 150	455	2.80
classroom instruction taught by a librarian	47.15% 215	27.85% 127	18.86% 86	6.14% 28	456	1.84
individual research assistance from a librarian	45.87% 211	21.74% 100	23.48% 108	8.91% 41	460	1.95
group study space	4.13% 19	5.00% 23	29.35% 135	61.52% 283	460	3.48
individual or quiet study space	1.08% 5	2.82% 13	18.00% 83	78.09% 360	461	3.73
attendance at events & exhibitions (including UCSB Reads program)	44.66% 205	28.76% 132	18.74% 86	7.84% 36	459	1.90
Interlibrary Loan (ILL)	46.51% 213	18.56% 85	18.56% 85	16.38% 75	458	2.05
Interdisciplinary Research Collaboratory	50.98% 234	19.61% 90	15.47% 71	13.94% 64	459	1.92

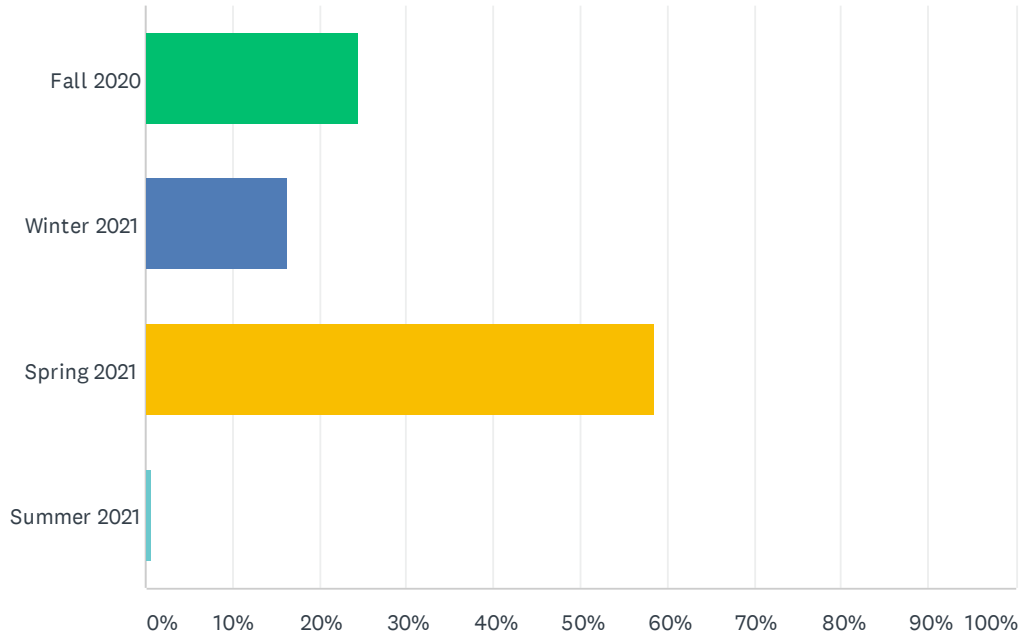
#	OTHER (PLEASE SPECIFY)	DATE
1	Transfer Student Center	6/3/2021 4:21 PM
2	safe space to rest and reset (the nap pods)	5/21/2021 6:10 PM
3	Limited study space during COVID-19 has also been extremely helpful!	5/18/2021 1:58 PM
4	the ones I marked unimportant are because I didnt use them or was unaware of them	5/18/2021 1:08 PM

UCSB Library Survey - Graduating Students 2020-2021

5	Special Collections !!	5/18/2021 11:30 AM
6	WiFi space 24hrs = VERY IMPORTANT	12/11/2020 7:27 PM

Q7 When did you graduate?

Answered: 461 Skipped: 0



ANSWER CHOICES	RESPONSES	
Fall 2020	24.51%	113
Winter 2021	16.27%	75
Spring 2021	58.57%	270
Summer 2021	0.65%	3
TOTAL		461