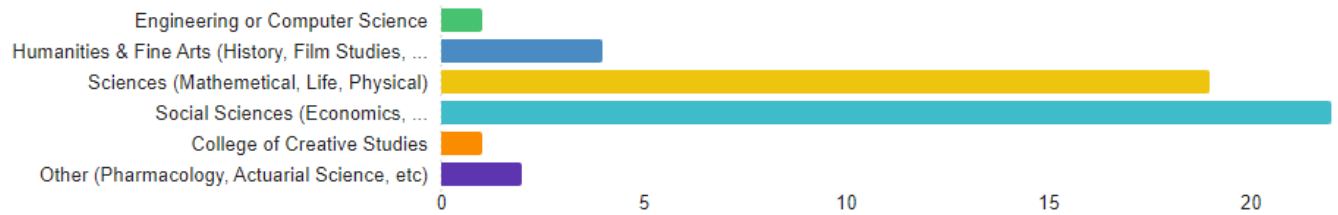


# UCSB Library Survey - Graduating Students 2023 Transfer Students

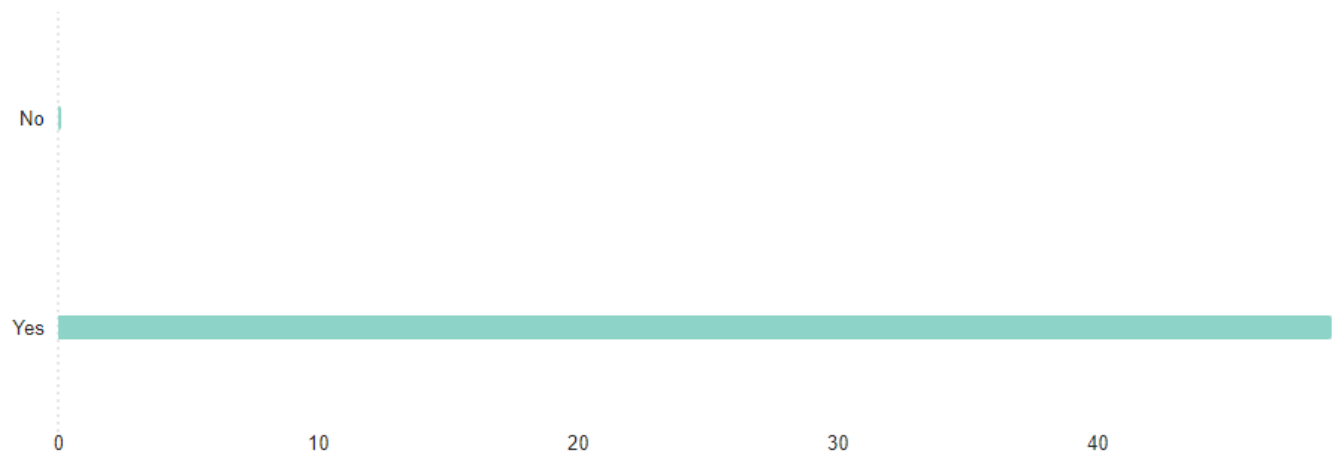
Q1 - Your major is in which of the following divisions? (check all that apply)



Q1 - Your major is in which of the following divisions? (check all that apply)

| Field   | Choice Count |
|---|--------------|
| Engineering or Computer Science                                 | 2.04% 1      |
| Humanities & Fine Arts (History, Film Studies, Philosophy, etc) | 8.16% 4      |
| Sciences (Mathematical, Life, Physical)                         | 38.78% 19    |
| Social Sciences (Economics, Communication, Anthropology, etc)   | 44.90% 22    |
| College of Creative Studies                                     | 2.04% 1      |
| Other (Pharmacology, Actuarial Science, etc)                    | 4.08% 2      |
| Total   | 49           |

Q2 - Were you a Transfer student?

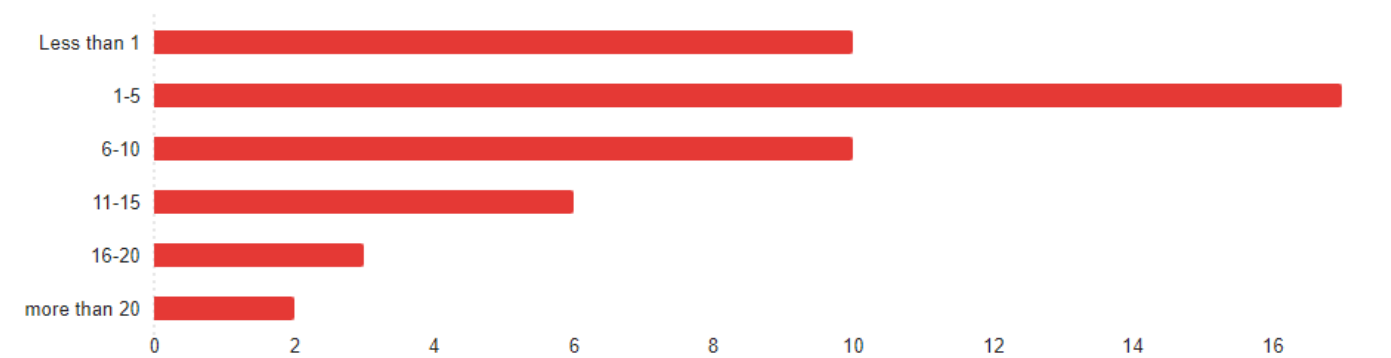


Q2 - Were you a Transfer student?

| Field | Choice Count |
|-------|--------------|
| No    | 0% 0         |
| Yes   | 100% 49      |
| Total | 49           |

## Transfer Students

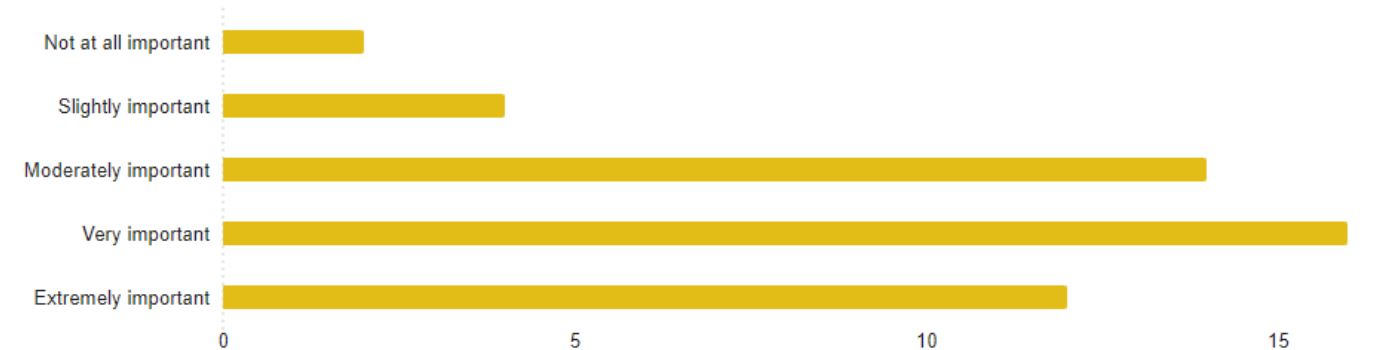
Q3 - On average, how many hours per week did you spend in the Library's physical spaces?



Q3 - On average, how many hours per week did you spend in the Library's physical spaces?

| Field        | Choice Count |    |
|--------------|--------------|----|
| Less than 1  | 21%          | 10 |
| 1-5          | 35%          | 17 |
| 6-10         | 21%          | 10 |
| 11-15        | 13%          | 6  |
| 16-20        | 6%           | 3  |
| more than 20 | 4%           | 2  |
| Total        |              | 48 |

Q4 - On the whole, how important do you feel the Library was to your success at UCSB?

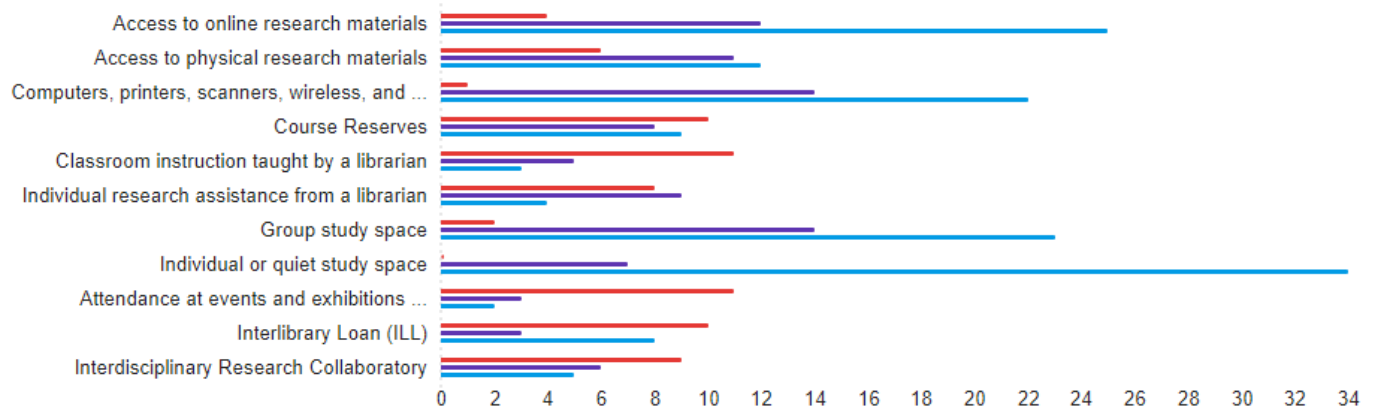


Q4 - On the whole, how important do you feel the Library was to your success at UCSB?

| Field                | Choice Count |    |
|----------------------|--------------|----|
| Not at all important | 4%           | 2  |
| Slightly important   | 8%           | 4  |
| Moderately important | 29%          | 14 |
| Very important       | 33%          | 16 |
| Extremely important  | 25%          | 12 |
| Total                |              | 48 |

UCSB Library Survey - Graduating Students 2023  
Transfer Students

Q5 - How would you characterize the value of these Library services and programs...



Q5 - How would you characterize the value of these Library services and programs...

| Field   | Unimportant | Important | Very Important |
|---|-------------|-----------|----------------|
| Access to online research materials                                 | 4           | 12        | 25             |
| Access to physical research materials                               | 6           | 11        | 12             |
| Computers, printers, scanners, wireless, and library laptops        | 1           | 14        | 22             |
| Course Reserves   | 10          | 8         | 9              |
| Classroom instruction taught by a librarian                         | 11          | 5         | 3              |
| Individual research assistance from a librarian                     | 8           | 9         | 4              |
| Group study space   | 2           | 14        | 23             |
| Individual or quiet study space                                     | 0           | 7         | 34             |
| Attendance at events and exhibitions (including UCSB Reads program) | 11          | 3         | 2              |
| Interlibrary Loan (ILL)   | 10          | 3         | 8              |
| Interdisciplinary Research Collaboratory                            | 9           | 6         | 5              |