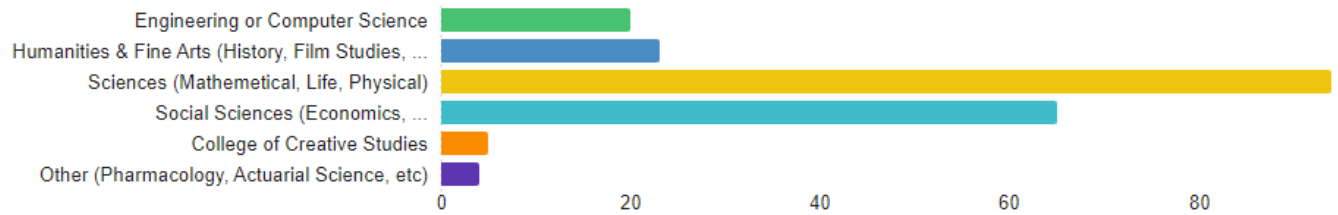


UCSB Library Survey - Graduating Students 2023  
Division: Sciences (Mathematical, Life, Physical)

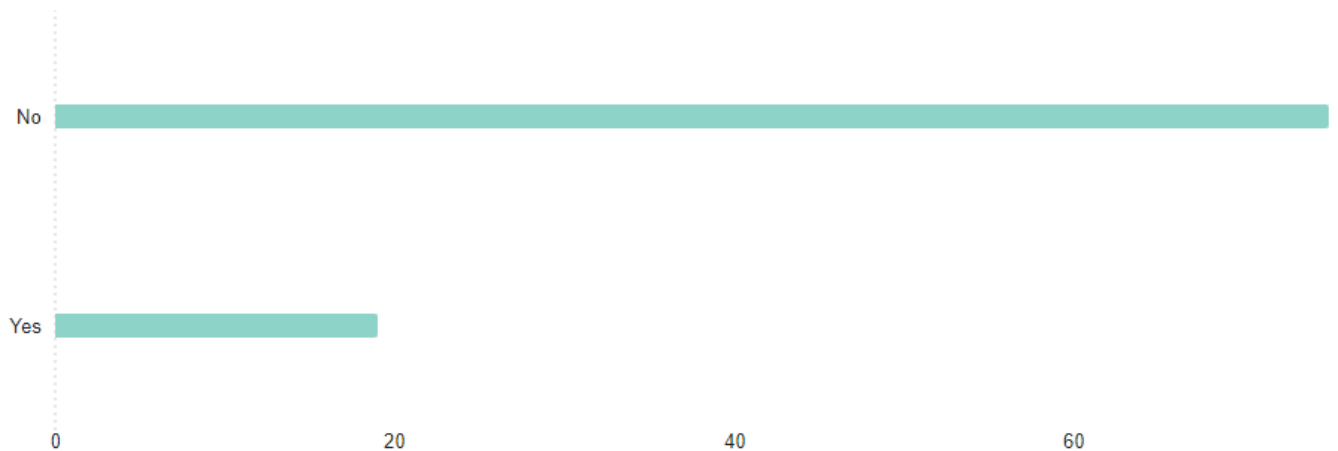
Q1 - Your major is in which of the following divisions? (check all that apply)



Q1 - Your major is in which of the following divisions? (check all that apply)

Field	Choice Count
Engineering or Computer Science	9.48% 20
Humanities & Fine Arts (History, Film Studies, Philosophy, etc)	10.90% 23
Sciences (Mathematical, Life, Physical)	44.55% 94
Social Sciences (Economics, Communication, Anthropology, etc)	30.81% 65
College of Creative Studies	2.37% 5
Other (Pharmacology, Actuarial Science, etc)	1.90% 4
Total	211

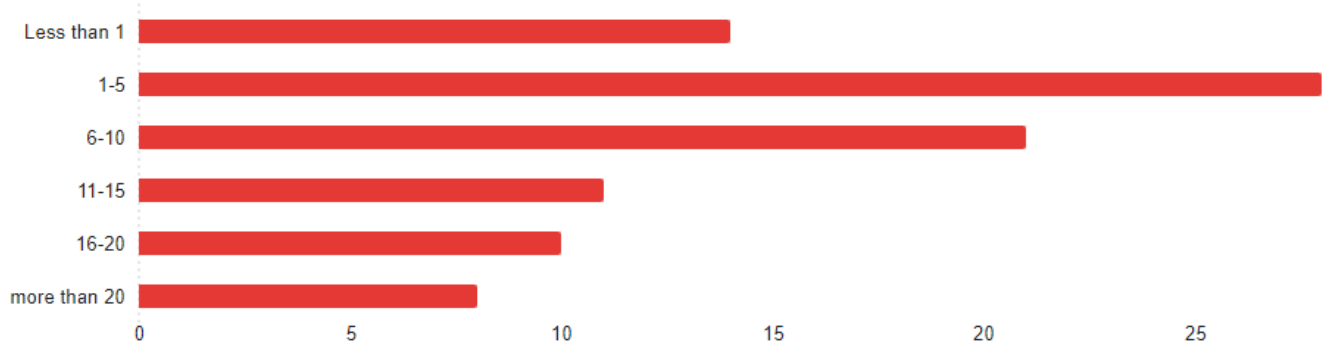
Q2 - Were you a Transfer student?



Q2 - Were you a Transfer student?

Field	Choice Count
No	80% 75
Yes	20% 19
Total	94

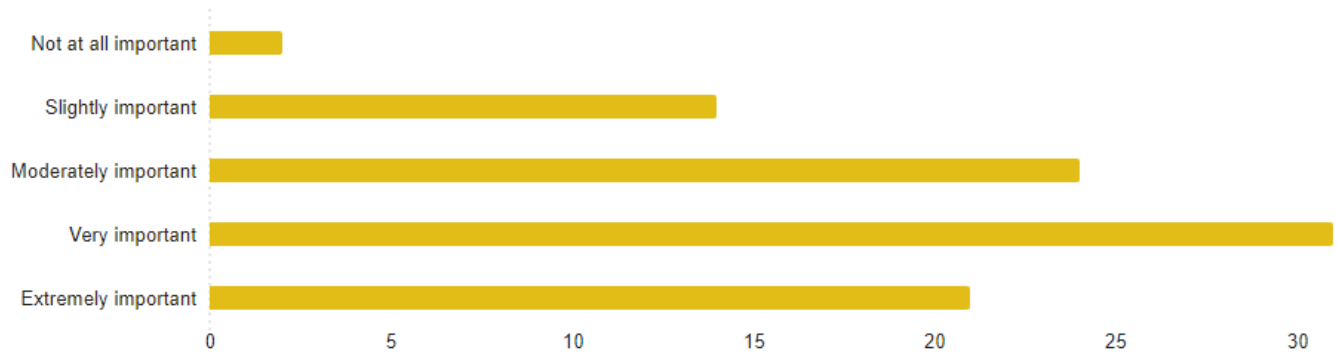
Q3 - On average, how many hours per week did you spend in the Library's physical spaces?



Q3 - On average, how many hours per week did you spend in the Library's physical spaces?

Field	Choice Count	
Less than 1	15%	14
1-5	30%	28
6-10	23%	21
11-15	12%	11
16-20	11%	10
more than 20	9%	8
Total		92

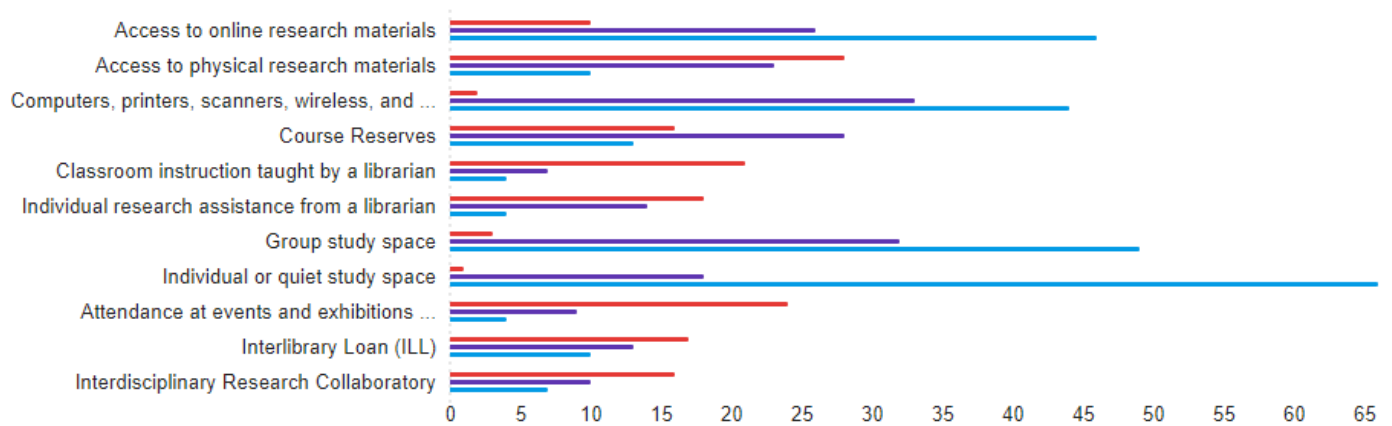
Q4 - On the whole, how important do you feel the Library was to your success at UCSB?



Q4 - On the whole, how important do you feel the Library was to your success at UCSB?

Field	Choice Count	
Not at all important	2%	2
Slightly important	15%	14
Moderately important	26%	24
Very important	34%	31
Extremely important	23%	21
Total		92

Q5 - How would you characterize the value of these Library services and programs...



Q5 - How would you characterize the value of these Library services and programs...

Field	Unimportant	Important	Very Important
Access to online research materials	10	26	46
Access to physical research materials	28	23	10
Computers, printers, scanners, wireless, and library laptops	2	33	44
Course Reserves	16	28	13
Classroom instruction taught by a librarian	21	7	4
Individual research assistance from a librarian	18	14	4
Group study space	3	32	49
Individual or quiet study space	1	18	66
Attendance at events and exhibitions (including UCSB Reads program)	24	9	4
Interlibrary Loan (ILL)	17	13	10
Interdisciplinary Research Collaboratory	16	10	7