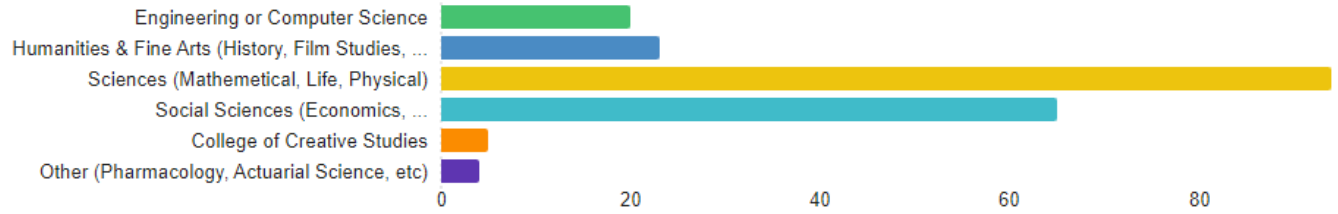


UCSB Library Survey - Graduating Students 2023  
Division: College of Creative Studies

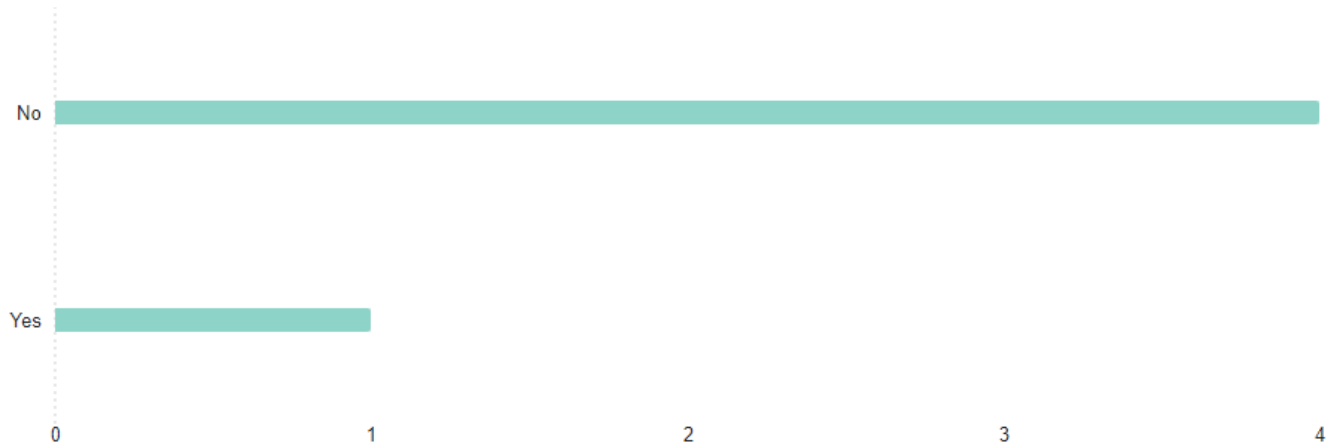
Q1 - Your major is in which of the following divisions? (check all that apply)



Q1 - Your major is in which of the following divisions? (check all that apply)

Field	Choice Count
Engineering or Computer Science	9.48% 20
Humanities & Fine Arts (History, Film Studies, Philosophy, etc)	10.90% 23
Sciences (Mathematical, Life, Physical)	44.55% 94
Social Sciences (Economics, Communication, Anthropology, etc)	30.81% 65
College of Creative Studies	2.37% 5
Other (Pharmacology, Actuarial Science, etc)	1.90% 4
Total	211

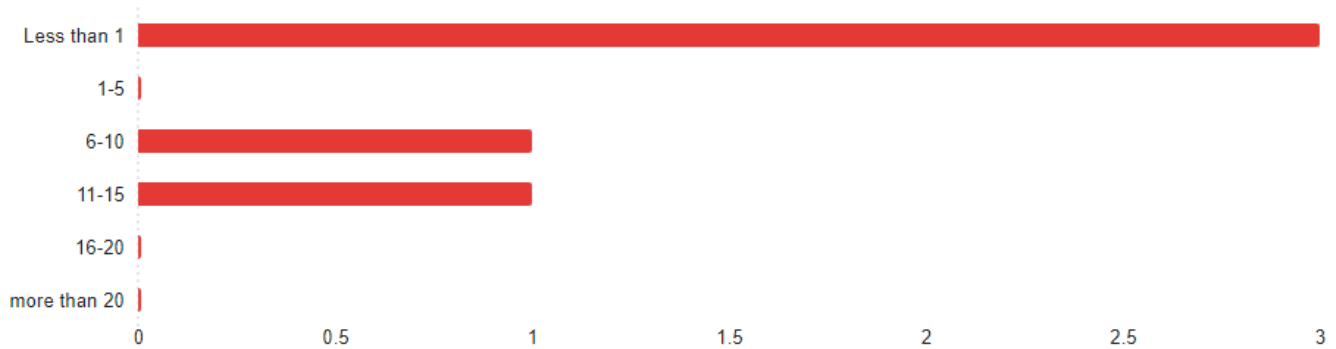
Q2 - Were you a Transfer student?



Q2 - Were you a Transfer student?

Field	Choice Count
No	80% 4
Yes	20% 1
Total	5

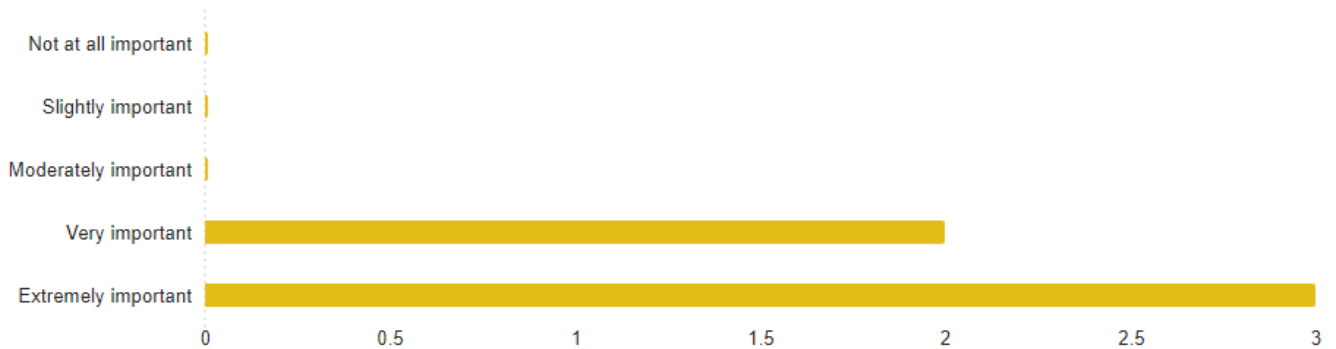
Q3 - On average, how many hours per week did you spend in the Library's physical spaces?



Q3 - On average, how many hours per week did you spend in the Library's physical spaces?

Field	Choice Count	
Less than 1	60%	3
1-5	0%	0
6-10	20%	1
11-15	20%	1
16-20	0%	0
more than 20	0%	0
Total		5

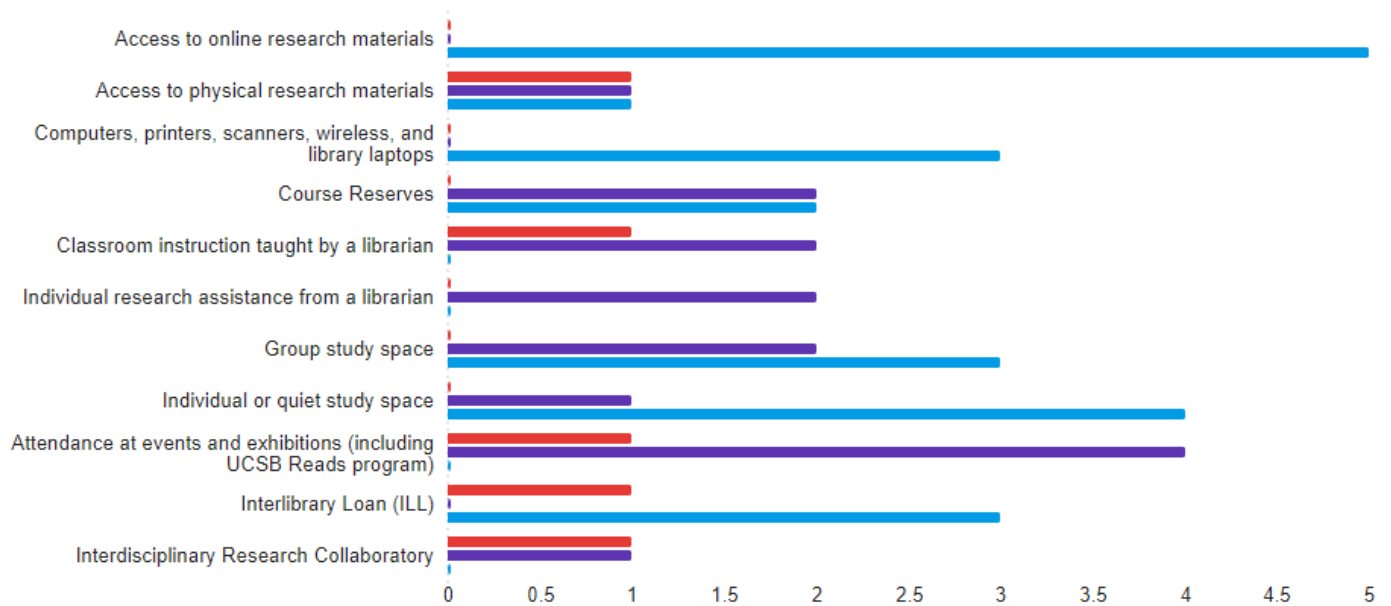
Q4 - On the whole, how important do you feel the Library was to your success at UCSB?



Q4 - On the whole, how important do you feel the Library was to your success at UCSB?

Field	Choice Count	
Not at all important	0%	0
Slightly important	0%	0
Moderately important	0%	0
Very important	40%	2
Extremely important	60%	3
Total		5

## Q5 - How would you characterize the value of these Library services and programs...



## Q5 - How would you characterize the value of these Library services and programs...

Field	Unimportant		Important		Very Important	
Access to online research materials	0.00%	0	0.00%	0	23.81%	5
Access to physical research materials	20.00%	1	6.67%	1	4.76%	1
Computers, printers, scanners, wireless, and library laptops	0.00%	0	0.00%	0	14.29%	3
Course Reserves	0.00%	0	13.33%	2	9.52%	2
Classroom instruction taught by a librarian	20.00%	1	13.33%	2	0.00%	0
Individual research assistance from a librarian	0.00%	0	13.33%	2	0.00%	0
Group study space	0.00%	0	13.33%	2	14.29%	3
Individual or quiet study space	0.00%	0	6.67%	1	19.05%	4
Attendance at events and exhibitions (including UCSB Reads program)	20.00%	1	26.67%	4	0.00%	0
Interlibrary Loan (ILL)	20.00%	1	0.00%	0	14.29%	3
Interdisciplinary Research Collaboratory	20.00%	1	6.67%	1	0.00%	0
Total		5		15		21