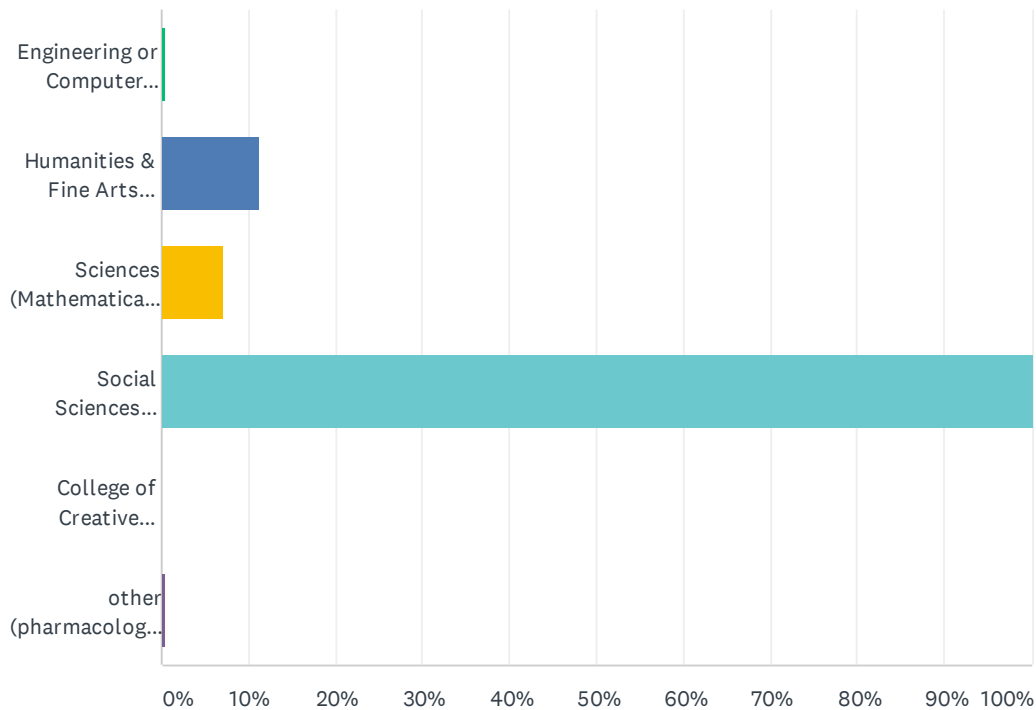


# Q1 Your major is in which of the following divisions? (check all that apply)

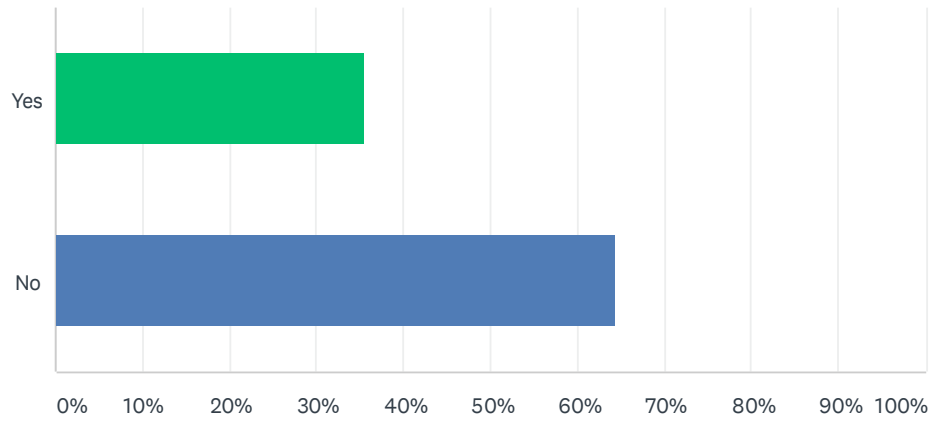
Answered: 214 Skipped: 0



ANSWER CHOICES	RESPONSES	
Engineering or Computer Science	0.47%	1
Humanities & Fine Arts (History, Film Studies, Philosophy, etc.)	11.21%	24
Sciences (Mathematical, Life, Physical)	7.01%	15
Social Sciences (Economics, Communication, Anthropology, etc.)	100.00%	214
College of Creative Studies	0.00%	0
other (pharmacology, actuarial science, etc.)	0.47%	1
Total Respondents: 214		

## Q2 Were you a transfer student?

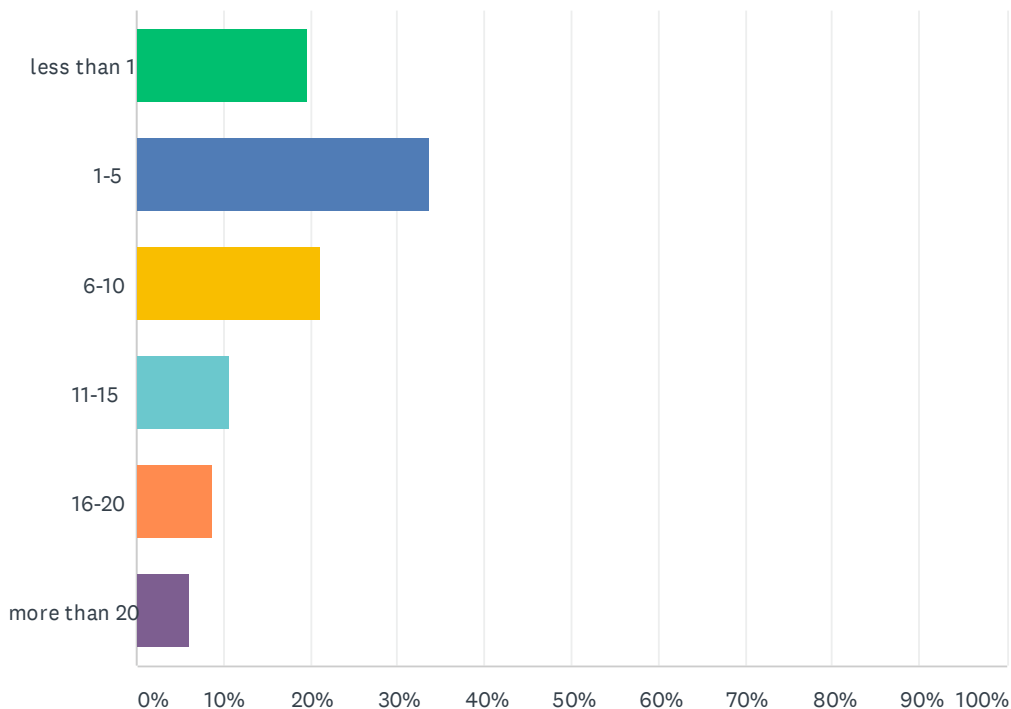
Answered: 214 Skipped: 0



ANSWER CHOICES	RESPONSES	
Yes	35.51%	76
No	64.49%	138
TOTAL		214

### Q3 On average, how many hours per week did you spend in the Library's physical spaces?

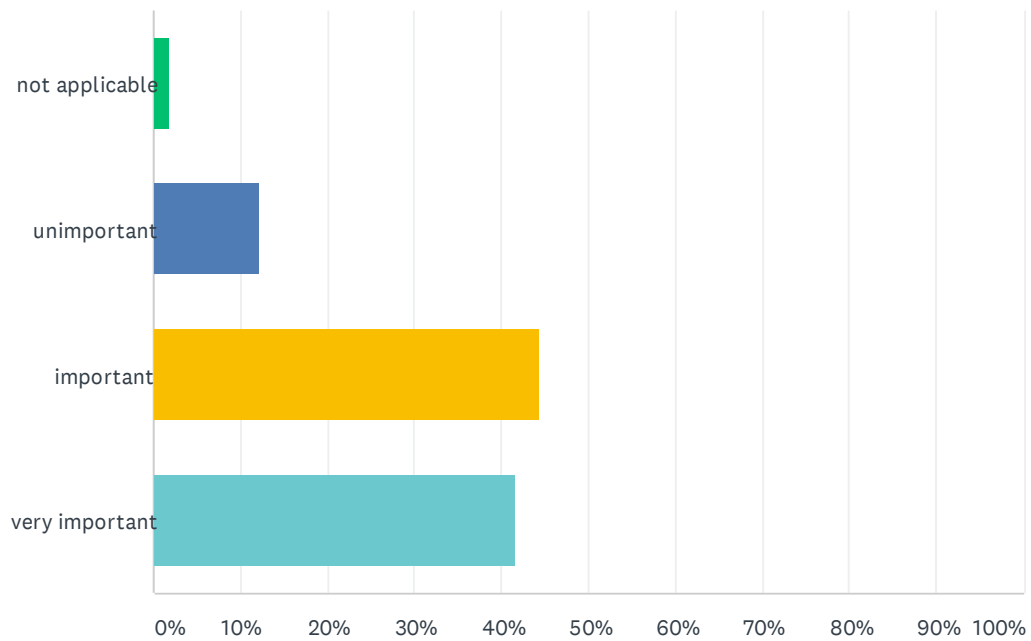
Answered: 214 Skipped: 0



ANSWER CHOICES	RESPONSES	
less than 1	19.63%	42
1-5	33.64%	72
6-10	21.03%	45
11-15	10.75%	23
16-20	8.88%	19
more than 20	6.07%	13
<b>TOTAL</b>		<b>214</b>

## Q4 On the whole, how important do you feel the Library was to your success at UCSB?

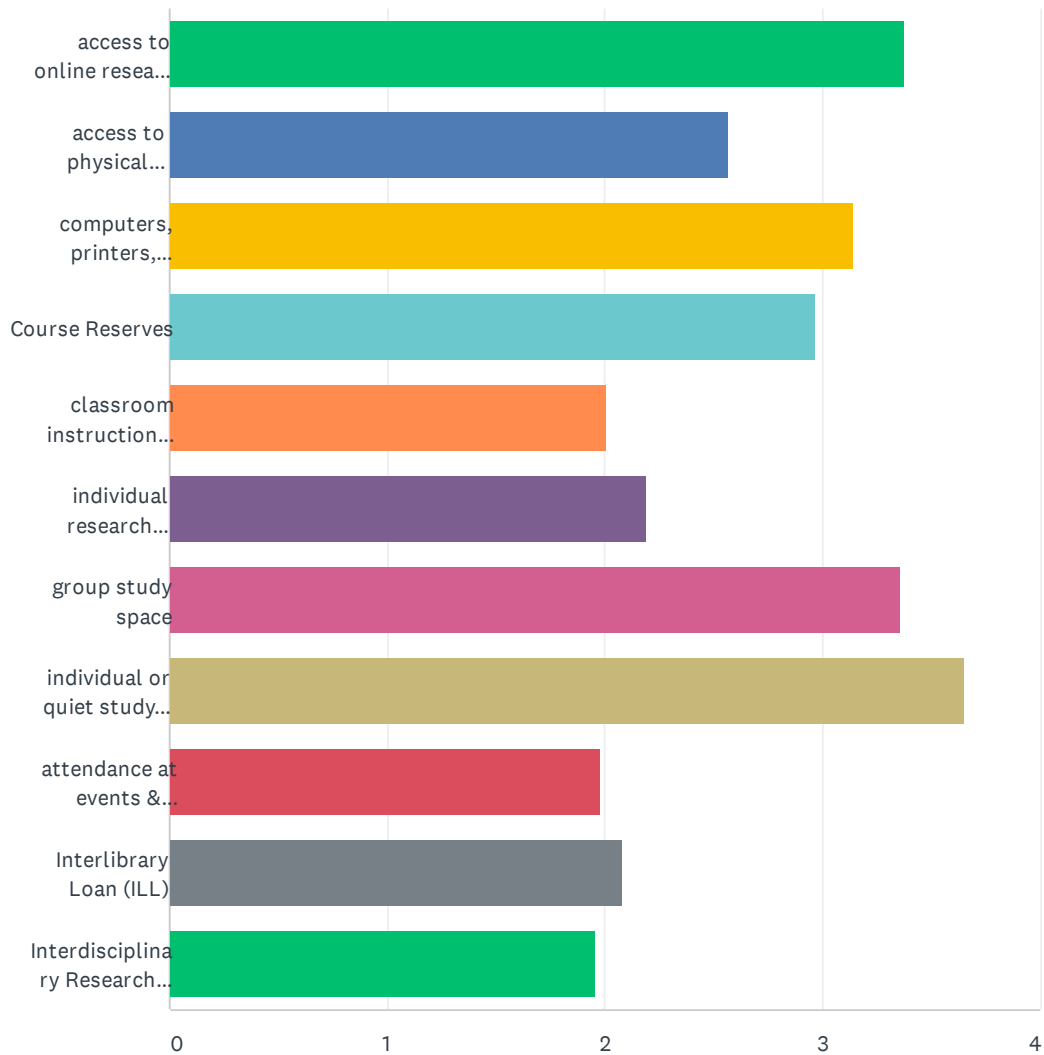
Answered: 214 Skipped: 0



ANSWER CHOICES	RESPONSES	
not applicable	1.87%	4
unimportant	12.15%	26
important	44.39%	95
very important	41.59%	89
TOTAL		214

### Q5 How would you characterize the value of these Library services and programs to your success as a student at UCSB?

Answered: 214 Skipped: 0



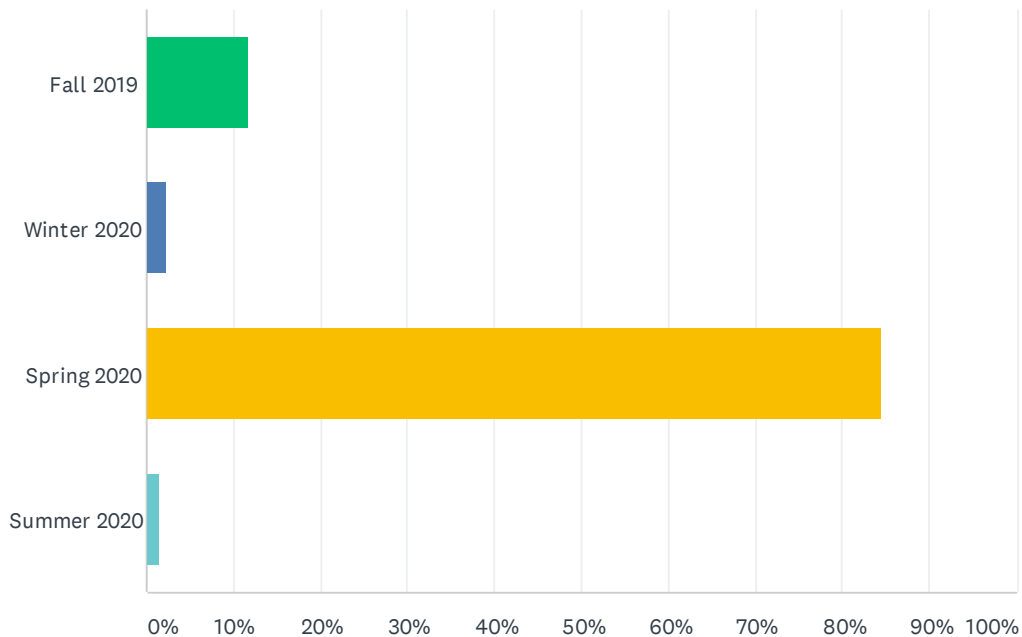
UCSB Library Survey - Graduating Students 2019-2020

	NOT APPLICABLE	UNIMPORTANT	IMPORTANT	VERY IMPORTANT	TOTAL	WEIGHTED AVERAGE
access to online research materials	5.63% 12	7.04% 15	30.99% 66	56.34% 120	213	3.38
access to physical research materials	17.29% 37	25.70% 55	39.25% 84	17.76% 38	214	2.57
computers, printers, scanners, wireless, Library laptops	7.98% 17	14.08% 30	32.86% 70	45.07% 96	213	3.15
Course Reserves	15.02% 32	11.27% 24	35.68% 76	38.03% 81	213	2.97
classroom instruction taught by a librarian	40.19% 86	27.10% 58	24.30% 52	8.41% 18	214	2.01
individual research assistance from a librarian	39.25% 84	17.29% 37	28.97% 62	14.49% 31	214	2.19
group study space	6.57% 14	6.10% 13	32.39% 69	54.93% 117	213	3.36
individual or quiet study space	0.94% 2	4.23% 9	23.00% 49	71.83% 153	213	3.66
attendance at events & exhibitions (including UCSB Reads program)	42.52% 91	26.64% 57	21.50% 46	9.35% 20	214	1.98
Interlibrary Loan (ILL)	44.81% 95	20.75% 44	15.57% 33	18.87% 40	212	2.08
Interdisciplinary Research Collaboratory	51.87% 111	15.89% 34	16.36% 35	15.89% 34	214	1.96

#	OTHER (PLEASE SPECIFY)	DATE
1	access to physical books	6/8/2020 10:56 AM
2	Place with stable WiFi, clean, and well lit quiet place to get work done that is not available for me at home	6/2/2020 11:44 AM
3	The Cafe was important too. There should be better vending machines in the library with yerba mates in them	6/2/2020 11:36 AM
4	Access to the special collections was important	12/5/2019 8:09 AM

## Q7 When did you graduate?

Answered: 214 Skipped: 0



ANSWER CHOICES	RESPONSES	
Fall 2019	11.68%	25
Winter 2020	2.34%	5
Spring 2020	84.58%	181
Summer 2020	1.40%	3
<b>TOTAL</b>		<b>214</b>