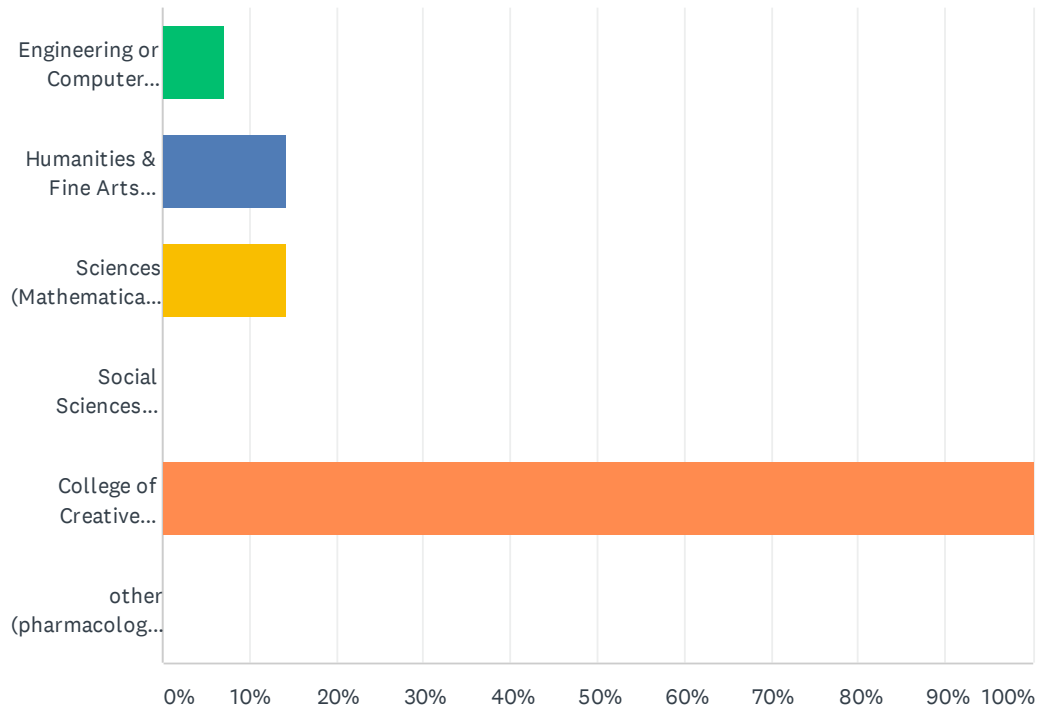


# Q1 Your major is in which of the following divisions? (check all that apply)

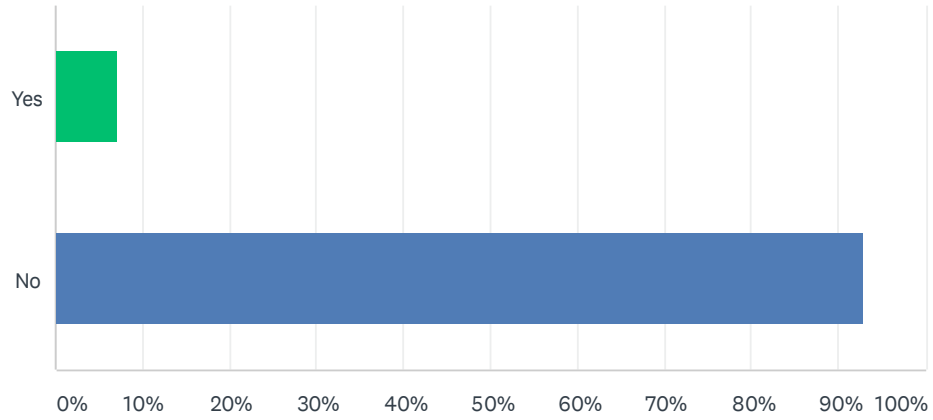
Answered: 14 Skipped: 0



ANSWER CHOICES	RESPONSES	
Engineering or Computer Science	7.14%	1
Humanities & Fine Arts (History, Film Studies, Philosophy, etc.)	14.29%	2
Sciences (Mathematical, Life, Physical)	14.29%	2
Social Sciences (Economics, Communication, Anthropology, etc.)	0.00%	0
College of Creative Studies	100.00%	14
other (pharmacology, actuarial science, etc.)	0.00%	0
Total Respondents: 14		

## Q2 Were you a transfer student?

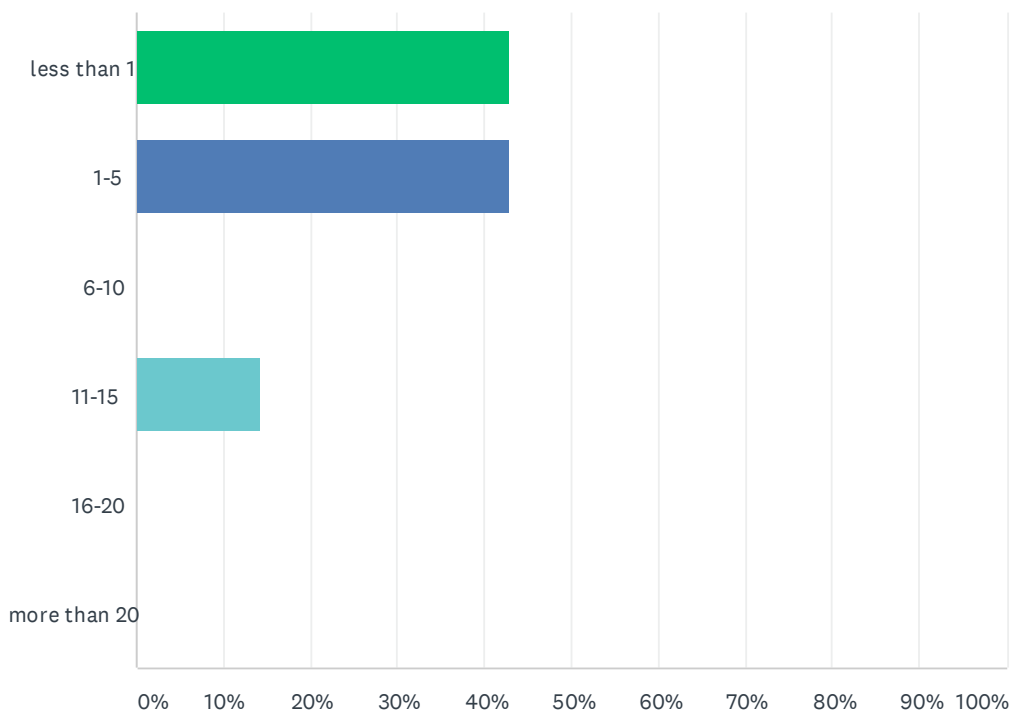
Answered: 14 Skipped: 0



ANSWER CHOICES	RESPONSES	
Yes	7.14%	1
No	92.86%	13
TOTAL		14

### Q3 On average, how many hours per week did you spend in the Library's physical spaces?

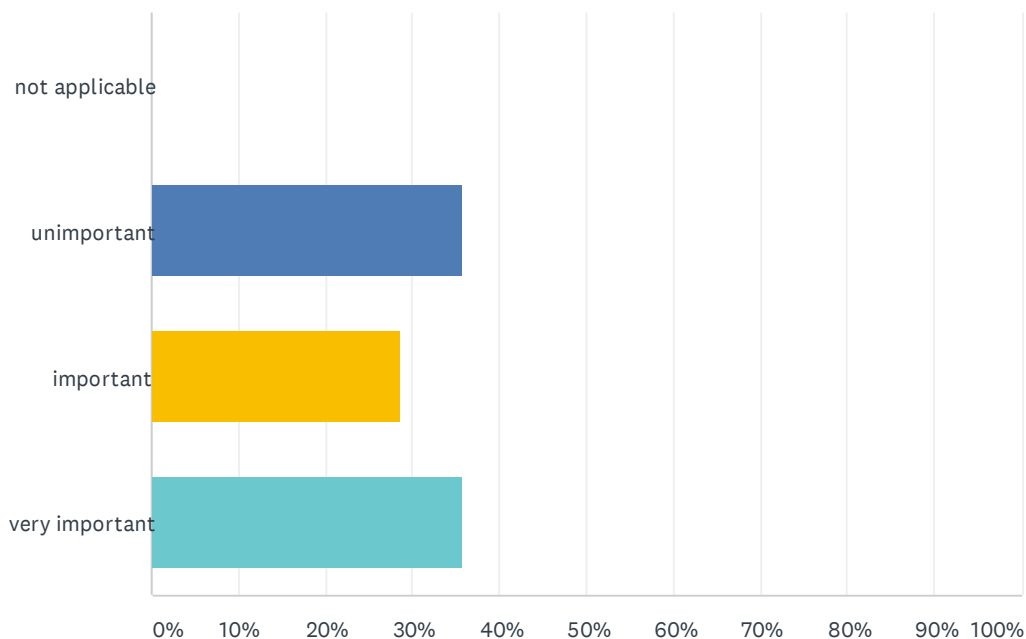
Answered: 14 Skipped: 0



ANSWER CHOICES	RESPONSES	
less than 1	42.86%	6
1-5	42.86%	6
6-10	0.00%	0
11-15	14.29%	2
16-20	0.00%	0
more than 20	0.00%	0
<b>TOTAL</b>		<b>14</b>

### Q4 On the whole, how important do you feel the Library was to your success at UCSB?

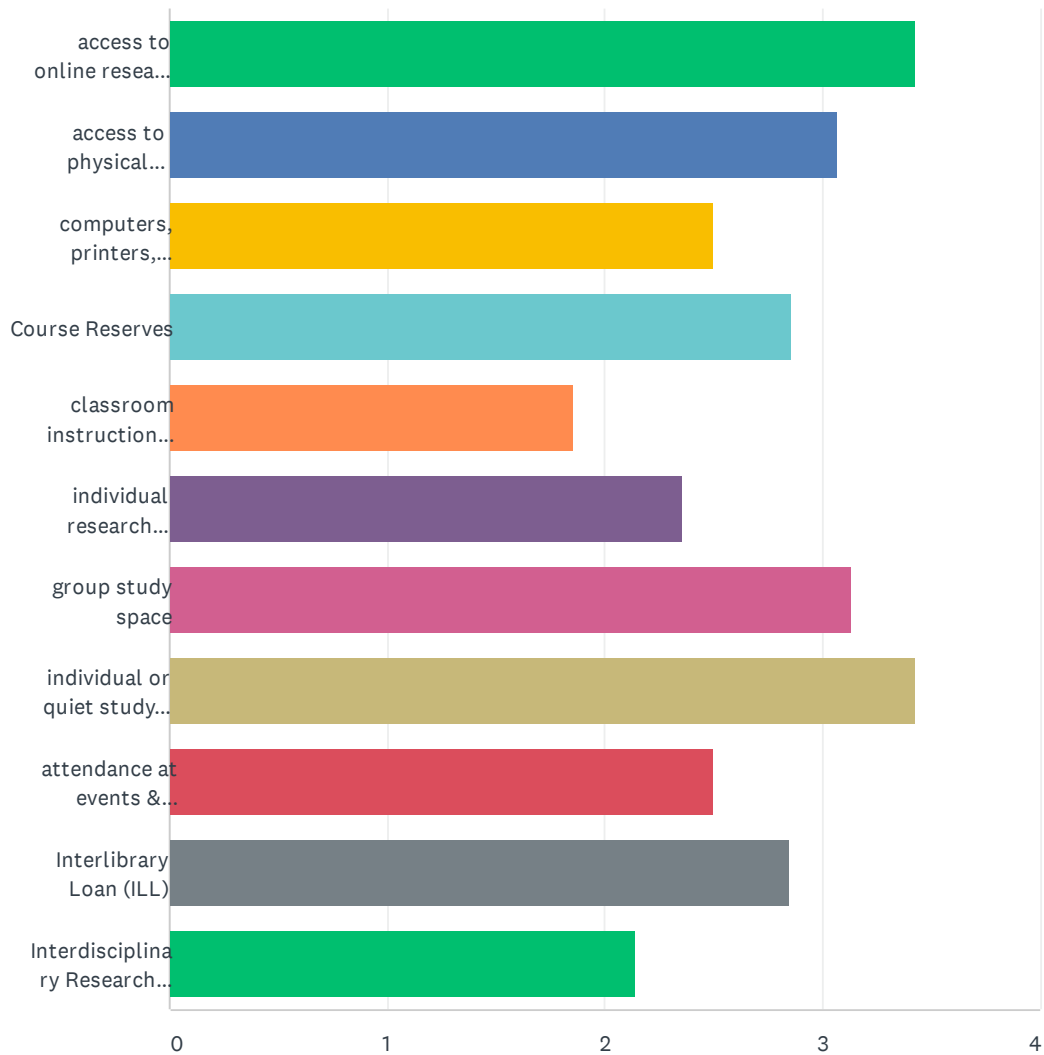
Answered: 14 Skipped: 0



ANSWER CHOICES	RESPONSES	
not applicable	0.00%	0
unimportant	35.71%	5
important	28.57%	4
very important	35.71%	5
<b>TOTAL</b>		<b>14</b>

### Q5 How would you characterize the value of these Library services and programs to your success as a student at UCSB?

Answered: 14 Skipped: 0

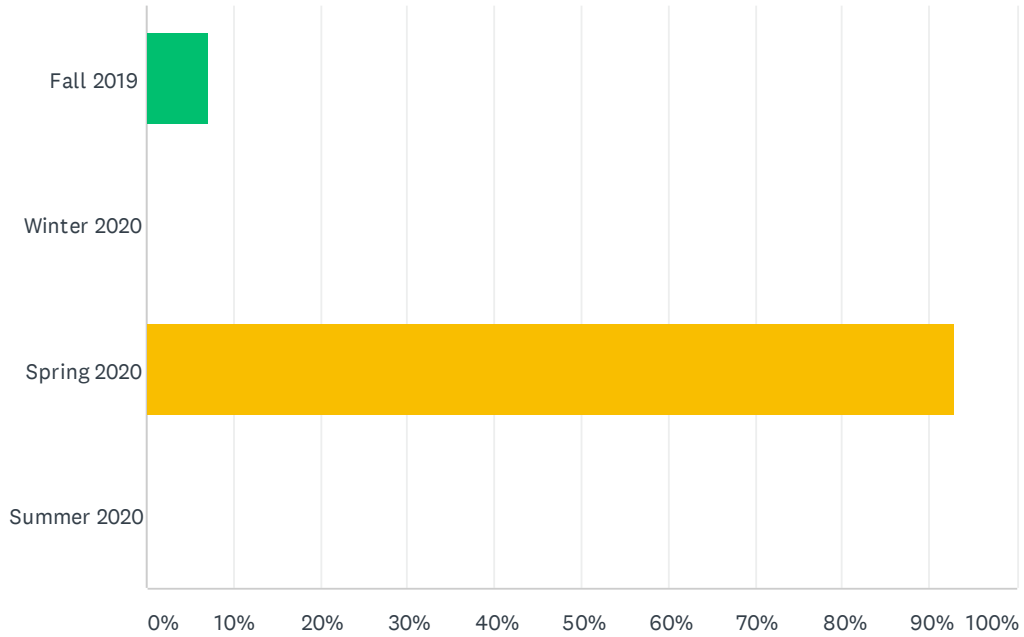


UCSB Library Survey - Graduating Students 2019-2020

	NOT APPLICABLE	UNIMPORTANT	IMPORTANT	VERY IMPORTANT	TOTAL	WEIGHTED AVERAGE
access to online research materials	0.00% 0	14.29% 2	28.57% 4	57.14% 8	14	3.43
access to physical research materials	0.00% 0	21.43% 3	50.00% 7	28.57% 4	14	3.07
computers, printers, scanners, wireless, Library laptops	14.29% 2	35.71% 5	35.71% 5	14.29% 2	14	2.50
Course Reserves	7.14% 1	28.57% 4	35.71% 5	28.57% 4	14	2.86
classroom instruction taught by a librarian	42.86% 6	35.71% 5	14.29% 2	7.14% 1	14	1.86
individual research assistance from a librarian	35.71% 5	21.43% 3	14.29% 2	28.57% 4	14	2.36
group study space	7.14% 1	14.29% 2	35.71% 5	42.86% 6	14	3.14
individual or quiet study space	0.00% 0	14.29% 2	28.57% 4	57.14% 8	14	3.43
attendance at events & exhibitions (including UCSB Reads program)	14.29% 2	42.86% 6	21.43% 3	21.43% 3	14	2.50
Interlibrary Loan (ILL)	7.69% 1	38.46% 5	15.38% 2	38.46% 5	13	2.85
Interdisciplinary Research Collaboratory	42.86% 6	21.43% 3	14.29% 2	21.43% 3	14	2.14

## Q7 When did you graduate?

Answered: 14 Skipped: 0



ANSWER CHOICES	RESPONSES	
Fall 2019	7.14%	1
Winter 2020	0.00%	0
Spring 2020	92.86%	13
Summer 2020	0.00%	0
<b>TOTAL</b>		<b>14</b>