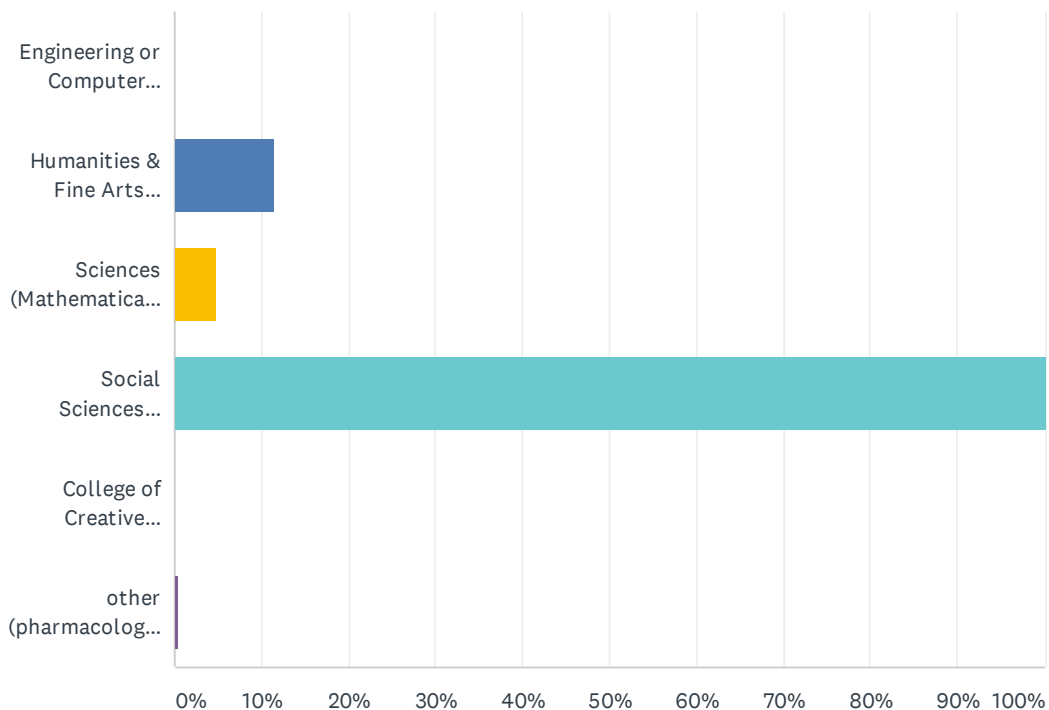


Q1 Your major is in which of the following divisions? (check all that apply)

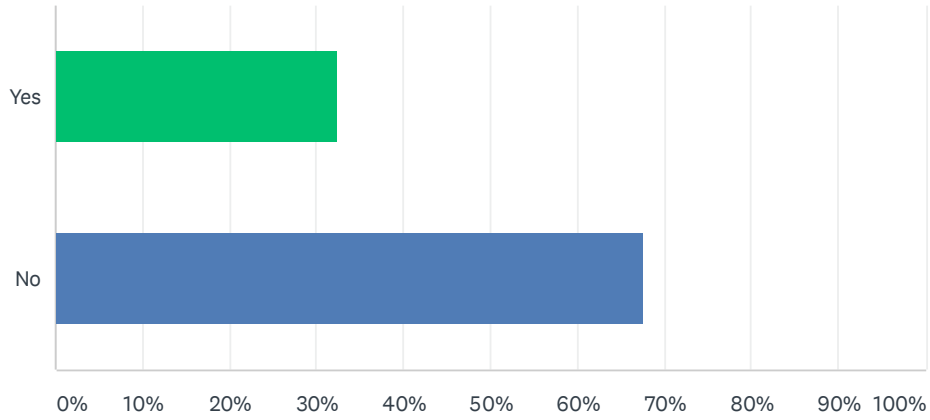
Answered: 254 Skipped: 0



ANSWER CHOICES	RESPONSES	
Engineering or Computer Science	0.00%	0
Humanities & Fine Arts (History, Film Studies, Philosophy, etc.)	11.42%	29
Sciences (Mathematical, Life, Physical)	4.72%	12
Social Sciences (Economics, Communication, Anthropology, etc.)	100.00%	254
College of Creative Studies	0.00%	0
other (pharmacology, actuarial science, etc.)	0.39%	1
Total Respondents: 254		

Q2 Were you a transfer student?

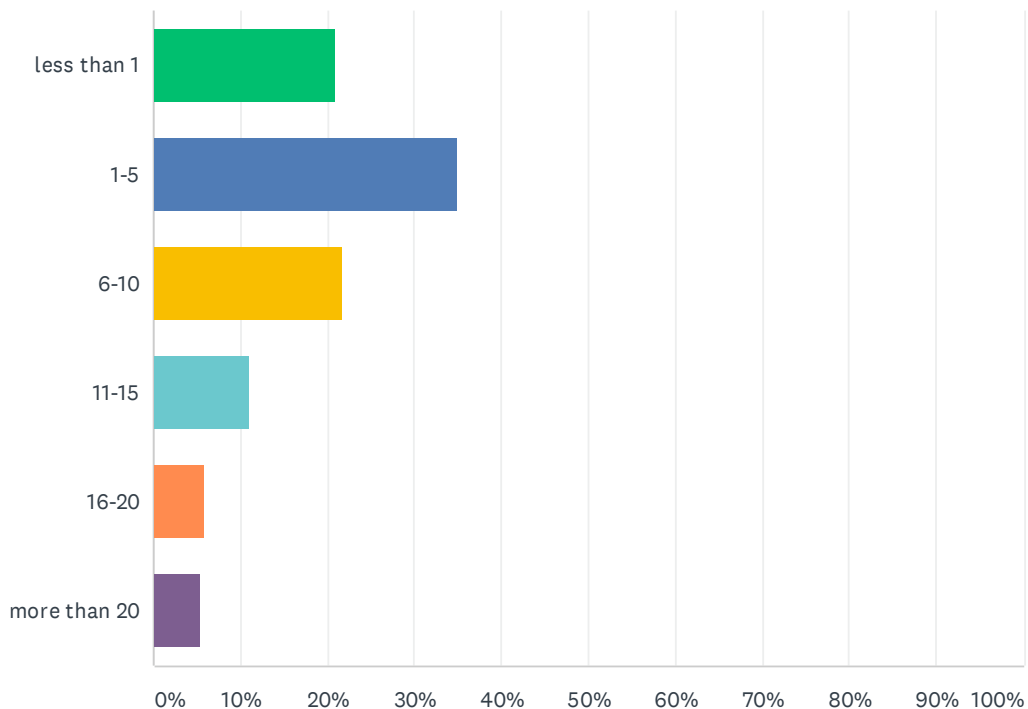
Answered: 253 Skipped: 1



ANSWER CHOICES	RESPONSES	
Yes	32.41%	82
No	67.59%	171
TOTAL		253

Q3 On average, how many hours per week did you spend in the Library's physical spaces?

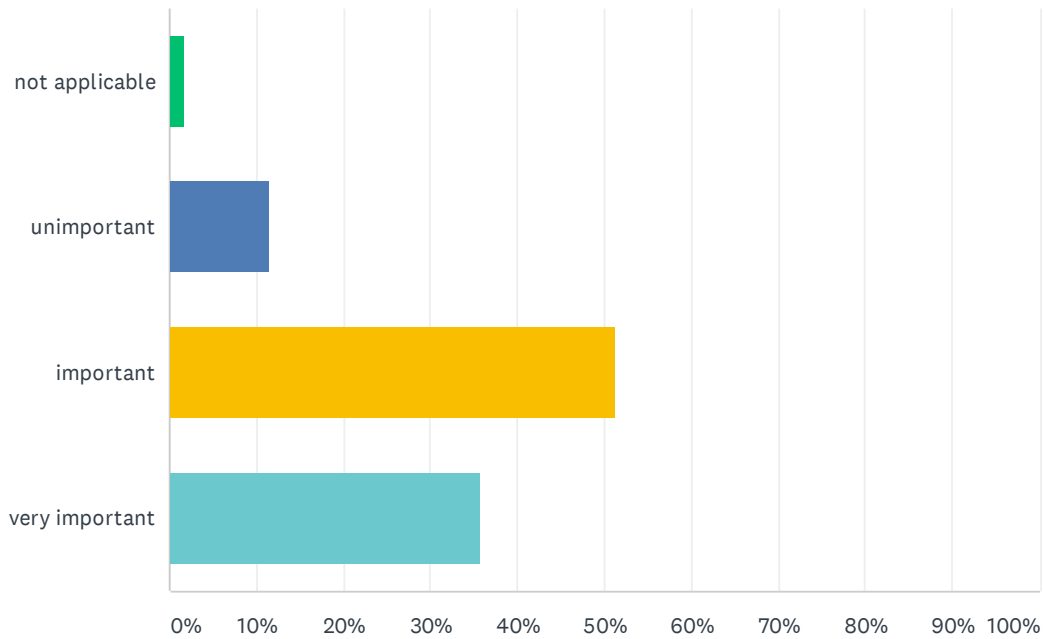
Answered: 254 Skipped: 0



ANSWER CHOICES	RESPONSES	
less than 1	20.87%	53
1-5	35.04%	89
6-10	21.65%	55
11-15	11.02%	28
16-20	5.91%	15
more than 20	5.51%	14
TOTAL		254

Q4 On the whole, how important do you feel the Library was to your success at UCSB?

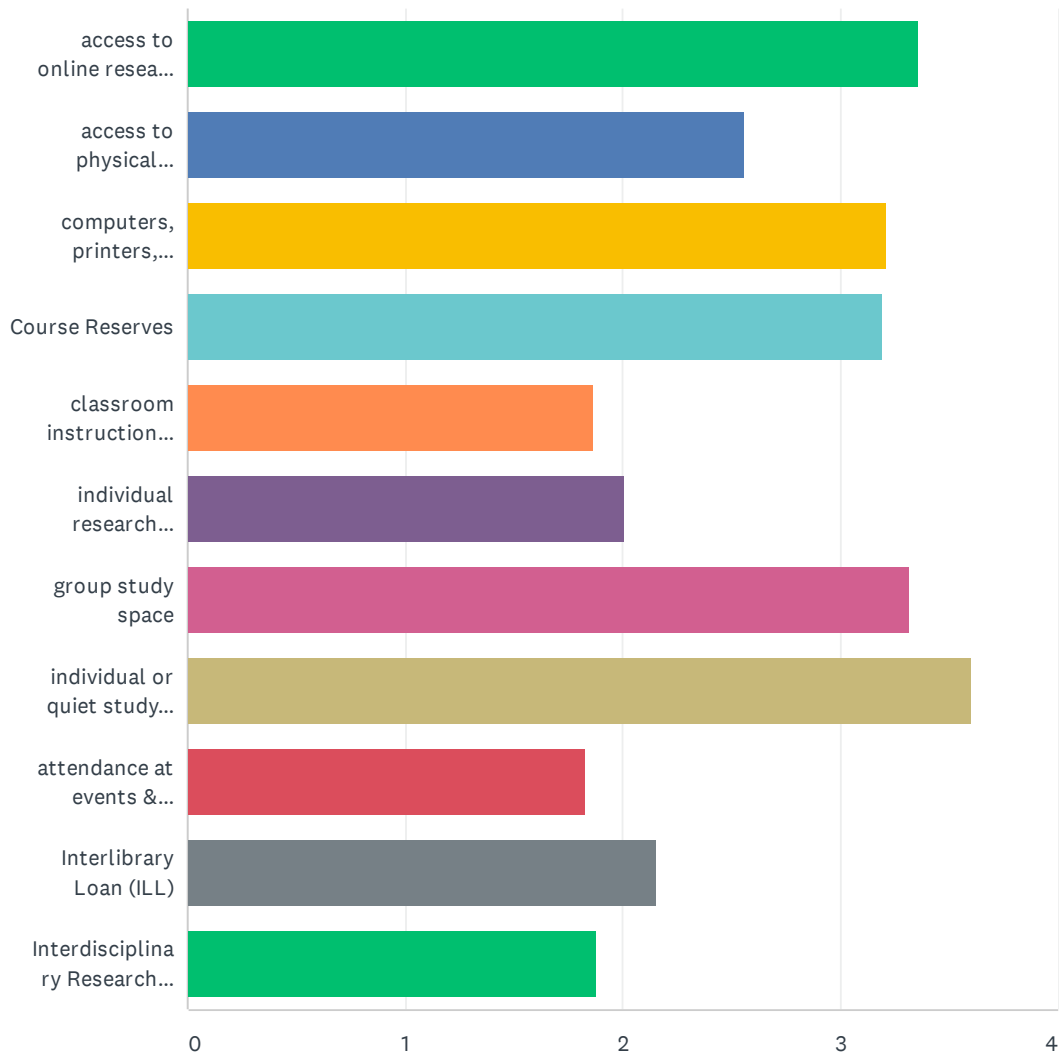
Answered: 254 Skipped: 0



ANSWER CHOICES	RESPONSES	
not applicable	1.57%	4
unimportant	11.42%	29
important	51.18%	130
very important	35.83%	91
TOTAL		254

Q5 How would you characterize the value of these Library services and programs to your success as a student at UCSB?

Answered: 254 Skipped: 0



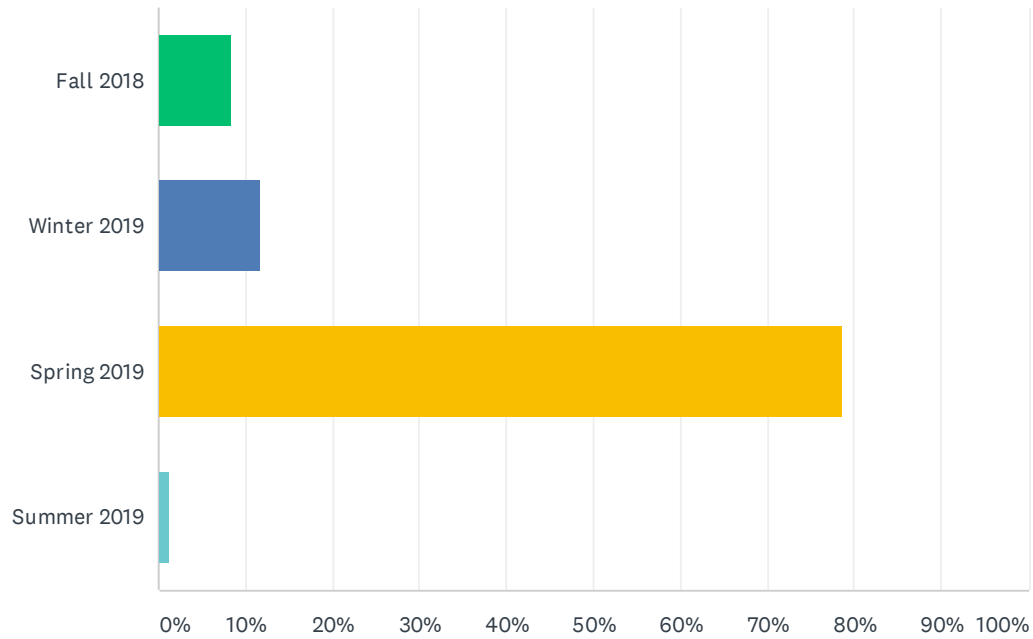
UCSB Library Survey - Graduating Students 2018-2019

	NOT APPLICABLE	UNIMPORTANT	IMPORTANT	VERY IMPORTANT	TOTAL	WEIGHTED AVERAGE
access to online research materials	6.30% 16	4.33% 11	36.61% 93	52.76% 134	254	3.36
access to physical research materials	14.96% 38	32.28% 82	35.04% 89	17.72% 45	254	2.56
computers, printers, scanners, wireless, Library laptops	8.30% 21	11.07% 28	32.41% 82	48.22% 122	253	3.21
Course Reserves	6.72% 17	13.83% 35	32.41% 82	47.04% 119	253	3.20
classroom instruction taught by a librarian	44.49% 113	27.56% 70	24.80% 63	3.15% 8	254	1.87
individual research assistance from a librarian	43.87% 111	20.55% 52	26.48% 67	9.09% 23	253	2.01
group study space	7.14% 18	4.37% 11	38.10% 96	50.40% 127	252	3.32
individual or quiet study space	3.97% 10	1.59% 4	24.21% 61	70.24% 177	252	3.61
attendance at events & exhibitions (including UCSB Reads program)	48.22% 122	28.06% 71	16.21% 41	7.51% 19	253	1.83
Interlibrary Loan (ILL)	43.70% 111	16.54% 42	20.08% 51	19.69% 50	254	2.16
Interdisciplinary Research Collaboratory	53.15% 135	17.72% 45	17.32% 44	11.81% 30	254	1.88

#	OTHER (PLEASE SPECIFY)	DATE
1	Scanners are very important	5/15/2019 4:23 PM
2	Egg Chair	5/14/2019 3:42 PM
3	Online materials were key, especially access through google scholar.	3/6/2019 5:38 PM
4	Online Databases were important	2/26/2019 12:03 PM

Q7 When did you graduate?

Answered: 254 Skipped: 0



ANSWER CHOICES	RESPONSES	
Fall 2018	8.27%	21
Winter 2019	11.81%	30
Spring 2019	78.74%	200
Summer 2019	1.18%	3
TOTAL		254