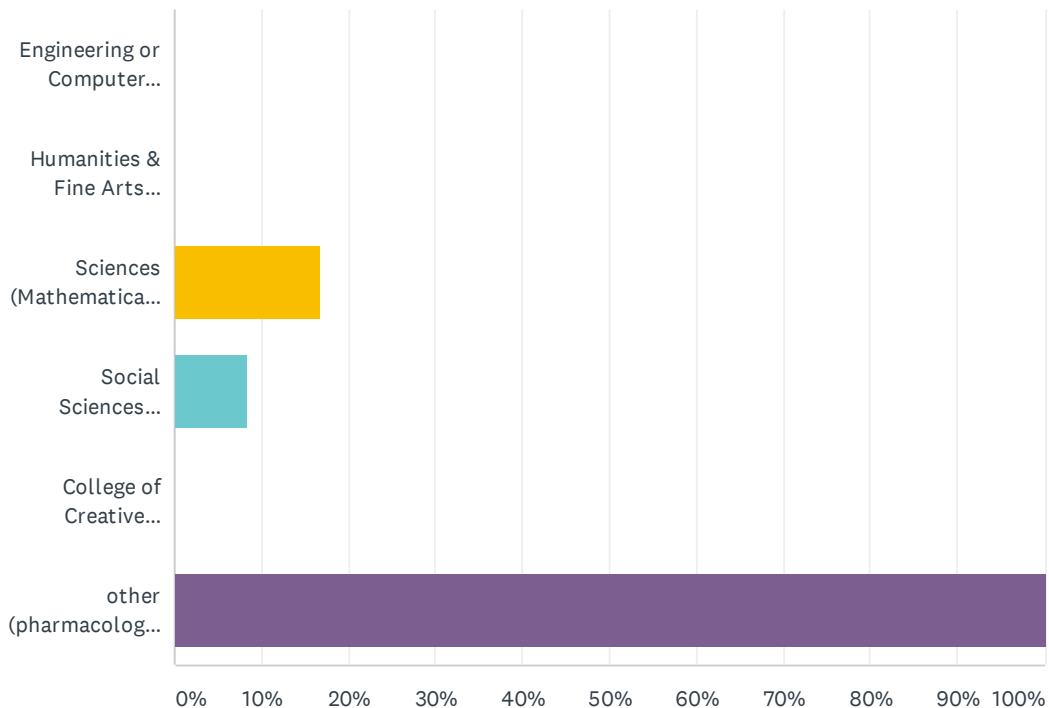


Q1 Your major is in which of the following divisions? (check all that apply)

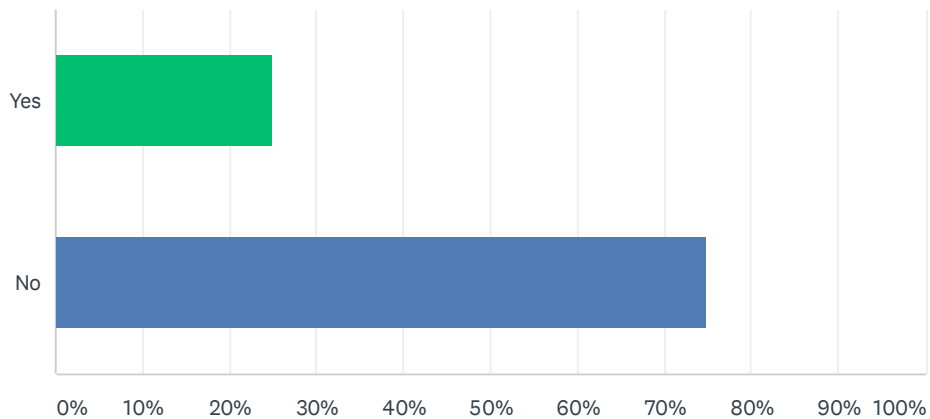
Answered: 12 Skipped: 0



ANSWER CHOICES	RESPONSES	
Engineering or Computer Science	0.00%	0
Humanities & Fine Arts (History, Film Studies, Philosophy, etc.)	0.00%	0
Sciences (Mathematical, Life, Physical)	16.67%	2
Social Sciences (Economics, Communication, Anthropology, etc.)	8.33%	1
College of Creative Studies	0.00%	0
other (pharmacology, actuarial science, etc.)	100.00%	12
Total Respondents: 12		

Q2 Were you a transfer student?

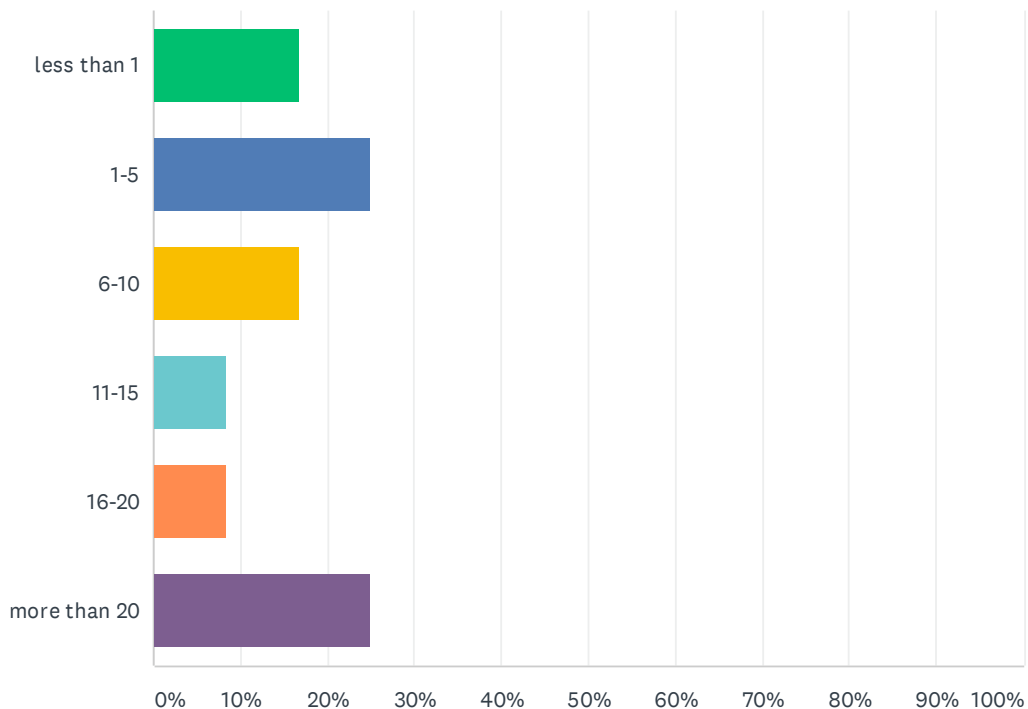
Answered: 12 Skipped: 0



ANSWER CHOICES	RESPONSES	
Yes	25.00%	3
No	75.00%	9
TOTAL		12

Q3 On average, how many hours per week did you spend in the Library's physical spaces?

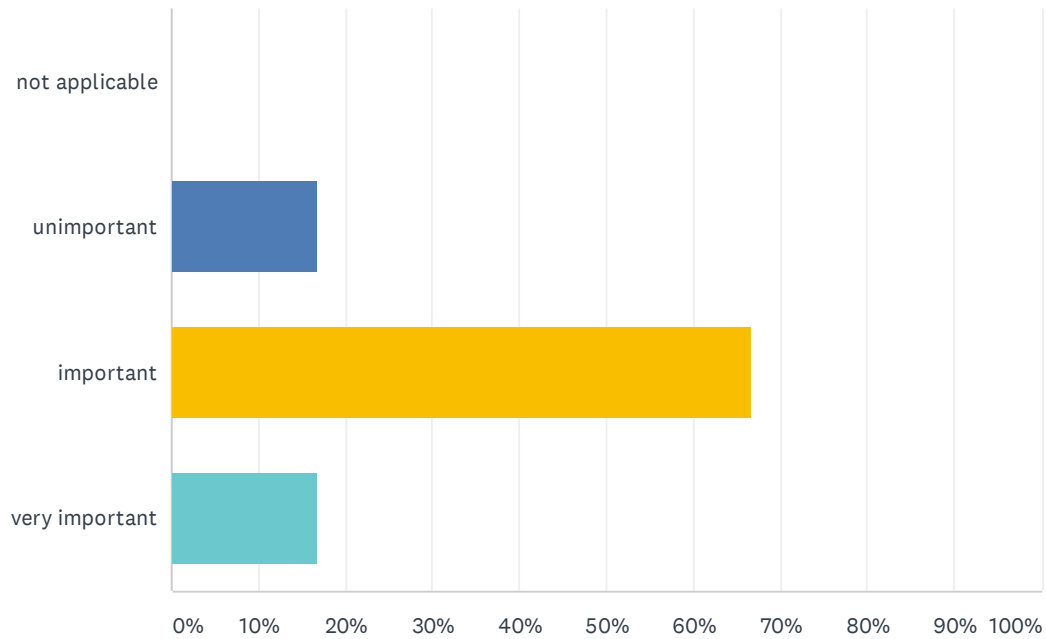
Answered: 12 Skipped: 0



ANSWER CHOICES	RESPONSES	
less than 1	16.67%	2
1-5	25.00%	3
6-10	16.67%	2
11-15	8.33%	1
16-20	8.33%	1
more than 20	25.00%	3
TOTAL		12

Q4 On the whole, how important do you feel the Library was to your success at UCSB?

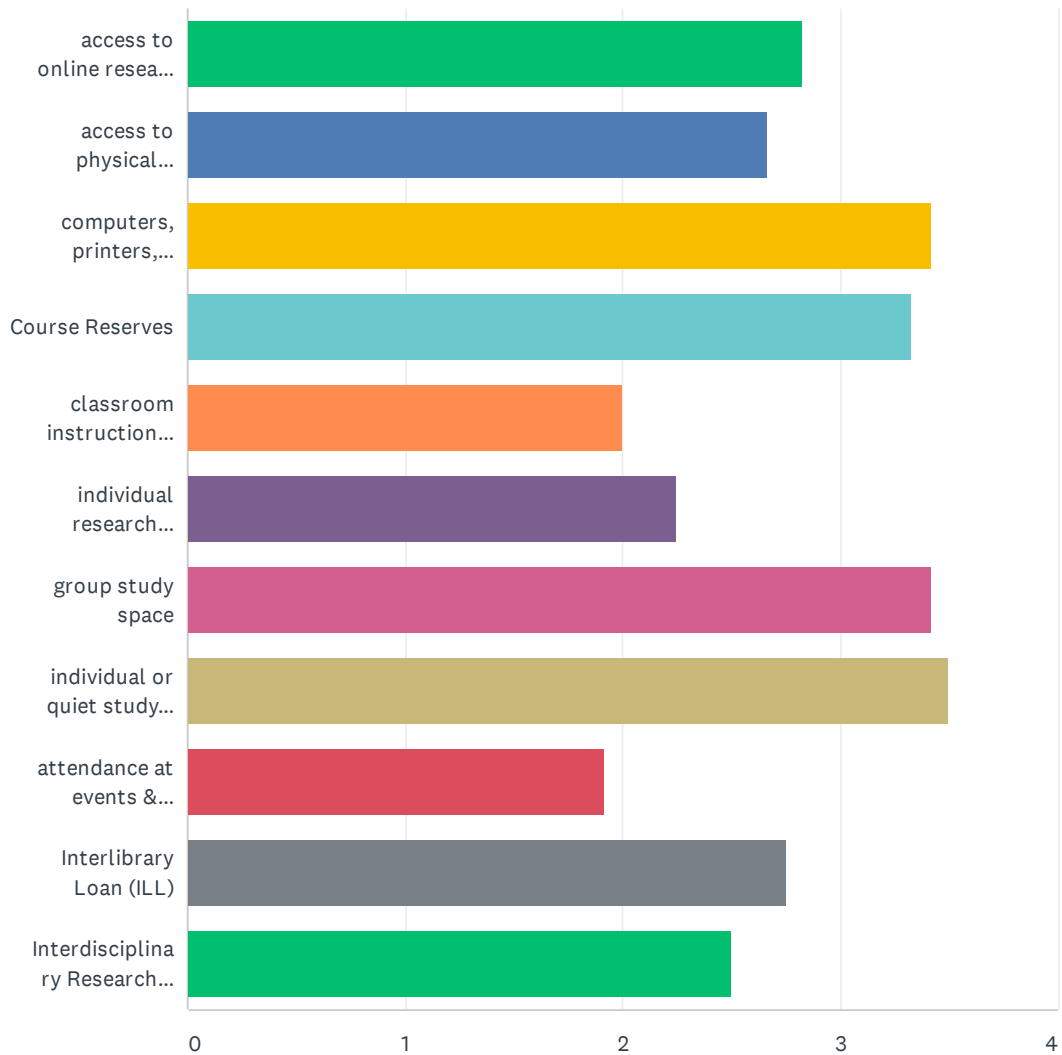
Answered: 12 Skipped: 0



ANSWER CHOICES	RESPONSES
not applicable	0.00% 0
unimportant	16.67% 2
important	66.67% 8
very important	16.67% 2
TOTAL	12

Q5 How would you characterize the value of these Library services and programs to your success as a student at UCSB?

Answered: 12 Skipped: 0



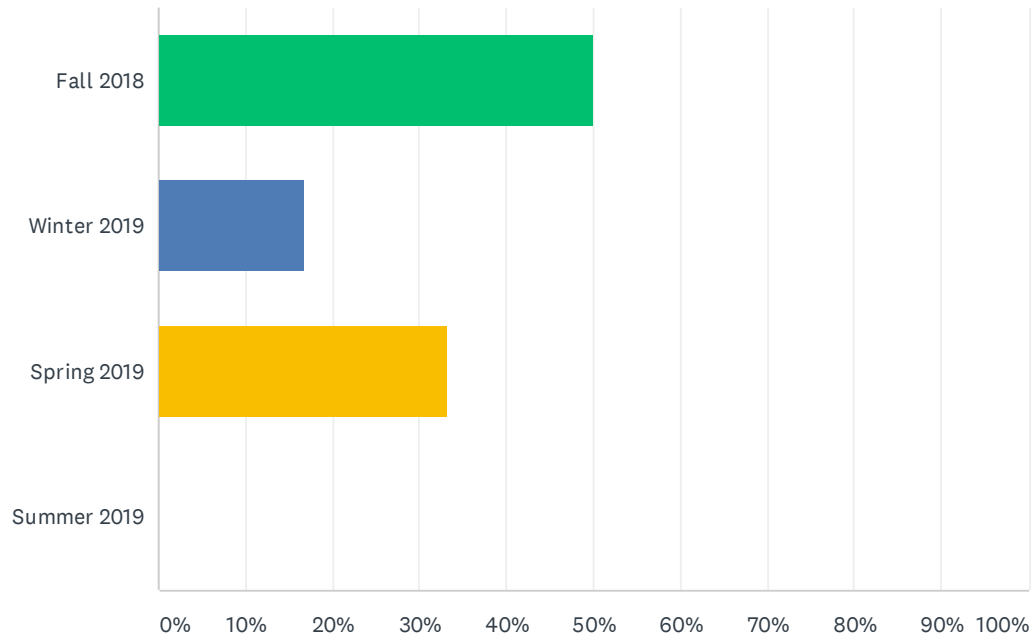
UCSB Library Survey - Graduating Students 2018-2019

	NOT APPLICABLE	UNIMPORTANT	IMPORTANT	VERY IMPORTANT	TOTAL	WEIGHTED AVERAGE
access to online research materials	16.67% 2	8.33% 1	50.00% 6	25.00% 3	12	2.83
access to physical research materials	16.67% 2	16.67% 2	50.00% 6	16.67% 2	12	2.67
computers, printers, scanners, wireless, Library laptops	0.00% 0	8.33% 1	41.67% 5	50.00% 6	12	3.42
Course Reserves	8.33% 1	0.00% 0	41.67% 5	50.00% 6	12	3.33
classroom instruction taught by a librarian	41.67% 5	16.67% 2	41.67% 5	0.00% 0	12	2.00
individual research assistance from a librarian	41.67% 5	8.33% 1	33.33% 4	16.67% 2	12	2.25
group study space	0.00% 0	0.00% 0	58.33% 7	41.67% 5	12	3.42
individual or quiet study space	0.00% 0	8.33% 1	33.33% 4	58.33% 7	12	3.50
attendance at events & exhibitions (including UCSB Reads program)	33.33% 4	41.67% 5	25.00% 3	0.00% 0	12	1.92
Interlibrary Loan (ILL)	16.67% 2	16.67% 2	41.67% 5	25.00% 3	12	2.75
Interdisciplinary Research Collaboratory	25.00% 3	16.67% 2	41.67% 5	16.67% 2	12	2.50

#	OTHER (PLEASE SPECIFY)	DATE
1	Online materials were key, especially access through google scholar.	3/6/2019 5:38 PM

Q7 When did you graduate?

Answered: 12 Skipped: 0



ANSWER CHOICES	RESPONSES
Fall 2018	50.00% 6
Winter 2019	16.67% 2
Spring 2019	33.33% 4
Summer 2019	0.00% 0
TOTAL	12