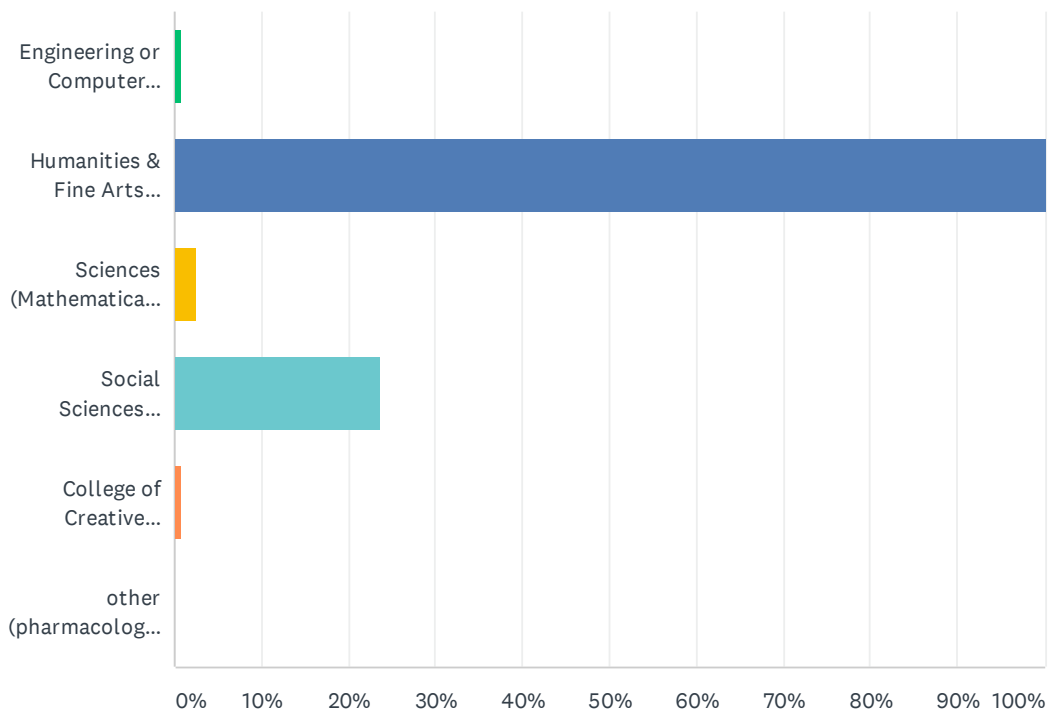


Q1 Your major is in which of the following divisions? (check all that apply)

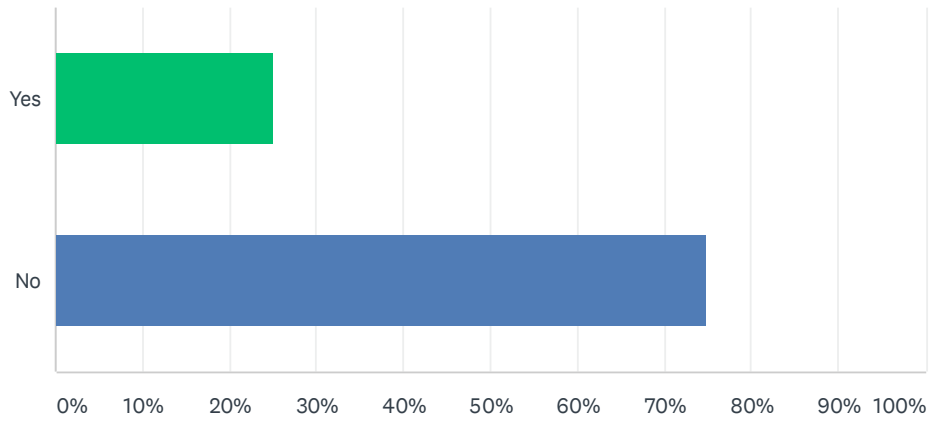
Answered: 123 Skipped: 0



ANSWER CHOICES	RESPONSES	
Engineering or Computer Science	0.81%	1
Humanities & Fine Arts (History, Film Studies, Philosophy, etc.)	100.00%	123
Sciences (Mathematical, Life, Physical)	2.44%	3
Social Sciences (Economics, Communication, Anthropology, etc.)	23.58%	29
College of Creative Studies	0.81%	1
other (pharmacology, actuarial science, etc.)	0.00%	0
Total Respondents: 123		

Q2 Were you a transfer student?

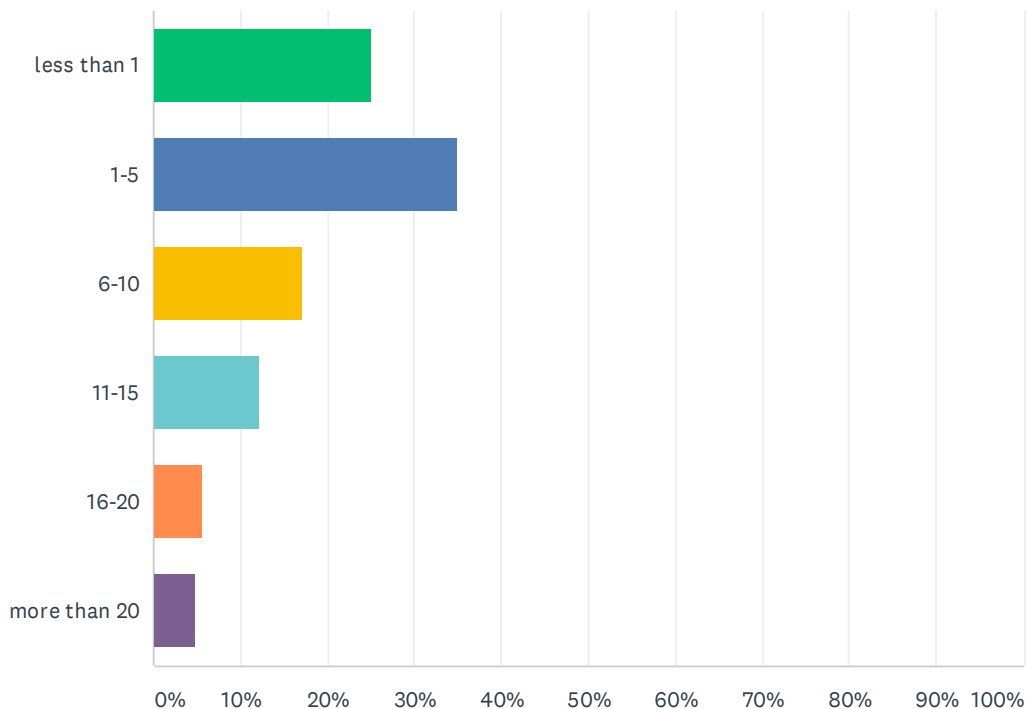
Answered: 123 Skipped: 0



ANSWER CHOICES	RESPONSES	
Yes	25.20%	31
No	74.80%	92
TOTAL		123

Q3 On average, how many hours per week did you spend in the Library's physical spaces?

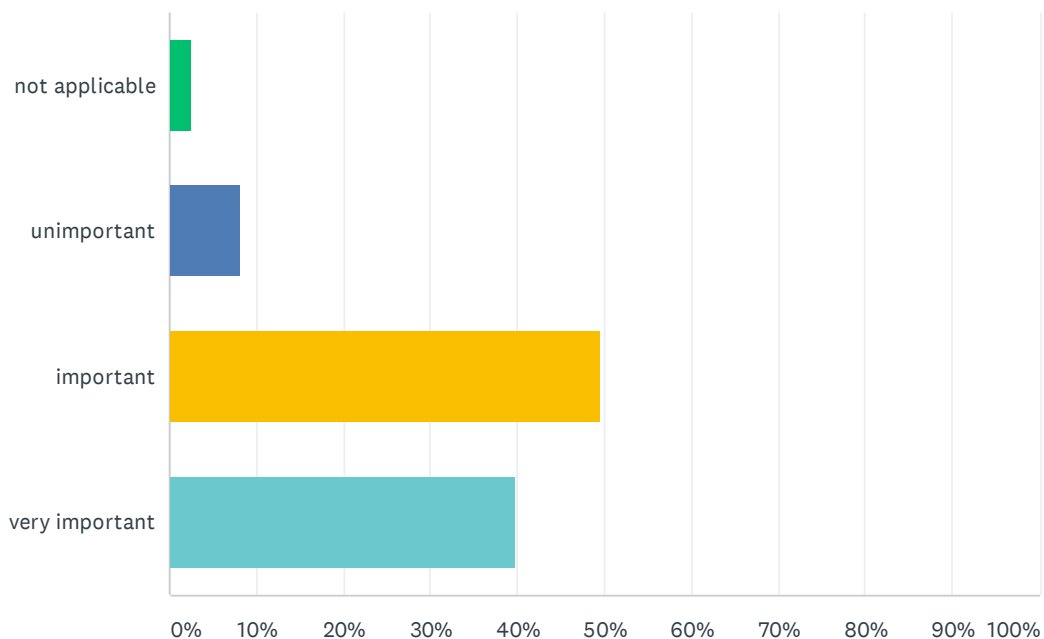
Answered: 123 Skipped: 0



ANSWER CHOICES	RESPONSES	
less than 1	25.20%	31
1-5	34.96%	43
6-10	17.07%	21
11-15	12.20%	15
16-20	5.69%	7
more than 20	4.88%	6
TOTAL		123

Q4 On the whole, how important do you feel the Library was to your success at UCSB?

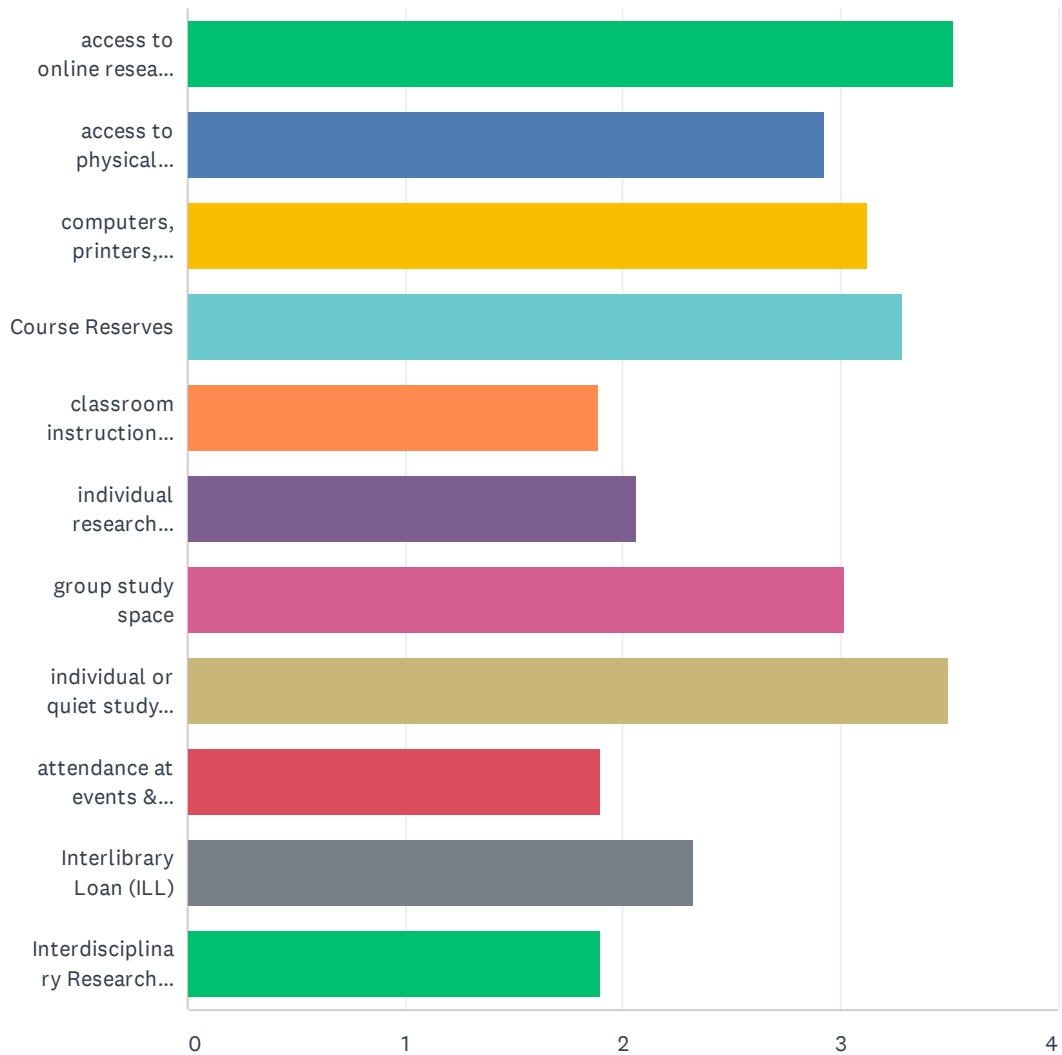
Answered: 123 Skipped: 0



ANSWER CHOICES	RESPONSES	
not applicable	2.44%	3
unimportant	8.13%	10
important	49.59%	61
very important	39.84%	49
TOTAL		123

Q5 How would you characterize the value of these Library services and programs to your success as a student at UCSB?

Answered: 123 Skipped: 0



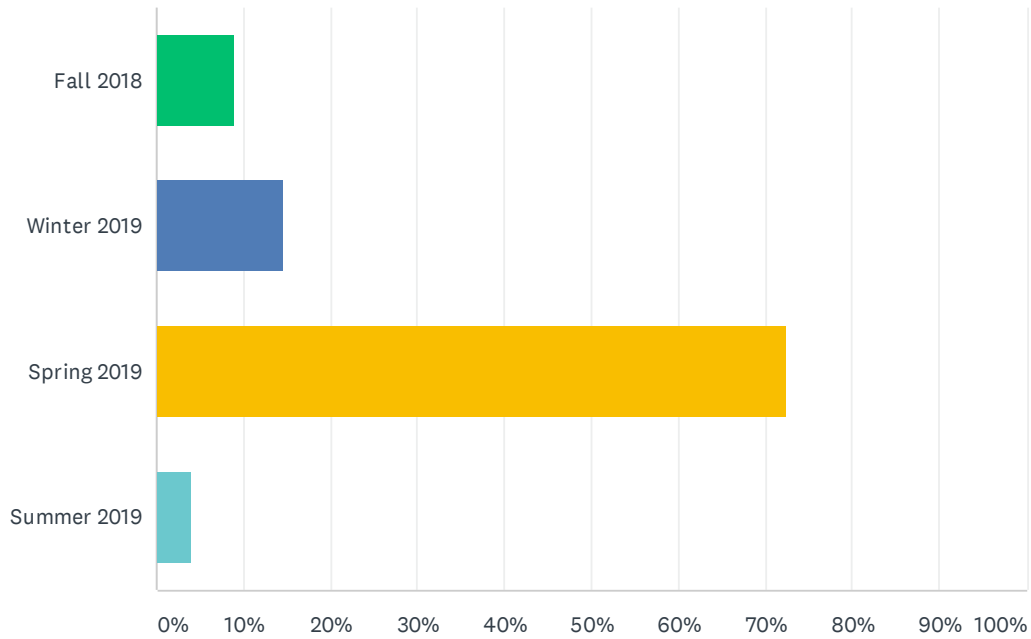
UCSB Library Survey - Graduating Students 2018-2019

	NOT APPLICABLE	UNIMPORTANT	IMPORTANT	VERY IMPORTANT	TOTAL	WEIGHTED AVERAGE
access to online research materials	3.25% 4	8.94% 11	20.33% 25	67.48% 83	123	3.52
access to physical research materials	8.94% 11	22.76% 28	34.15% 42	34.15% 42	123	2.93
computers, printers, scanners, wireless, Library laptops	9.76% 12	13.01% 16	31.71% 39	45.53% 56	123	3.13
Course Reserves	3.25% 4	18.70% 23	23.58% 29	54.47% 67	123	3.29
classroom instruction taught by a librarian	47.97% 59	22.76% 28	21.95% 27	7.32% 9	123	1.89
individual research assistance from a librarian	45.53% 56	17.07% 21	21.95% 27	15.45% 19	123	2.07
group study space	13.11% 16	12.30% 15	34.43% 42	40.16% 49	122	3.02
individual or quiet study space	4.07% 5	4.88% 6	27.64% 34	63.41% 78	123	3.50
attendance at events & exhibitions (including UCSB Reads program)	43.90% 54	30.08% 37	17.89% 22	8.13% 10	123	1.90
Interlibrary Loan (ILL)	39.02% 48	14.63% 18	21.14% 26	25.20% 31	123	2.33
Interdisciplinary Research Collaboratory	51.22% 63	21.14% 26	13.82% 17	13.82% 17	123	1.90

#	OTHER (PLEASE SPECIFY)	DATE
1	I went to the Transfer Student Center almost every weekday	6/3/2019 12:56 PM
2	Scanners are very important	5/15/2019 4:23 PM
3	egg chairs!	5/14/2019 3:04 PM

Q7 When did you graduate?

Answered: 123 Skipped: 0



ANSWER CHOICES	RESPONSES	
Fall 2018	8.94%	11
Winter 2019	14.63%	18
Spring 2019	72.36%	89
Summer 2019	4.07%	5
TOTAL		123