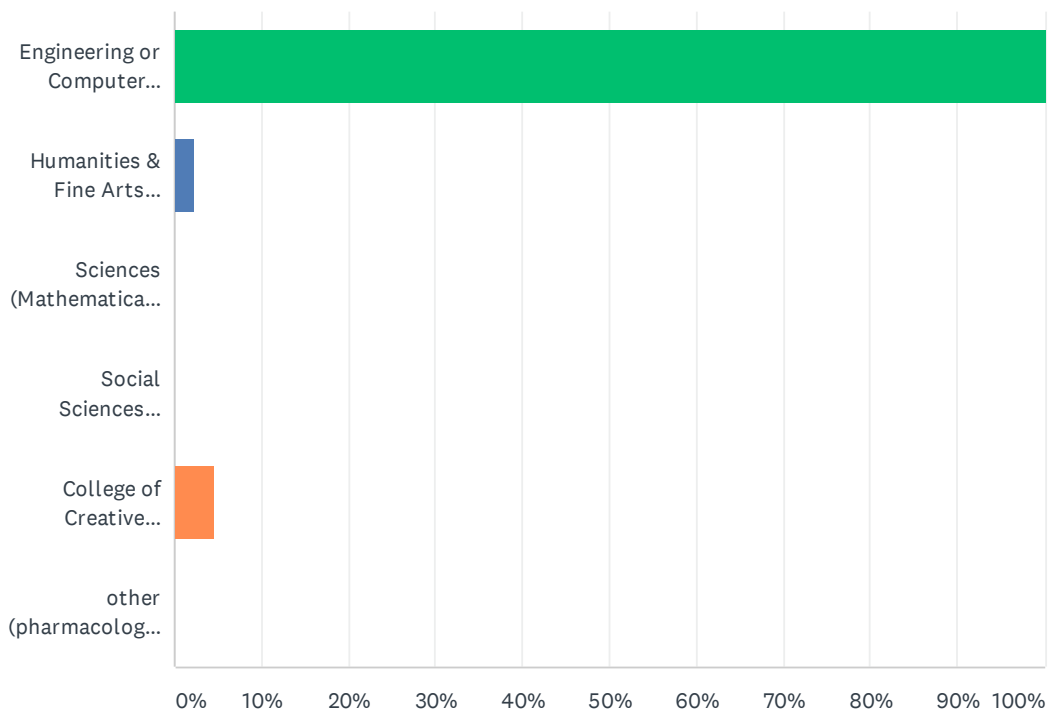


# Q1 Your major is in which of the following divisions? (check all that apply)

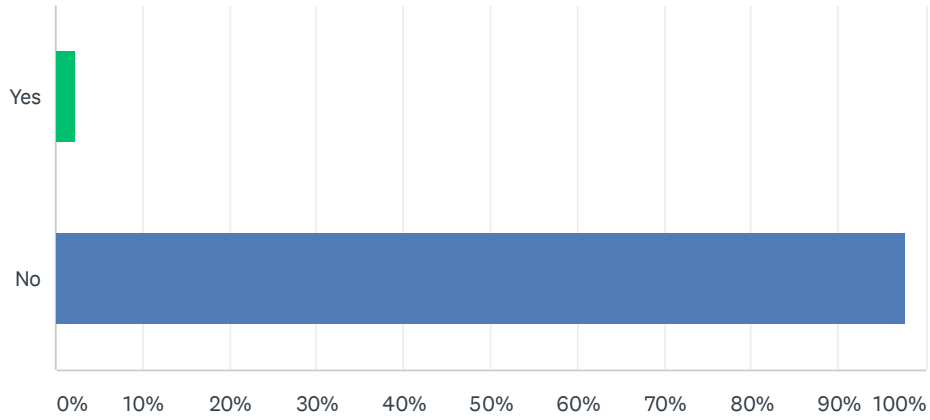
Answered: 43 Skipped: 0



ANSWER CHOICES	RESPONSES	
Engineering or Computer Science	100.00%	43
Humanities & Fine Arts (History, Film Studies, Philosophy, etc.)	2.33%	1
Sciences (Mathematical, Life, Physical)	0.00%	0
Social Sciences (Economics, Communication, Anthropology, etc.)	0.00%	0
College of Creative Studies	4.65%	2
other (pharmacology, actuarial science, etc.)	0.00%	0
Total Respondents: 43		

## Q2 Were you a transfer student?

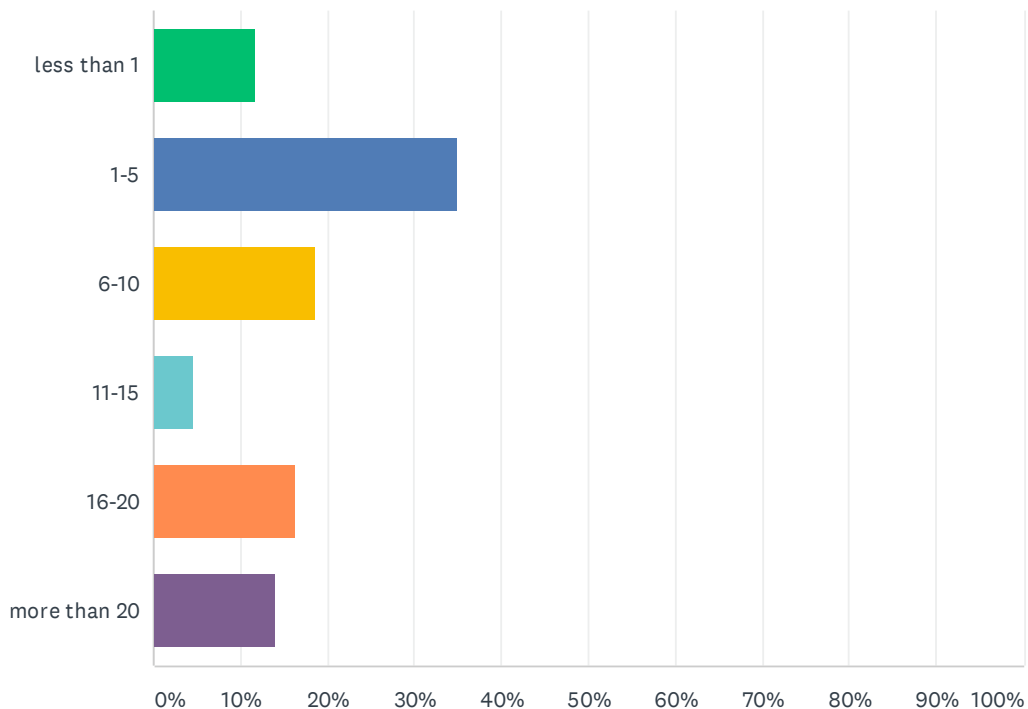
Answered: 43 Skipped: 0



ANSWER CHOICES	RESPONSES	
Yes	2.33%	1
No	97.67%	42
TOTAL		43

### Q3 On average, how many hours per week did you spend in the Library's physical spaces?

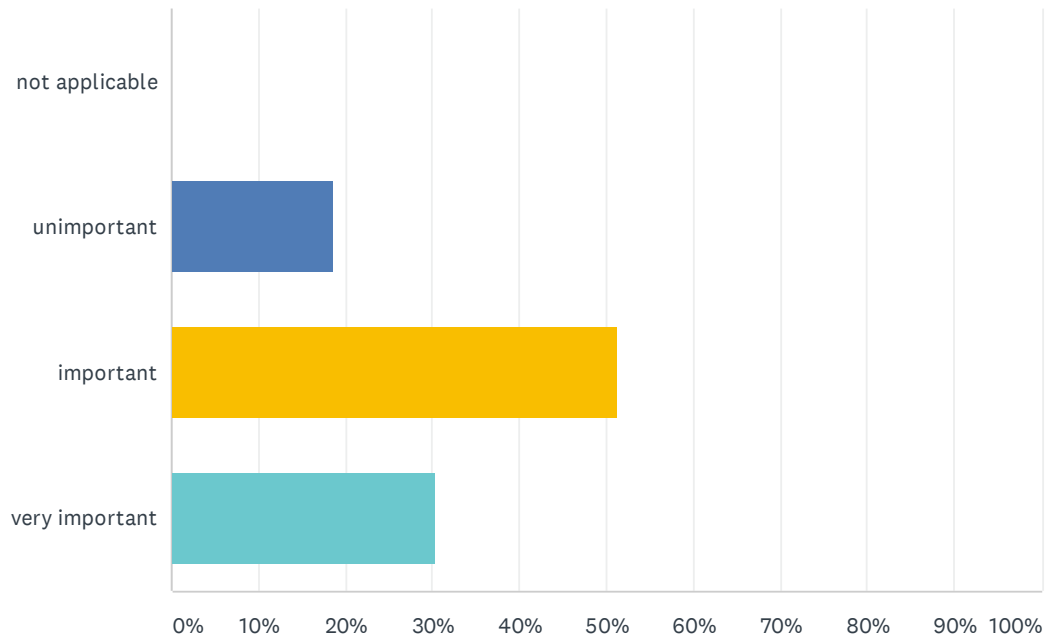
Answered: 43 Skipped: 0



ANSWER CHOICES	RESPONSES	
less than 1	11.63%	5
1-5	34.88%	15
6-10	18.60%	8
11-15	4.65%	2
16-20	16.28%	7
more than 20	13.95%	6
<b>TOTAL</b>		<b>43</b>

### Q4 On the whole, how important do you feel the Library was to your success at UCSB?

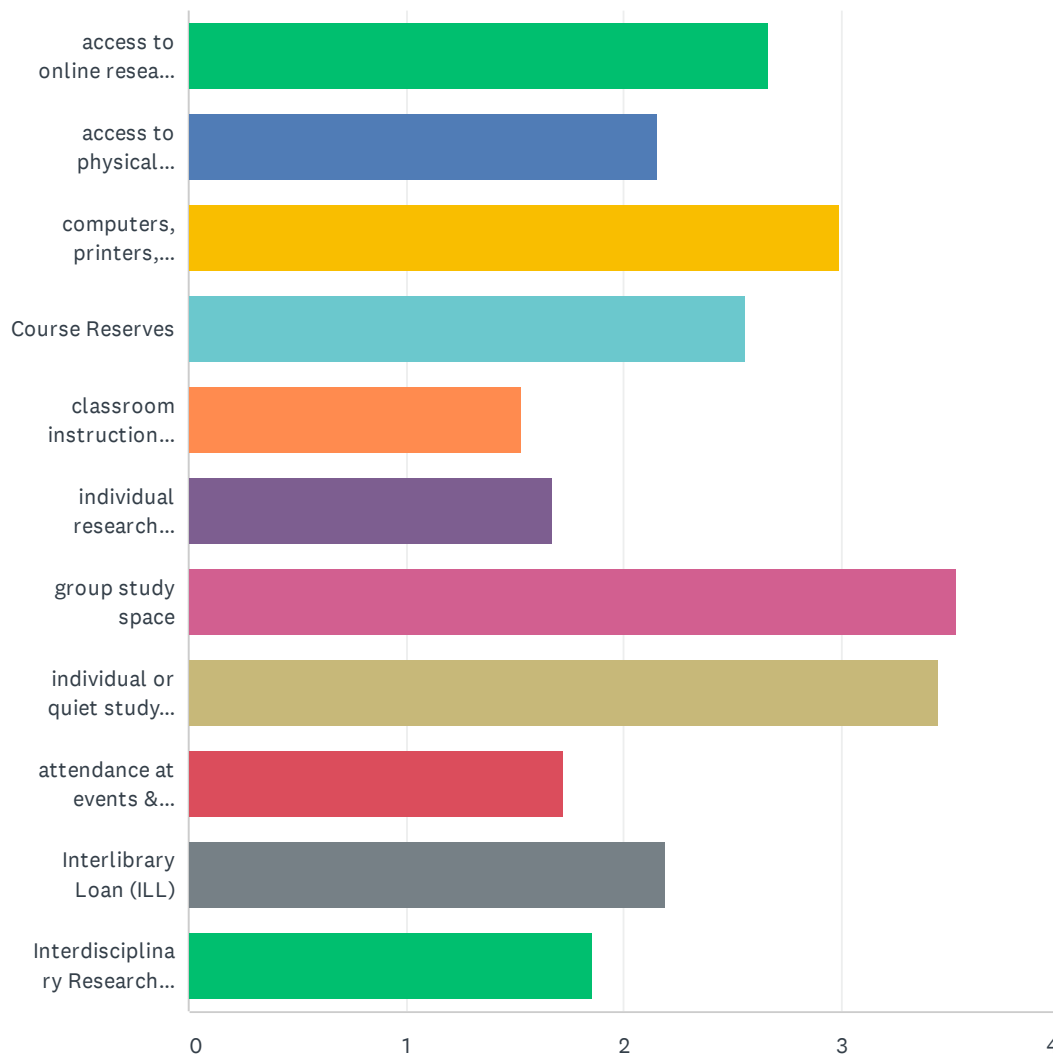
Answered: 43 Skipped: 0



ANSWER CHOICES	RESPONSES
not applicable	0.00% 0
unimportant	18.60% 8
important	51.16% 22
very important	30.23% 13
TOTAL	43

### Q5 How would you characterize the value of these Library services and programs to your success as a student at UCSB?

Answered: 43 Skipped: 0

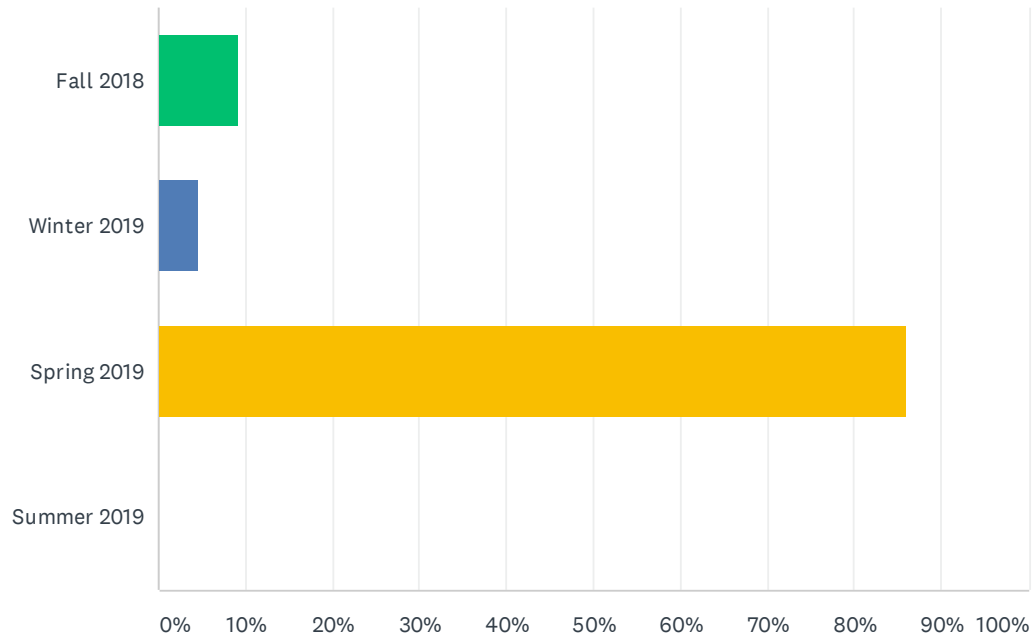


UCSB Library Survey - Graduating Students 2018-2019

	NOT APPLICABLE	UNIMPORTANT	IMPORTANT	VERY IMPORTANT	TOTAL	WEIGHTED AVERAGE
access to online research materials	20.93% 9	18.60% 8	32.56% 14	27.91% 12	43	2.67
access to physical research materials	25.58% 11	41.86% 18	23.26% 10	9.30% 4	43	2.16
computers, printers, scanners, wireless, Library laptops	2.33% 1	25.58% 11	41.86% 18	30.23% 13	43	3.00
Course Reserves	25.58% 11	23.26% 10	20.93% 9	30.23% 13	43	2.56
classroom instruction taught by a librarian	55.81% 24	37.21% 16	4.65% 2	2.33% 1	43	1.53
individual research assistance from a librarian	51.16% 22	32.56% 14	13.95% 6	2.33% 1	43	1.67
group study space	0.00% 0	4.65% 2	37.21% 16	58.14% 25	43	3.53
individual or quiet study space	4.76% 2	2.38% 1	35.71% 15	57.14% 24	42	3.45
attendance at events & exhibitions (including UCSB Reads program)	51.16% 22	30.23% 13	13.95% 6	4.65% 2	43	1.72
Interlibrary Loan (ILL)	41.86% 18	23.26% 10	9.30% 4	25.58% 11	43	2.19
Interdisciplinary Research Collaboratory	48.84% 21	30.23% 13	6.98% 3	13.95% 6	43	1.86

## Q7 When did you graduate?

Answered: 43 Skipped: 0



ANSWER CHOICES	RESPONSES
Fall 2018	9.30% 4
Winter 2019	4.65% 2
Spring 2019	86.05% 37
Summer 2019	0.00% 0
<b>TOTAL</b>	<b>43</b>