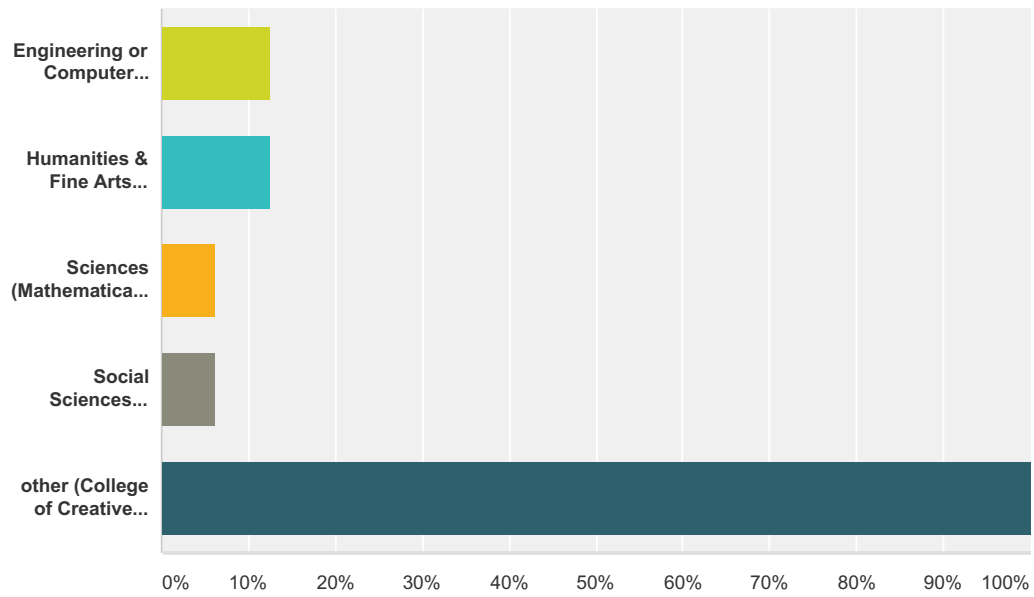


Q1 Your major is in which of the following divisions?

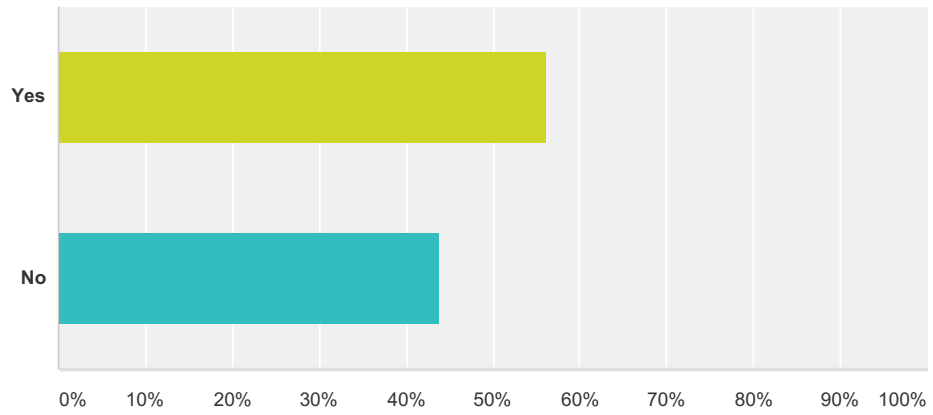
Answered: 16 Skipped: 0



Answer Choices	Responses
Engineering or Computer Science	12.50% 2
Humanities & Fine Arts (History, Film Studies, Philosophy, etc.)	12.50% 2
Sciences (Mathematical, Life, Physical)	6.25% 1
Social Sciences (Economics, Communication, Anthropology, etc.)	6.25% 1
other (College of Creative Studies, etc.)	100.00% 16
Total Respondents: 16	

Q2 Were you a transfer student?

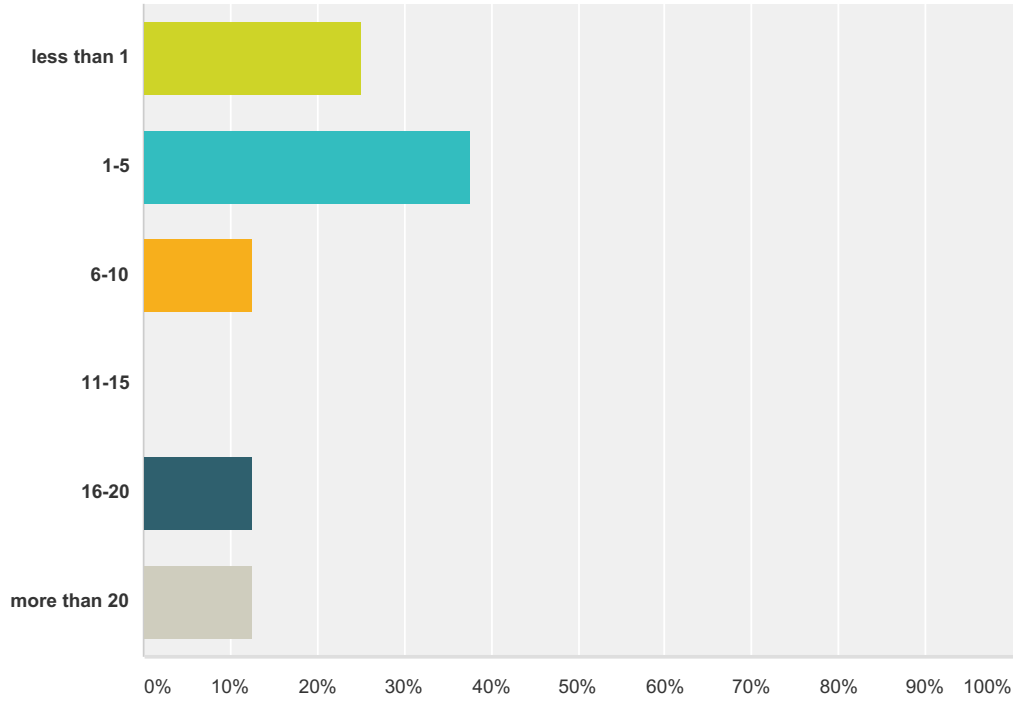
Answered: 16 Skipped: 0



Answer Choices	Responses	
Yes	56.25%	9
No	43.75%	7
Total		16

Q3 On average, how many hours per week did you spend in the Library's physical spaces?

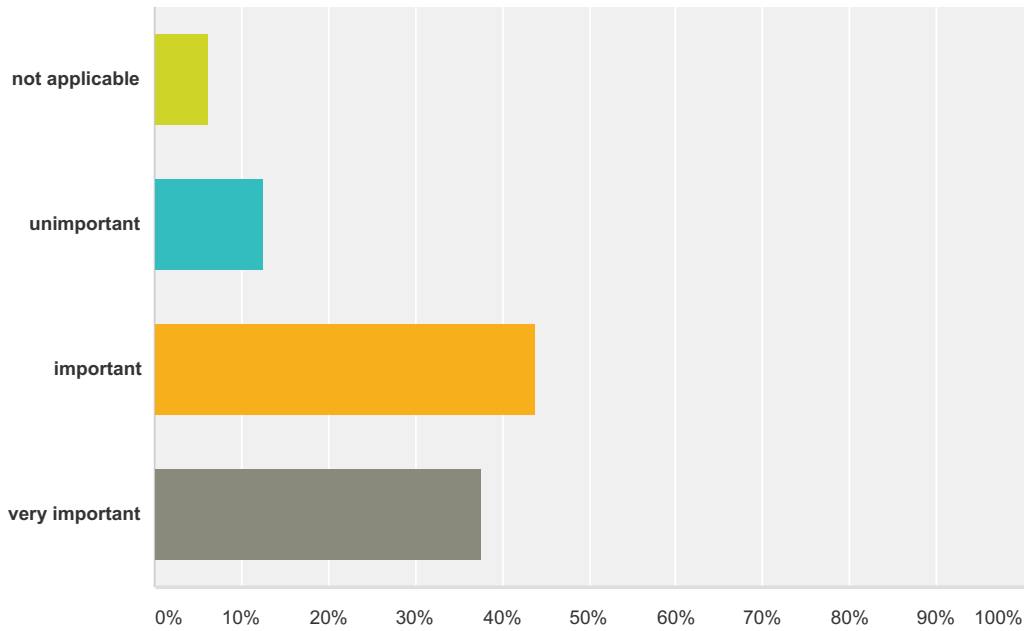
Answered: 16 Skipped: 0



Answer Choices	Responses	
less than 1	25.00%	4
1-5	37.50%	6
6-10	12.50%	2
11-15	0.00%	0
16-20	12.50%	2
more than 20	12.50%	2
Total		16

Q4 On the whole, how important do you feel the Library was to your success at UCSB?

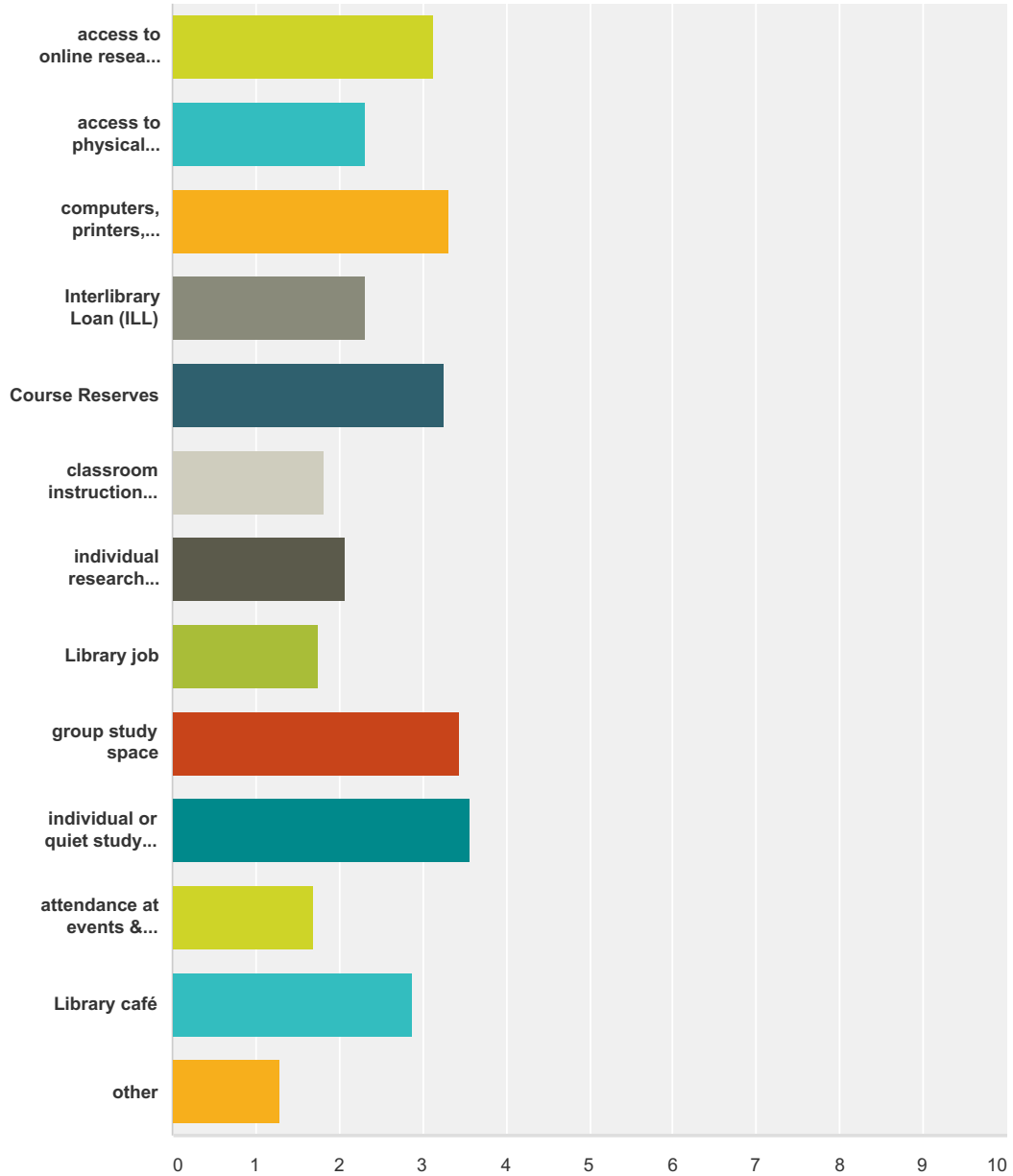
Answered: 16 Skipped: 0



Answer Choices	Responses	
not applicable	6.25%	1
unimportant	12.50%	2
important	43.75%	7
very important	37.50%	6
Total		16

Q5 How would you characterize the value of these Library services and programs to your success as a student at UCSB?

Answered: 16 Skipped: 0



	not applicable	unimportant	important	very important	Total	Weighted Average
access to online research materials	6.25% 1	18.75% 3	31.25% 5	43.75% 7	16	3.13
access to physical research materials	18.75% 3	43.75% 7	25.00% 4	12.50% 2	16	2.31
computers, printers, scanners, wireless, Library laptops	6.25% 1	6.25% 1	37.50% 6	50.00% 8	16	3.31

UCSB Library Survey - Graduating Students 2017

Interlibrary Loan (ILL)	37.50% 6	12.50% 2	31.25% 5	18.75% 3	16	2.31
Course Reserves	12.50% 2	6.25% 1	25.00% 4	56.25% 9	16	3.25
classroom instruction taught by a librarian	50.00% 8	25.00% 4	18.75% 3	6.25% 1	16	1.81
individual research assistance from a librarian	43.75% 7	18.75% 3	25.00% 4	12.50% 2	16	2.06
Library job	62.50% 10	6.25% 1	25.00% 4	6.25% 1	16	1.75
group study space	0.00% 0	12.50% 2	31.25% 5	56.25% 9	16	3.44
individual or quiet study space	6.25% 1	0.00% 0	25.00% 4	68.75% 11	16	3.56
attendance at events & exhibitions (including UCSB Reads program)	62.50% 10	12.50% 2	18.75% 3	6.25% 1	16	1.69
Library café	6.25% 1	25.00% 4	43.75% 7	25.00% 4	16	2.88
other	90.00% 9	0.00% 0	0.00% 0	10.00% 1	10	1.30