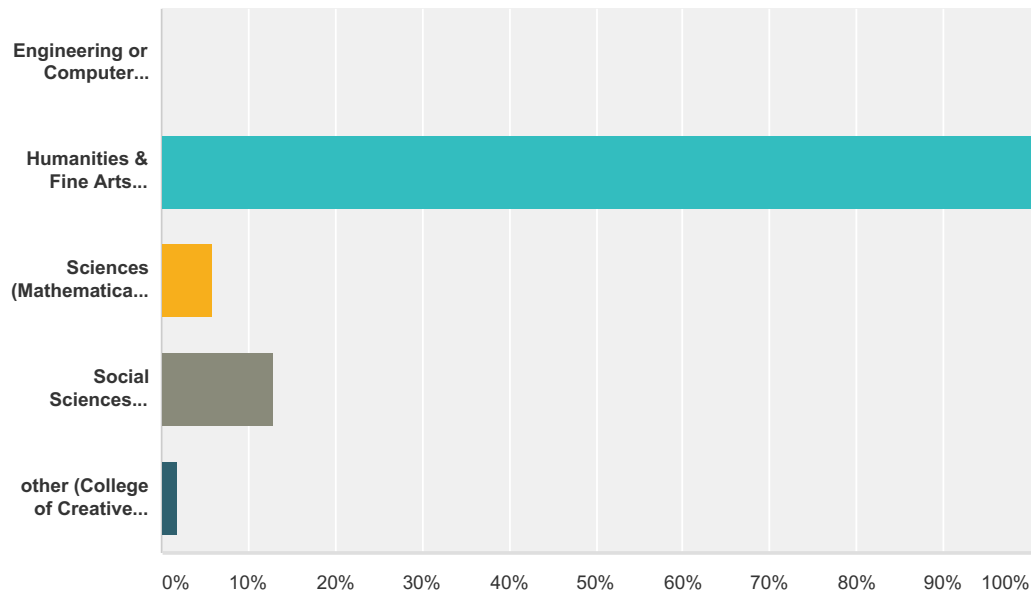


Q1 Your major is in which of the following divisions?

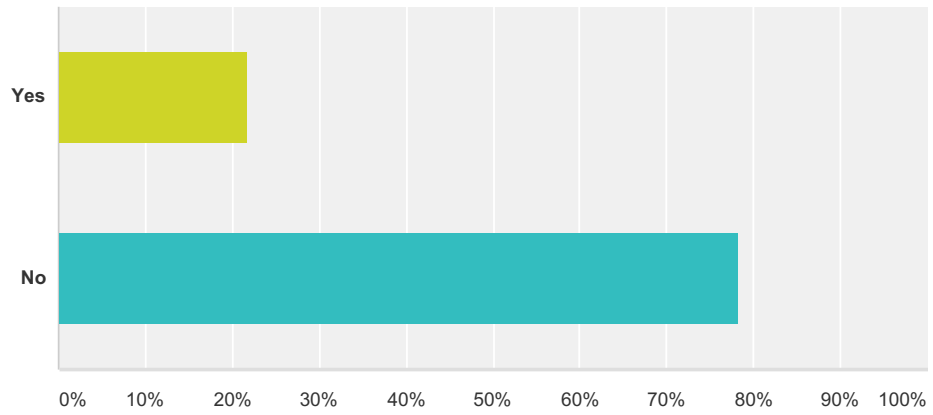
Answered: 101 Skipped: 0



Answer Choices	Responses
Engineering or Computer Science	0.00% 0
Humanities & Fine Arts (History, Film Studies, Philosophy, etc.)	100.00% 101
Sciences (Mathematical, Life, Physical)	5.94% 6
Social Sciences (Economics, Communication, Anthropology, etc.)	12.87% 13
other (College of Creative Studies, etc.)	1.98% 2
Total Respondents: 101	

Q2 Were you a transfer student?

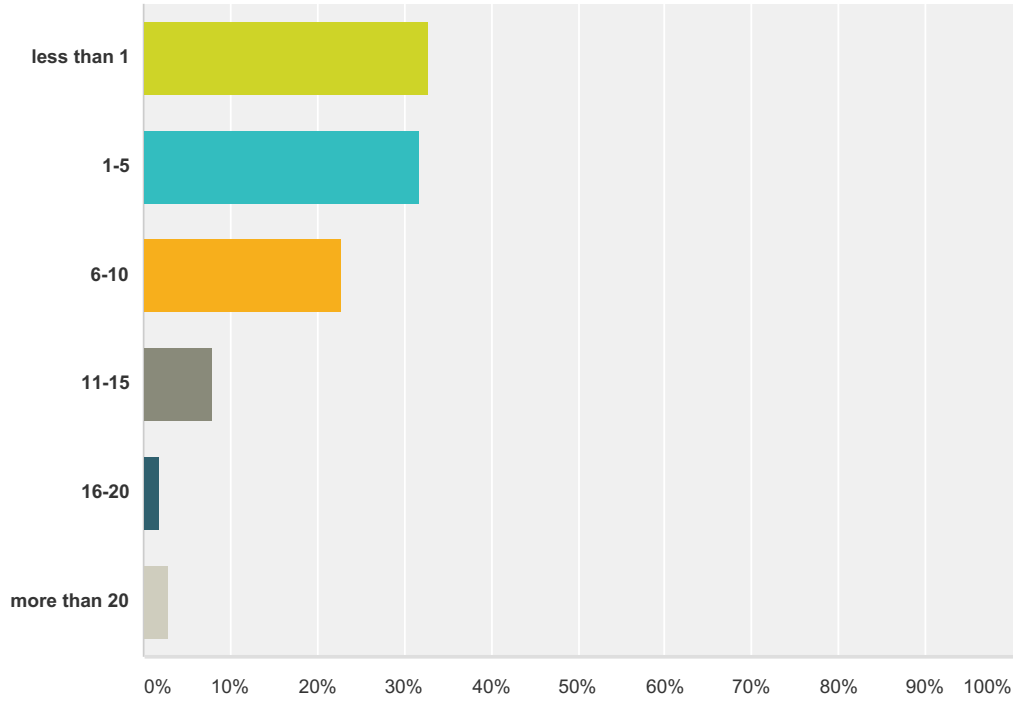
Answered: 101 Skipped: 0



Answer Choices	Responses	
Yes	21.78%	22
No	78.22%	79
Total		101

Q3 On average, how many hours per week did you spend in the Library's physical spaces?

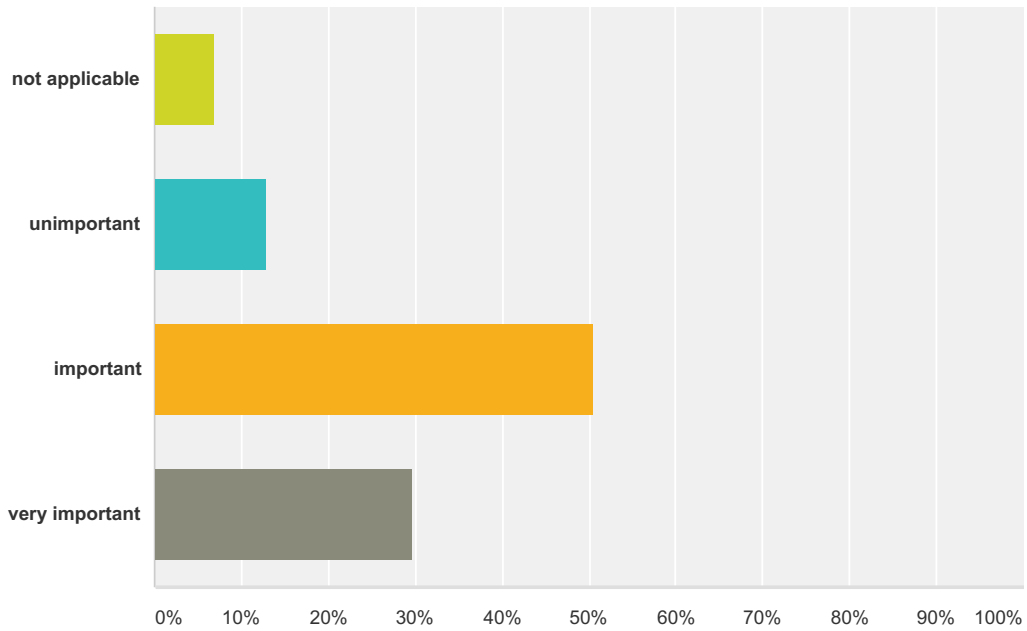
Answered: 101 Skipped: 0



Answer Choices	Responses
less than 1	32.67% 33
1-5	31.68% 32
6-10	22.77% 23
11-15	7.92% 8
16-20	1.98% 2
more than 20	2.97% 3
Total	101

Q4 On the whole, how important do you feel the Library was to your success at UCSB?

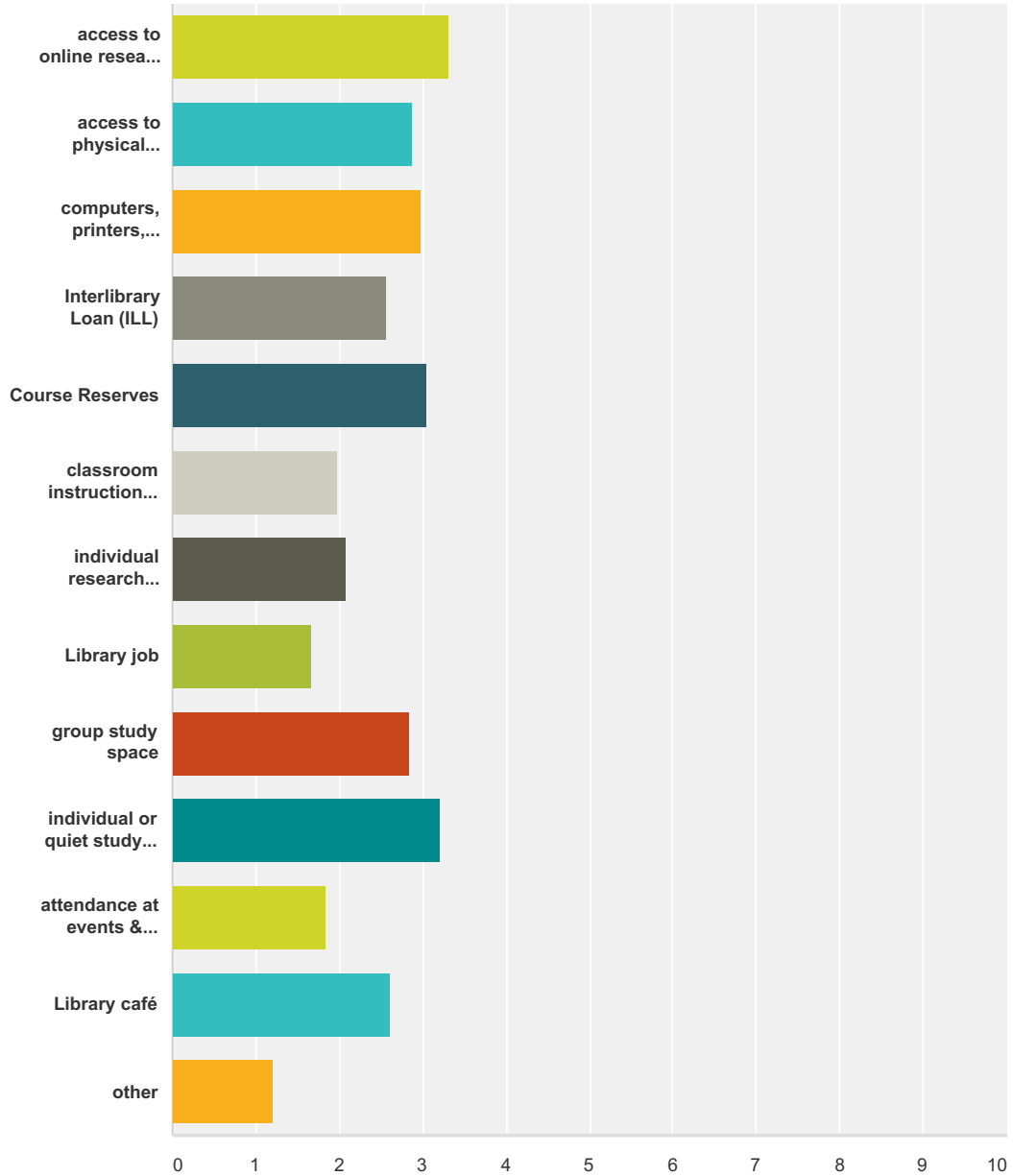
Answered: 101 Skipped: 0



Answer Choices	Responses	Count
not applicable	6.93%	7
unimportant	12.87%	13
important	50.50%	51
very important	29.70%	30
Total		101

Q5 How would you characterize the value of these Library services and programs to your success as a student at UCSB?

Answered: 101 Skipped: 0



	not applicable	unimportant	important	very important	Total	Weighted Average
access to online research materials	5.94% 6	4.95% 5	40.59% 41	48.51% 49	101	3.32
access to physical research materials	10.89% 11	18.81% 19	40.59% 41	29.70% 30	101	2.89
computers, printers, scanners, wireless, Library laptops	10.00% 10	17.00% 17	38.00% 38	35.00% 35	100	2.98

UCSB Library Survey - Graduating Students 2017

Interlibrary Loan (ILL)	30.00% 30	12.00% 12	30.00% 30	28.00% 28	100	2.56
Course Reserves	14.85% 15	5.94% 6	38.61% 39	40.59% 41	101	3.05
classroom instruction taught by a librarian	44.00% 44	23.00% 23	23.00% 23	10.00% 10	100	1.99
individual research assistance from a librarian	40.59% 41	20.79% 21	27.72% 28	10.89% 11	101	2.09
Library job	66.00% 66	13.00% 13	9.00% 9	12.00% 12	100	1.67
group study space	18.00% 18	11.00% 11	40.00% 40	31.00% 31	100	2.84
individual or quiet study space	8.00% 8	8.00% 8	39.00% 39	45.00% 45	100	3.21
attendance at events & exhibitions (including UCSB Reads program)	52.00% 52	18.00% 18	25.00% 25	5.00% 5	100	1.83
Library café	25.00% 25	12.00% 12	40.00% 40	23.00% 23	100	2.61
other	90.77% 59	3.08% 2	0.00% 0	6.15% 4	65	1.22