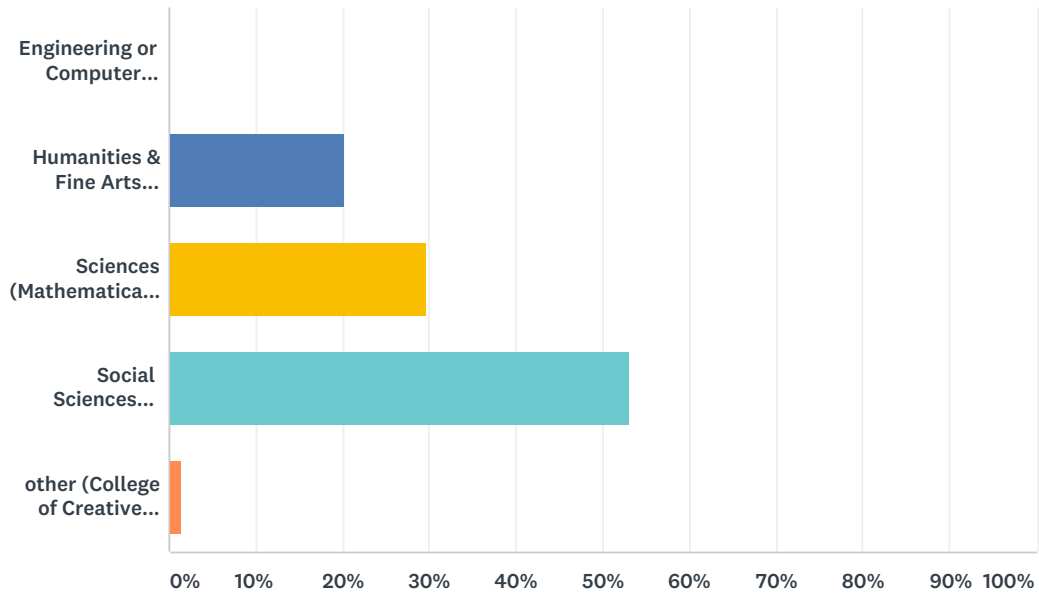


## Q1 Your major is in which of the following divisions?

Answered: 128 Skipped: 0

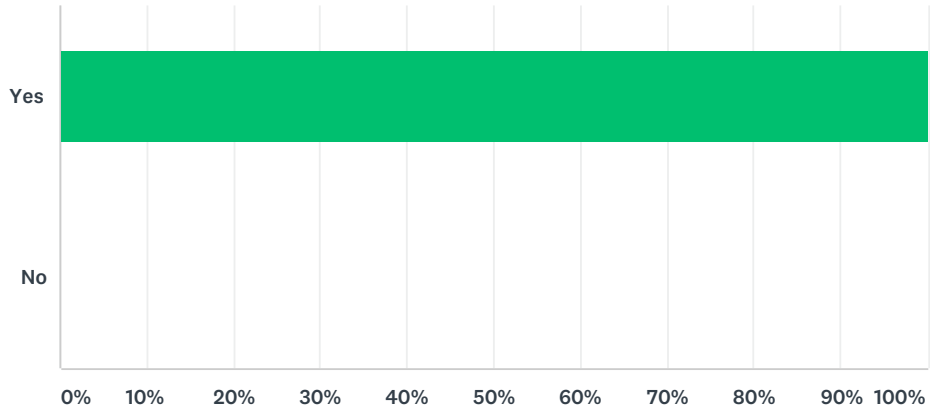


ANSWER CHOICES	RESPONSES	
Engineering or Computer Science	0.00%	0
Humanities & Fine Arts (History, Film Studies, Philosophy, etc.)	20.31%	26
Sciences (Mathematical, Life, Physical)	29.69%	38
Social Sciences (Economics, Communication, Anthropology, etc.)	53.13%	68
other (College of Creative Studies, etc.)	1.56%	2
Total Respondents: 128		

#	OTHER (PLEASE SPECIFY)	DATE
1	Environmental Studies	5/16/2018 4:48 PM
2	Black Studies	3/13/2018 11:10 AM
3	Econ/Acct & GEOG (GIS)	12/9/2017 9:20 PM
4	CCS Chemistry	12/8/2017 2:40 PM

## Q2 Were you a transfer student?

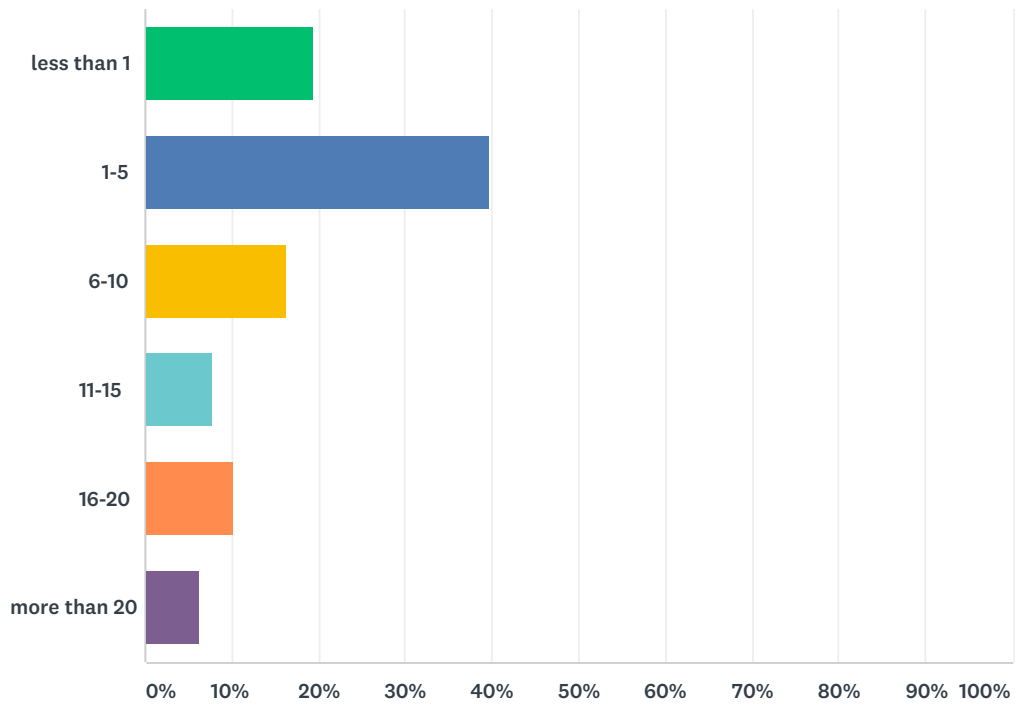
Answered: 128 Skipped: 0



ANSWER CHOICES	RESPONSES	
Yes	100.00%	128
No	0.00%	0
TOTAL		128

### Q3 On average, how many hours per week did you spend in the Library's physical spaces?

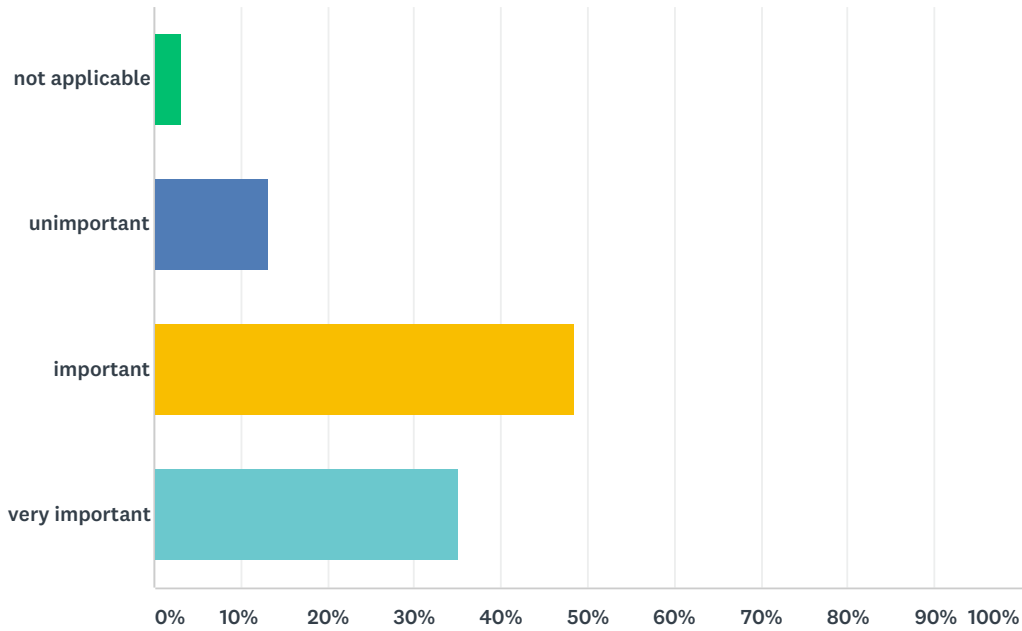
Answered: 128 Skipped: 0



ANSWER CHOICES	RESPONSES	
less than 1	19.53%	25
1-5	39.84%	51
6-10	16.41%	21
11-15	7.81%	10
16-20	10.16%	13
more than 20	6.25%	8
<b>TOTAL</b>		<b>128</b>

### Q4 On the whole, how important do you feel the Library was to your success at UCSB?

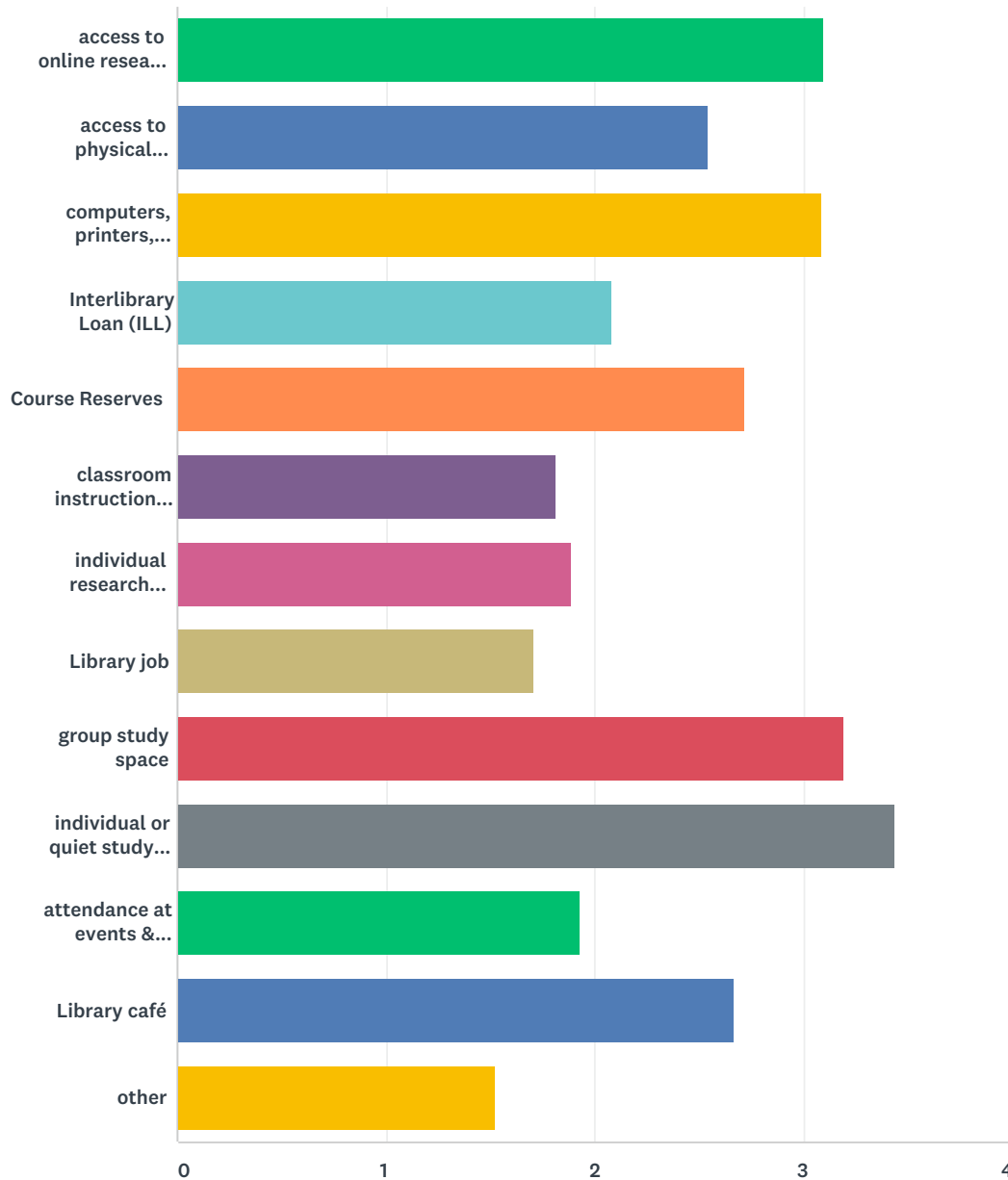
Answered: 128 Skipped: 0



ANSWER CHOICES	RESPONSES	
not applicable	3.13%	4
unimportant	13.28%	17
important	48.44%	62
very important	35.16%	45
TOTAL		128

### Q5 How would you characterize the value of these Library services and programs to your success as a student at UCSB?

Answered: 128 Skipped: 0



	NOT APPLICABLE	UNIMPORTANT	IMPORTANT	VERY IMPORTANT	TOTAL	WEIGHTED AVERAGE
access to online research materials	12.50% 16	7.81% 10	36.72% 47	42.97% 55	128	3.10
access to physical research materials	22.05% 28	24.41% 31	30.71% 39	22.83% 29	127	2.54
computers, printers, scanners, wireless, Library laptops	7.81% 10	12.50% 16	42.97% 55	36.72% 47	128	3.09

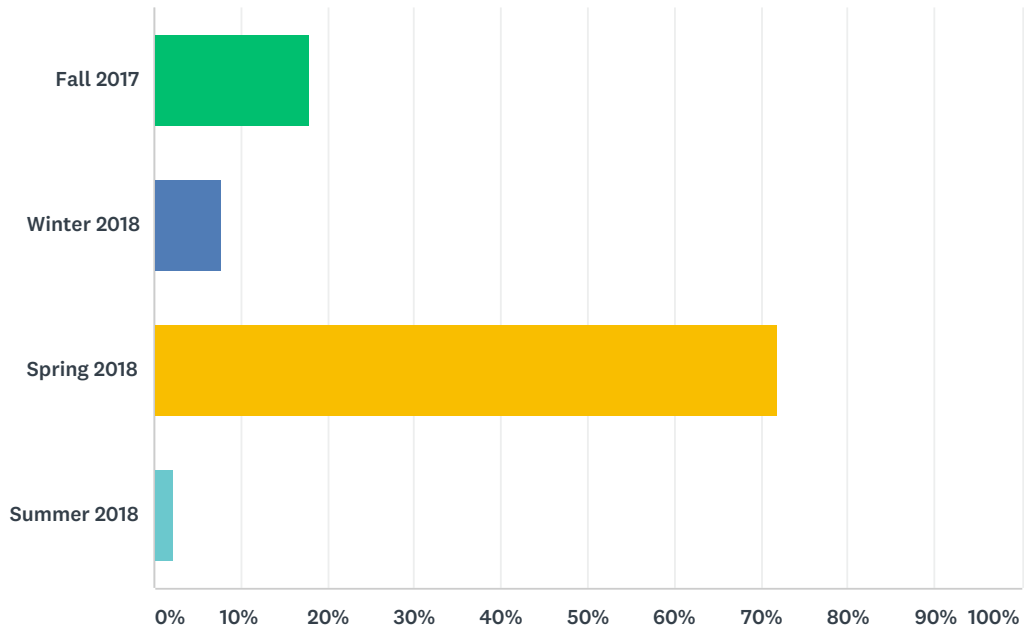
UCSB Library Survey - Graduating Students 2017-2018

Interlibrary Loan (ILL)	43.75% 56	19.53% 25	21.88% 28	14.84% 19	128	2.08
Course Reserves	21.26% 27	15.75% 20	32.28% 41	30.71% 39	127	2.72
classroom instruction taught by a librarian	50.00% 63	24.60% 31	19.05% 24	6.35% 8	126	1.82
individual research assistance from a librarian	50.78% 65	19.53% 25	19.53% 25	10.16% 13	128	1.89
Library job	60.63% 77	16.54% 21	14.17% 18	8.66% 11	127	1.71
group study space	10.24% 13	7.09% 9	34.65% 44	48.03% 61	127	3.20
individual or quiet study space	5.47% 7	5.47% 7	28.91% 37	60.16% 77	128	3.44
attendance at events & exhibitions (including UCSB Reads program)	45.67% 58	27.56% 35	14.96% 19	11.81% 15	127	1.93
Library café	20.47% 26	21.26% 27	29.13% 37	29.13% 37	127	2.67
other	73.42% 58	10.13% 8	7.59% 6	8.86% 7	79	1.52

#	OTHER (PLEASE SPECIFY)	DATE
1	Printer	5/17/2018 2:08 PM
2	Transfer Student Center	5/17/2018 12:50 PM
3	Dsp rooms	5/16/2018 11:54 PM
4	anything else it helped with	5/16/2018 4:57 PM
5	The Collaboratory!	5/16/2018 4:44 PM
6	Open 24/7	5/16/2018 4:43 PM

## Q7 When did you graduate?

Answered: 128 Skipped: 0



ANSWER CHOICES	RESPONSES	
Fall 2017	17.97%	23
Winter 2018	7.81%	10
Spring 2018	71.88%	92
Summer 2018	2.34%	3
TOTAL		128