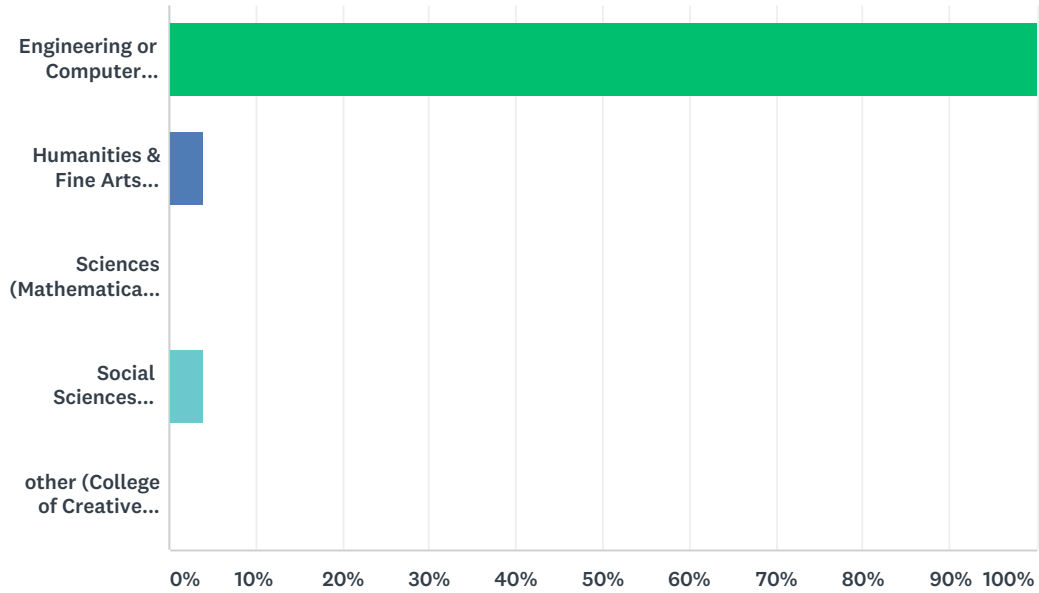


## Q1 Your major is in which of the following divisions?

Answered: 25 Skipped: 0

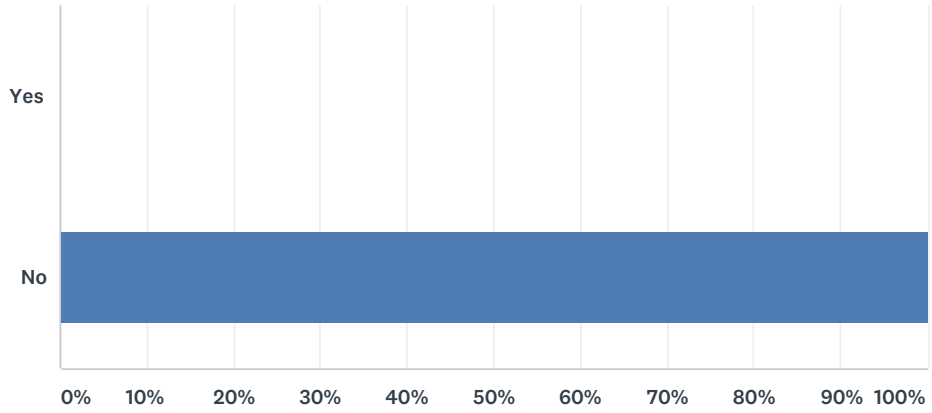


ANSWER CHOICES	RESPONSES	
Engineering or Computer Science	100.00%	25
Humanities & Fine Arts (History, Film Studies, Philosophy, etc.)	4.00%	1
Sciences (Mathematical, Life, Physical)	0.00%	0
Social Sciences (Economics, Communication, Anthropology, etc.)	4.00%	1
other (College of Creative Studies, etc.)	0.00%	0
Total Respondents: 25		

#	OTHER (PLEASE SPECIFY)	DATE
	There are no responses.	

## Q2 Were you a transfer student?

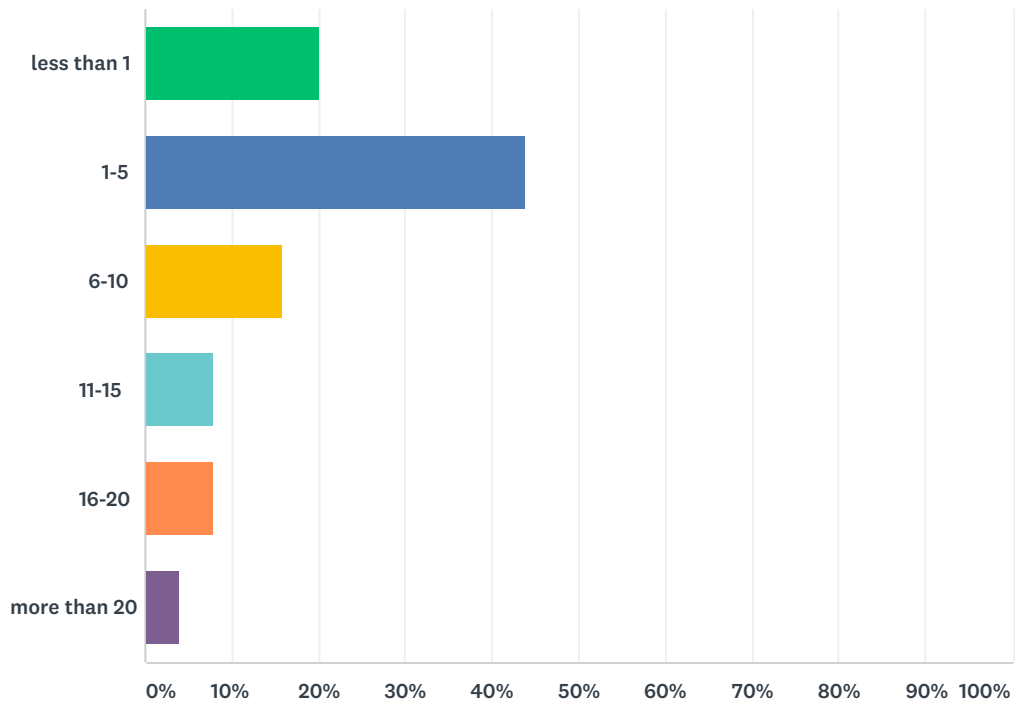
Answered: 25 Skipped: 0



ANSWER CHOICES	RESPONSES	
Yes	0.00%	0
No	100.00%	25
TOTAL		25

### Q3 On average, how many hours per week did you spend in the Library's physical spaces?

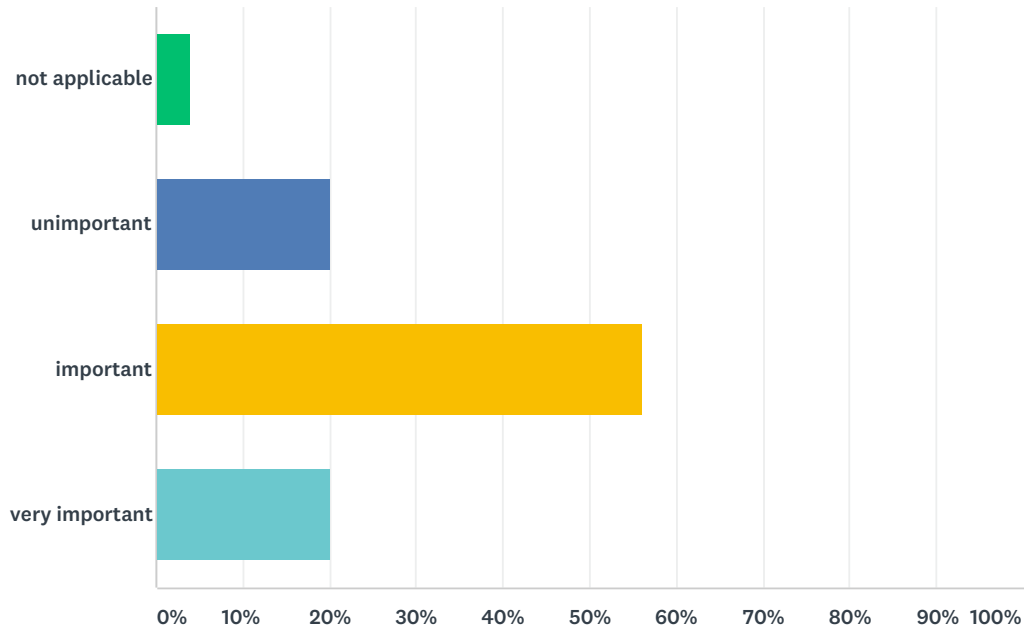
Answered: 25 Skipped: 0



ANSWER CHOICES	RESPONSES	
less than 1	20.00%	5
1-5	44.00%	11
6-10	16.00%	4
11-15	8.00%	2
16-20	8.00%	2
more than 20	4.00%	1
<b>TOTAL</b>		<b>25</b>

### Q4 On the whole, how important do you feel the Library was to your success at UCSB?

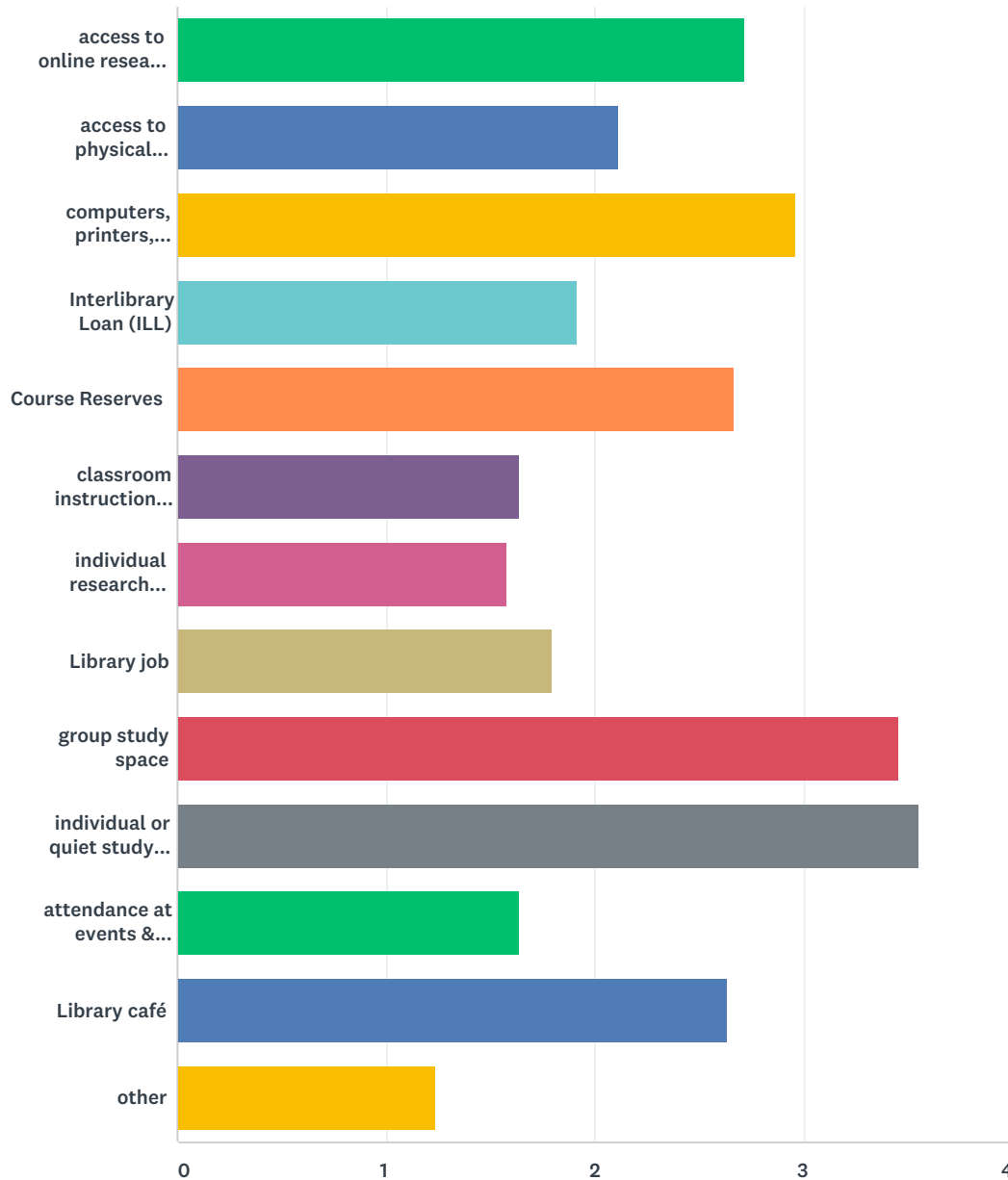
Answered: 25 Skipped: 0



ANSWER CHOICES	RESPONSES	
not applicable	4.00%	1
unimportant	20.00%	5
important	56.00%	14
very important	20.00%	5
<b>TOTAL</b>		<b>25</b>

### Q5 How would you characterize the value of these Library services and programs to your success as a student at UCSB?

Answered: 25 Skipped: 0



	NOT APPLICABLE	UNIMPORTANT	IMPORTANT	VERY IMPORTANT	TOTAL	WEIGHTED AVERAGE
access to online research materials	16.00% 4	20.00% 5	40.00% 10	24.00% 6	25	2.72
access to physical research materials	28.00% 7	36.00% 9	32.00% 8	4.00% 1	25	2.12
computers, printers, scanners, wireless, Library laptops	8.00% 2	24.00% 6	32.00% 8	36.00% 9	25	2.96

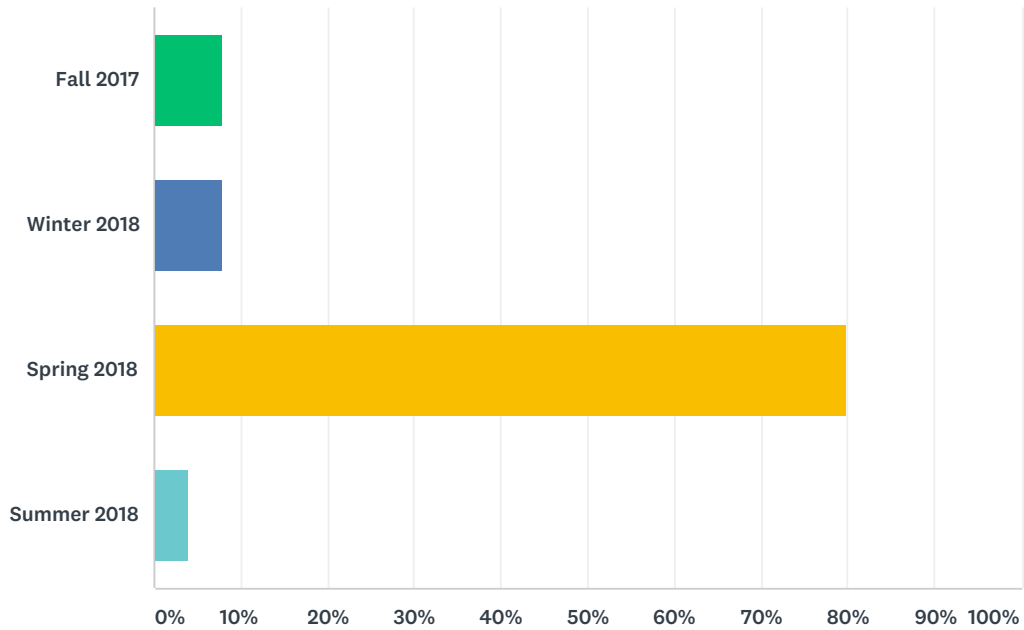
UCSB Library Survey - Graduating Students 2017-2018

Interlibrary Loan (ILL)	44.00% 11	24.00% 6	28.00% 7	4.00% 1	25	1.92
Course Reserves	20.83% 5	16.67% 4	37.50% 9	25.00% 6	24	2.67
classroom instruction taught by a librarian	56.00% 14	24.00% 6	20.00% 5	0.00% 0	25	1.64
individual research assistance from a librarian	62.50% 15	20.83% 5	12.50% 3	4.17% 1	24	1.58
Library job	56.00% 14	12.00% 3	28.00% 7	4.00% 1	25	1.80
group study space	0.00% 0	12.50% 3	29.17% 7	58.33% 14	24	3.46
individual or quiet study space	0.00% 0	8.00% 2	28.00% 7	64.00% 16	25	3.56
attendance at events & exhibitions (including UCSB Reads program)	56.00% 14	24.00% 6	20.00% 5	0.00% 0	25	1.64
Library café	12.00% 3	28.00% 7	44.00% 11	16.00% 4	25	2.64
other	88.24% 15	5.88% 1	0.00% 0	5.88% 1	17	1.24

#	OTHER (PLEASE SPECIFY)	DATE
1	being open 24/7 and having internet, and a warm roof over my head.	3/13/2018 10:49 AM

## Q7 When did you graduate?

Answered: 25 Skipped: 0



ANSWER CHOICES	RESPONSES	
Fall 2017	8.00%	2
Winter 2018	8.00%	2
Spring 2018	80.00%	20
Summer 2018	4.00%	1
TOTAL		25