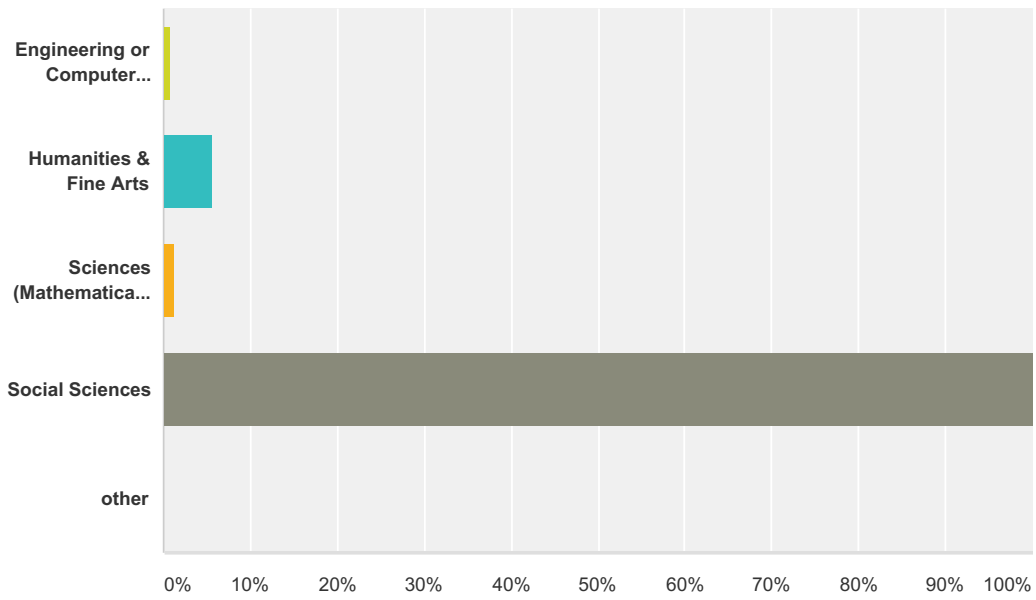


Q1 Your major is in which of the following divisions?

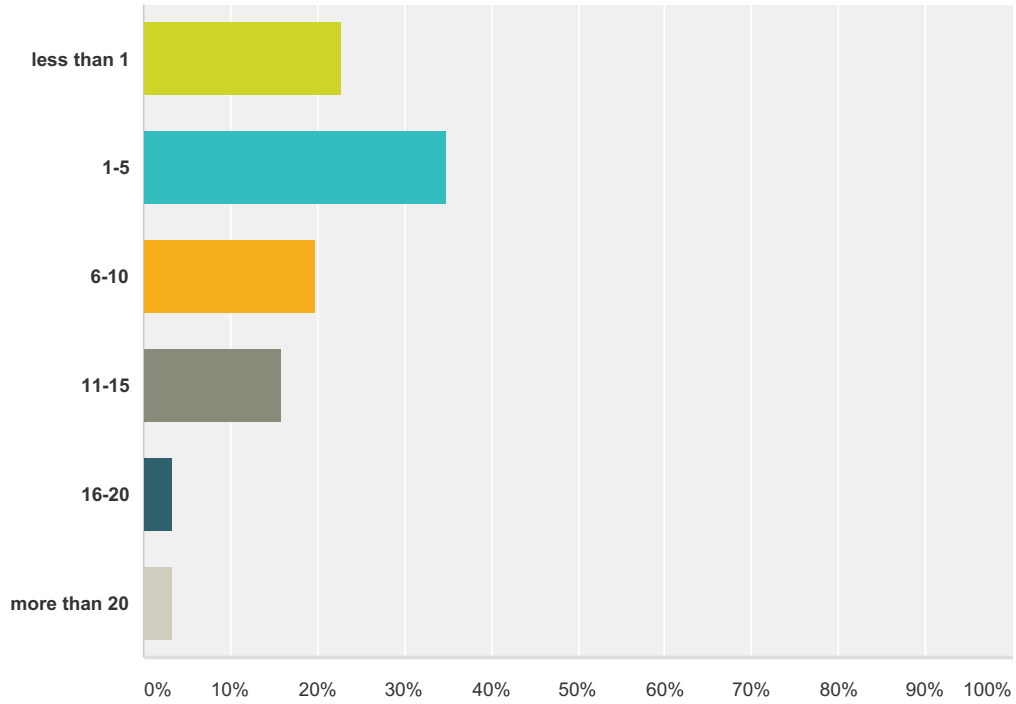
Answered: 246 Skipped: 0



Answer Choices	Responses
Engineering or Computer Science	0.81% 2
Humanities & Fine Arts	5.69% 14
Sciences (Mathematical, Life, & Physical)	1.22% 3
Social Sciences	100.00% 246
other	0.00% 0
Total Respondents: 246	

Q2 On average, how many hours per week did you spend in the Library's physical spaces?

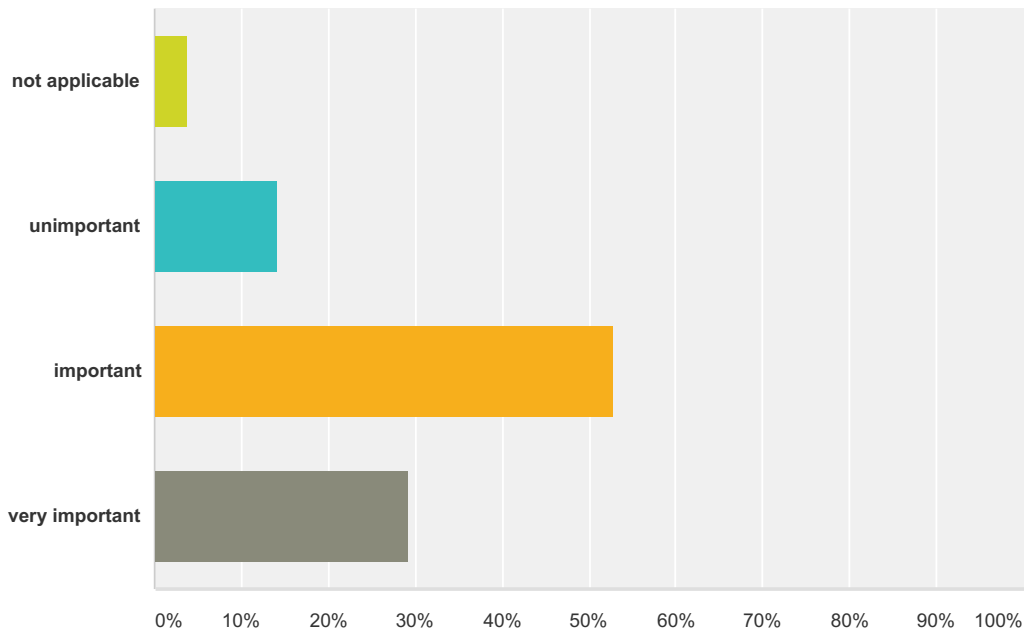
Answered: 246 Skipped: 0



Answer Choices	Responses	
less than 1	22.76%	56
1-5	34.96%	86
6-10	19.92%	49
11-15	15.85%	39
16-20	3.25%	8
more than 20	3.25%	8
Total		246

Q3 On the whole, how important do you feel the Library was to your success at UCSB?

Answered: 246 Skipped: 0



Answer Choices	Responses
not applicable	3.66% 9
unimportant	14.23% 35
important	52.85% 130
very important	29.27% 72
Total	246

Q4 How would you characterize the value of these Library services and programs to your success as a student at UCSB?

Answered: 246 Skipped: 0

	not applicable	unimportant	important	very important	Total	Weighted Average
access to online research materials	5% 12	8% 19	35% 85	53% 129	245	3.35
access to physical research materials	14% 35	29% 70	36% 89	21% 51	245	2.64
computers, printers, scanners, wireless, Library laptops	10% 25	12% 29	36% 88	42% 103	245	3.10
Interlibrary Loan (ILL)	34% 84	16% 40	23% 57	26% 65	246	2.42
Course Reserves	11% 28	10% 24	31% 75	48% 118	245	3.16
Library instruction	35% 86	28% 70	27% 67	9% 23	246	2.11
research assistance	30% 73	20% 48	39% 96	12% 29	246	2.33
Library job	56% 138	16% 40	15% 38	12% 30	246	1.84
group study space	9% 22	13% 31	41% 101	37% 91	245	3.07
individual or quiet study space	4% 9	5% 13	33% 80	59% 144	246	3.46
attendance at events & exhibitions	44% 108	35% 85	14% 35	7% 18	246	1.85
Library café	13% 33	14% 34	38% 94	35% 85	246	2.94
UCSB Reads program	49% 119	24% 58	20% 48	8% 19	244	1.86
other	80% 114	7% 10	6% 8	8% 11	143	1.41