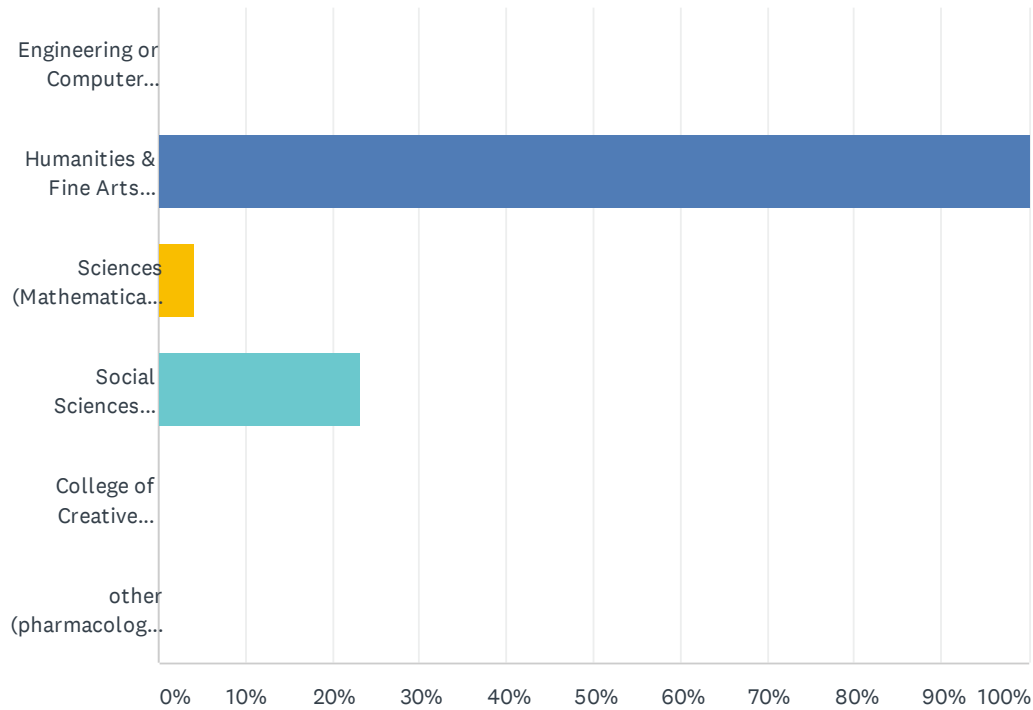


Q1 Your major is in which of the following divisions? (check all that apply)

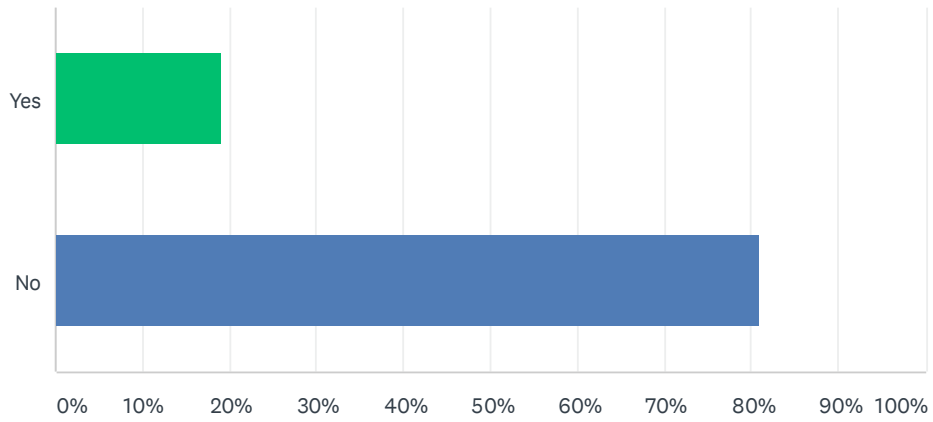
Answered: 95 Skipped: 0



ANSWER CHOICES	RESPONSES	
Engineering or Computer Science	0.00%	0
Humanities & Fine Arts (History, Film Studies, Philosophy, etc.)	100.00%	95
Sciences (Mathematical, Life, Physical)	4.21%	4
Social Sciences (Economics, Communication, Anthropology, etc.)	23.16%	22
College of Creative Studies	0.00%	0
other (pharmacology, actuarial science, etc.)	0.00%	0
Total Respondents: 95		

Q2 Were you a transfer student?

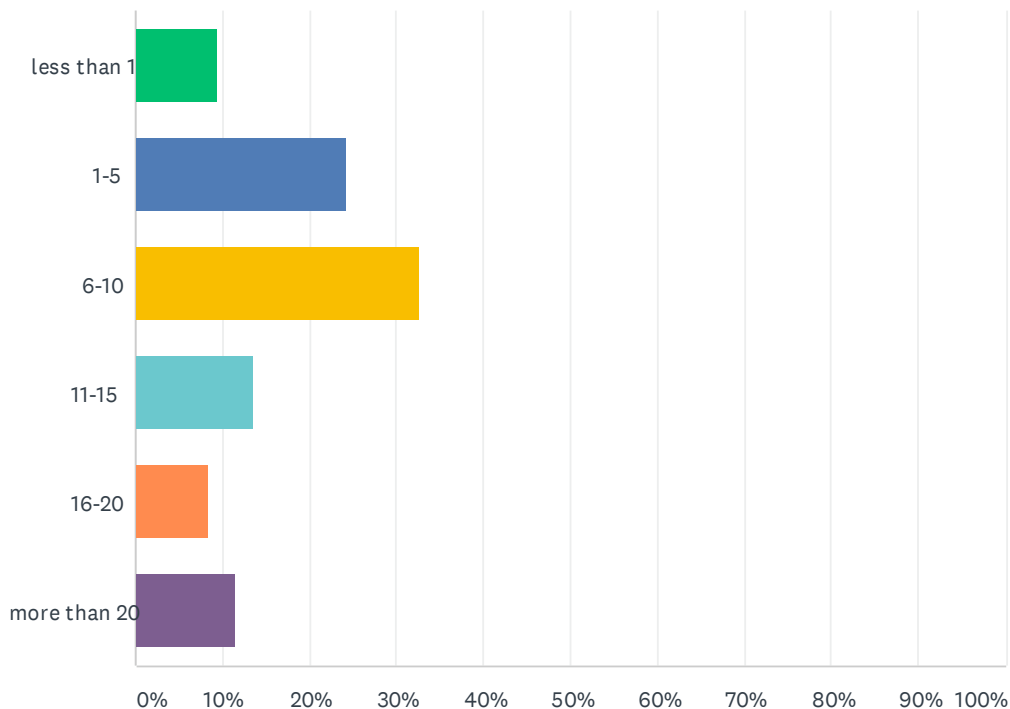
Answered: 95 Skipped: 0



ANSWER CHOICES	RESPONSES	
Yes	18.95%	18
No	81.05%	77
TOTAL		95

Q3 On average, how many hours per week did you spend in the Library's physical spaces?

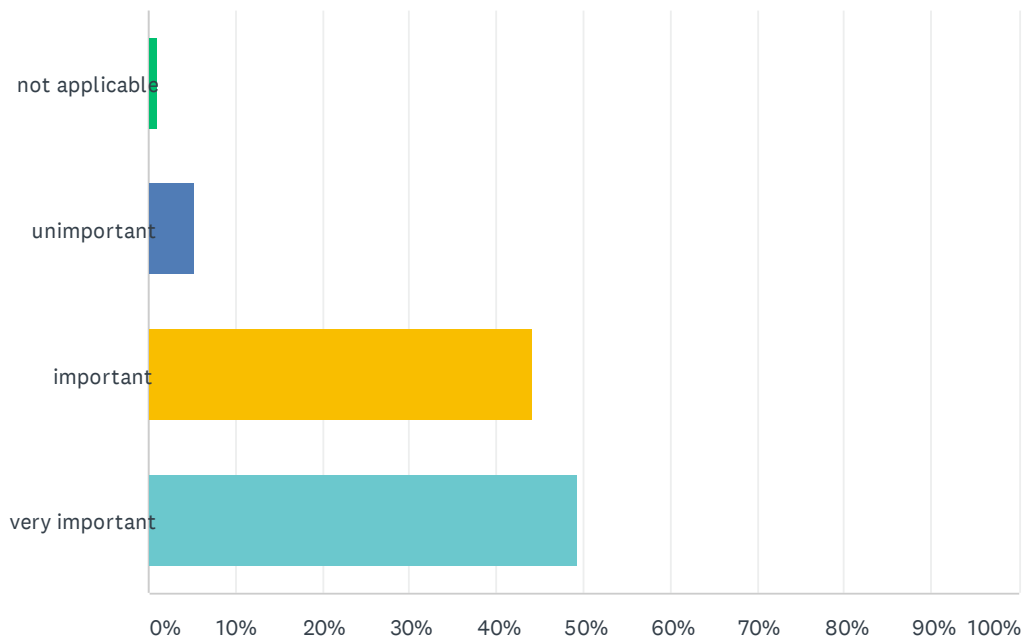
Answered: 95 Skipped: 0



ANSWER CHOICES	RESPONSES	
less than 1	9.47%	9
1-5	24.21%	23
6-10	32.63%	31
11-15	13.68%	13
16-20	8.42%	8
more than 20	11.58%	11
TOTAL		95

Q4 On the whole, how important do you feel the Library was to your success at UCSB?

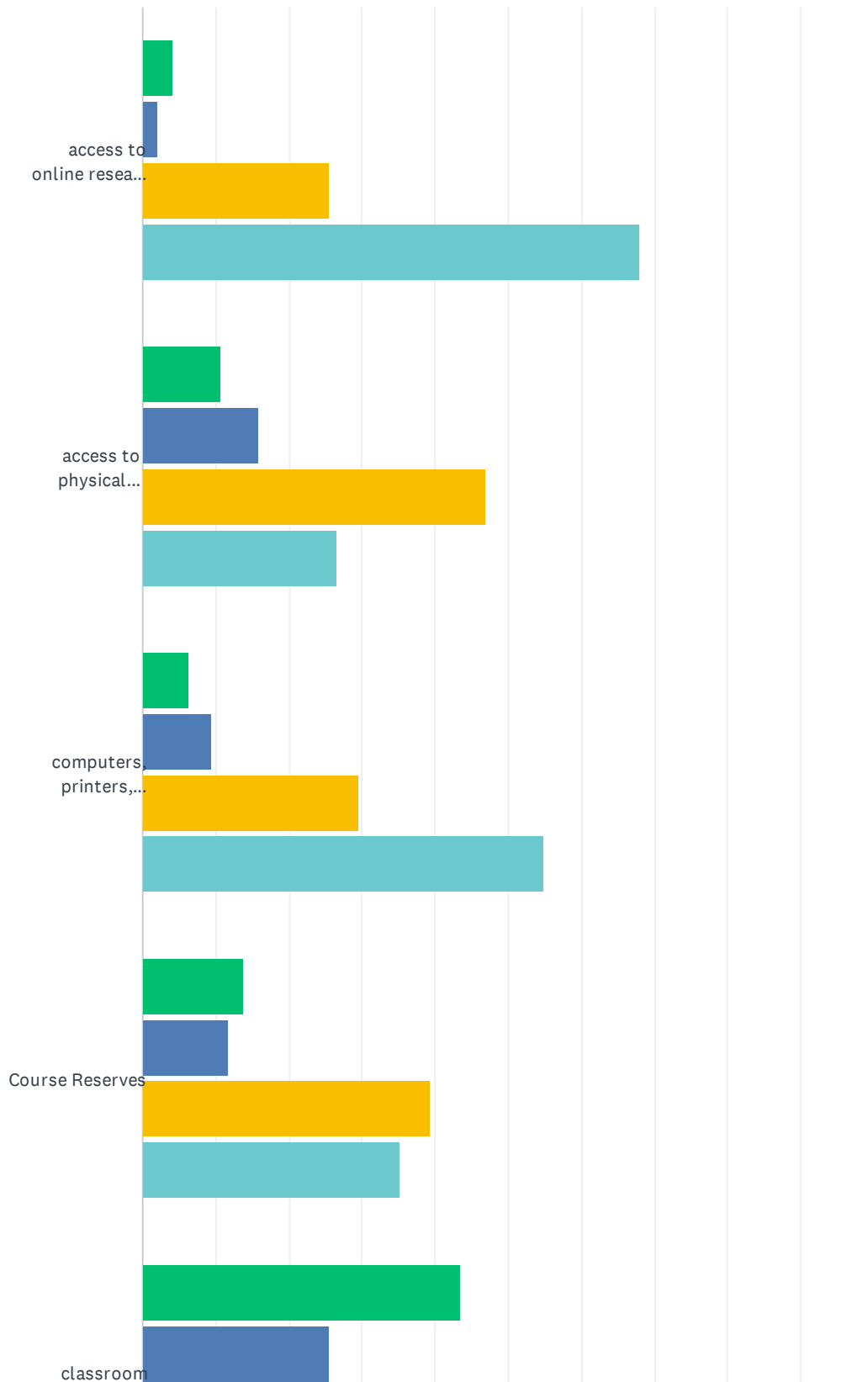
Answered: 95 Skipped: 0



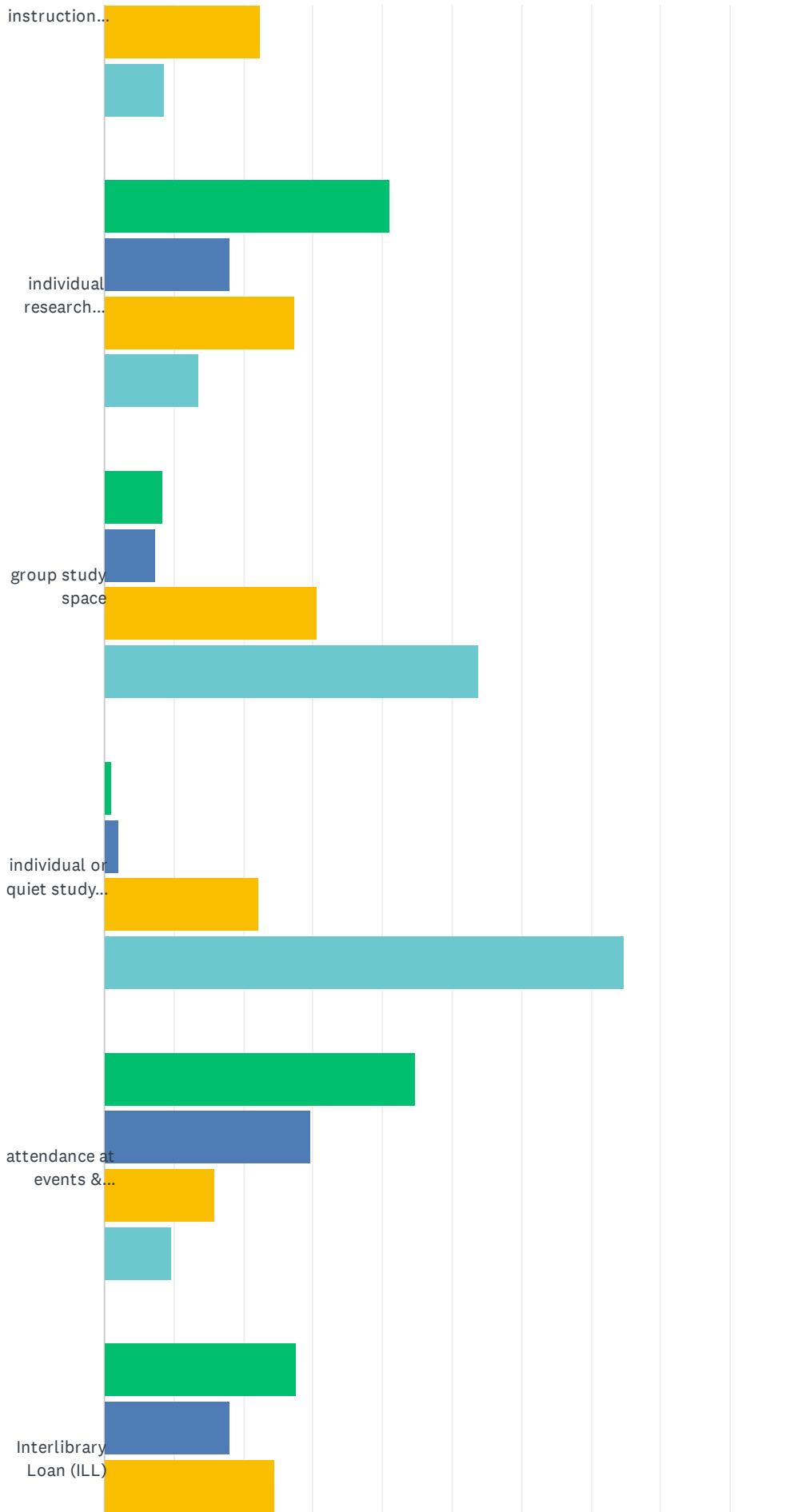
ANSWER CHOICES	RESPONSES	
not applicable	1.05%	1
unimportant	5.26%	5
important	44.21%	42
very important	49.47%	47
TOTAL		95

Q5 How would you characterize the value of these Library services and programs to your success as a student at UCSB?

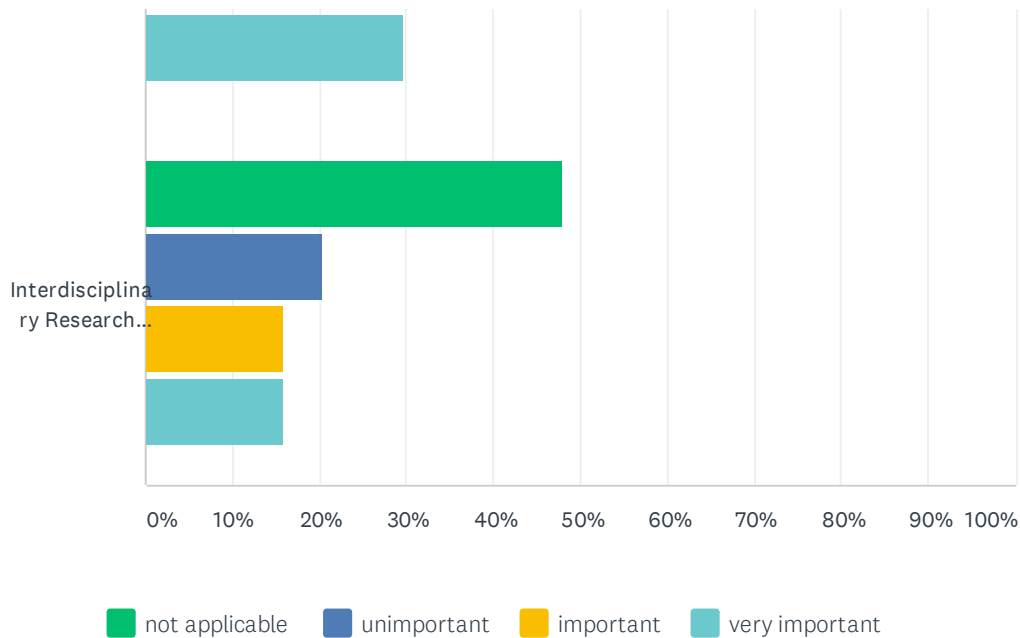
Answered: 95 Skipped: 0



UCSB Library Survey - Graduating Students 2020-2021



UCSB Library Survey - Graduating Students 2020-2021

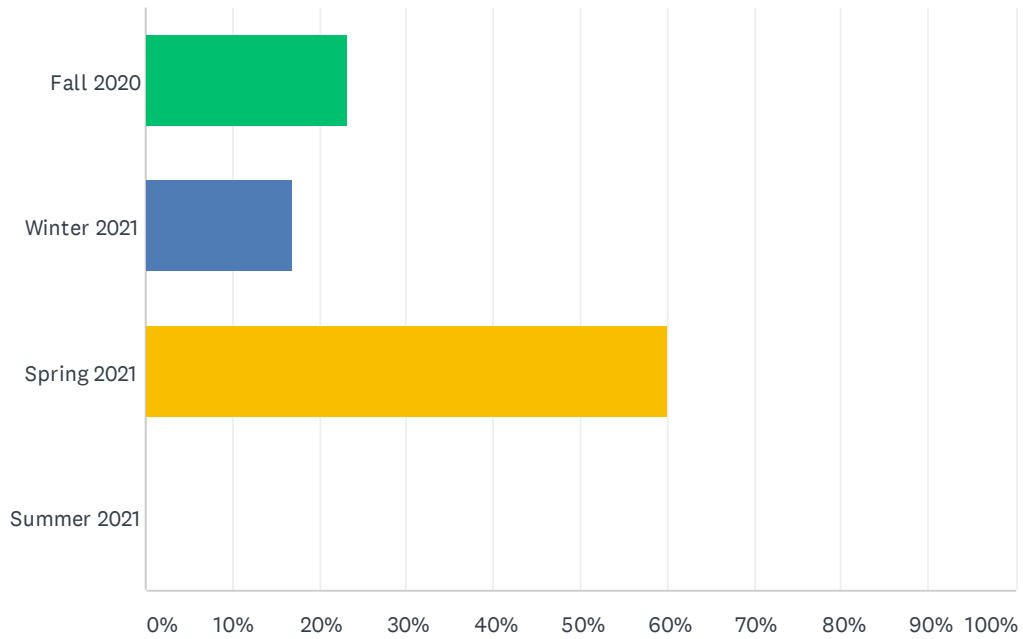


	NOT APPLICABLE	UNIMPORTANT	IMPORTANT	VERY IMPORTANT	TOTAL	WEIGHTED AVERAGE
access to online research materials	4.26% 4	2.13% 2	25.53% 24	68.09% 64	94	3.57
access to physical research materials	10.64% 10	15.96% 15	46.81% 44	26.60% 25	94	2.89
computers, printers, scanners, wireless, Library laptops	6.32% 6	9.47% 9	29.47% 28	54.74% 52	95	3.33
Course Reserves	13.83% 13	11.70% 11	39.36% 37	35.11% 33	94	2.96
classroom instruction taught by a librarian	43.62% 41	25.53% 24	22.34% 21	8.51% 8	94	1.96
individual research assistance from a librarian	41.05% 39	17.89% 17	27.37% 26	13.68% 13	95	2.14
group study space	8.42% 8	7.37% 7	30.53% 29	53.68% 51	95	3.29
individual or quiet study space	1.05% 1	2.11% 2	22.11% 21	74.74% 71	95	3.71
attendance at events & exhibitions (including UCSB Reads program)	44.68% 42	29.79% 28	15.96% 15	9.57% 9	94	1.90
Interlibrary Loan (ILL)	27.66% 26	18.09% 17	24.47% 23	29.79% 28	94	2.56
Interdisciplinary Research Collaboratory	47.87% 45	20.21% 19	15.96% 15	15.96% 15	94	2.00

#	OTHER (PLEASE SPECIFY)	DATE
1	safe space to rest and reset (the nap pods)	5/21/2021 6:10 PM
2	Special Collections !!	5/18/2021 11:30 AM

Q7 When did you graduate?

Answered: 95 Skipped: 0



ANSWER CHOICES	RESPONSES	
Fall 2020	23.16%	22
Winter 2021	16.84%	16
Spring 2021	60.00%	57
Summer 2021	0.00%	0
TOTAL		95