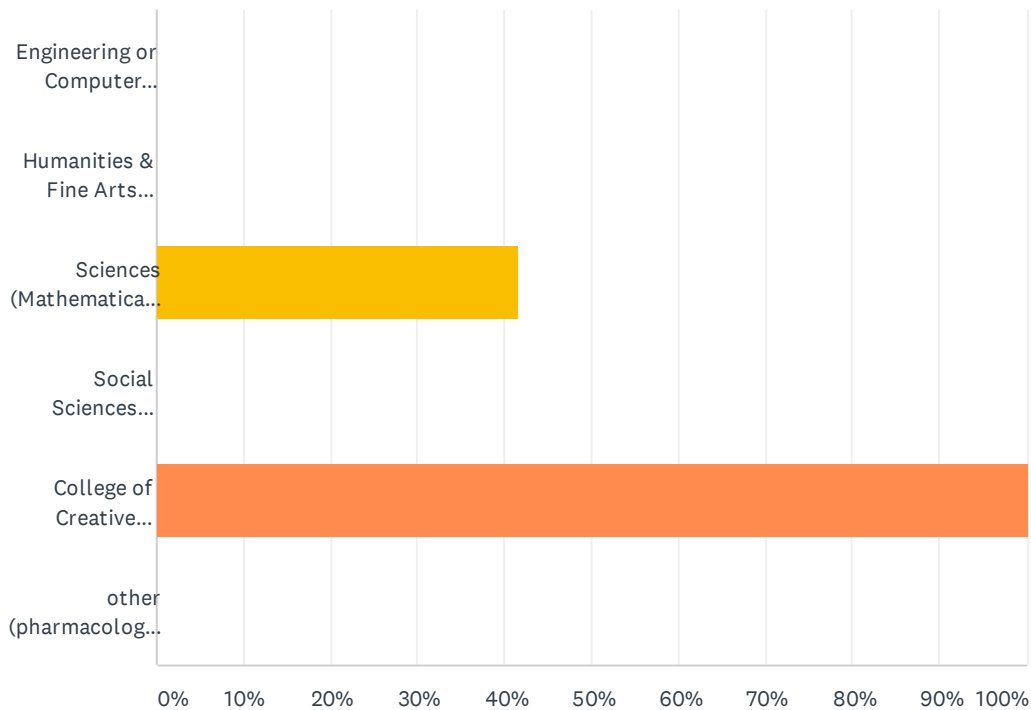


# Q1 Your major is in which of the following divisions? (check all that apply)

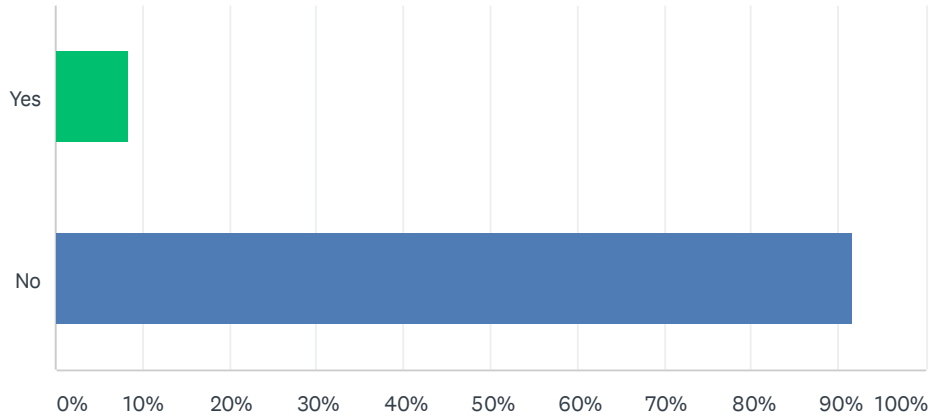
Answered: 12 Skipped: 0



ANSWER CHOICES	RESPONSES	
Engineering or Computer Science	0.00%	0
Humanities & Fine Arts (History, Film Studies, Philosophy, etc.)	0.00%	0
Sciences (Mathematical, Life, Physical)	41.67%	5
Social Sciences (Economics, Communication, Anthropology, etc.)	0.00%	0
College of Creative Studies	100.00%	12
other (pharmacology, actuarial science, etc.)	0.00%	0
Total Respondents: 12		

## Q2 Were you a transfer student?

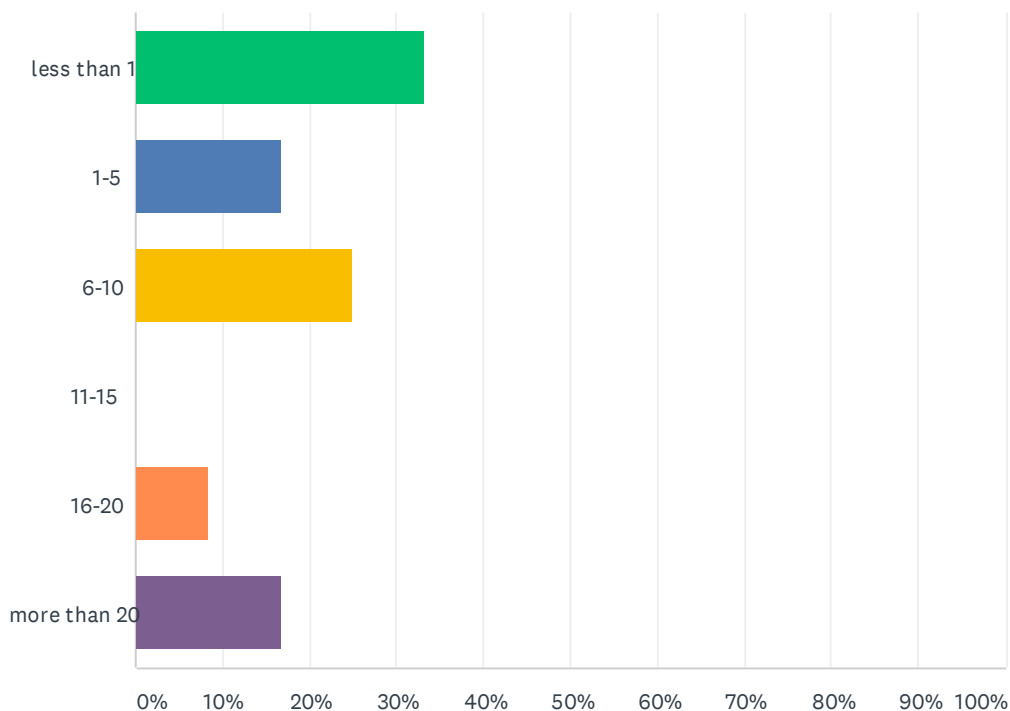
Answered: 12 Skipped: 0



ANSWER CHOICES	RESPONSES	
Yes	8.33%	1
No	91.67%	11
TOTAL		12

### Q3 On average, how many hours per week did you spend in the Library's physical spaces?

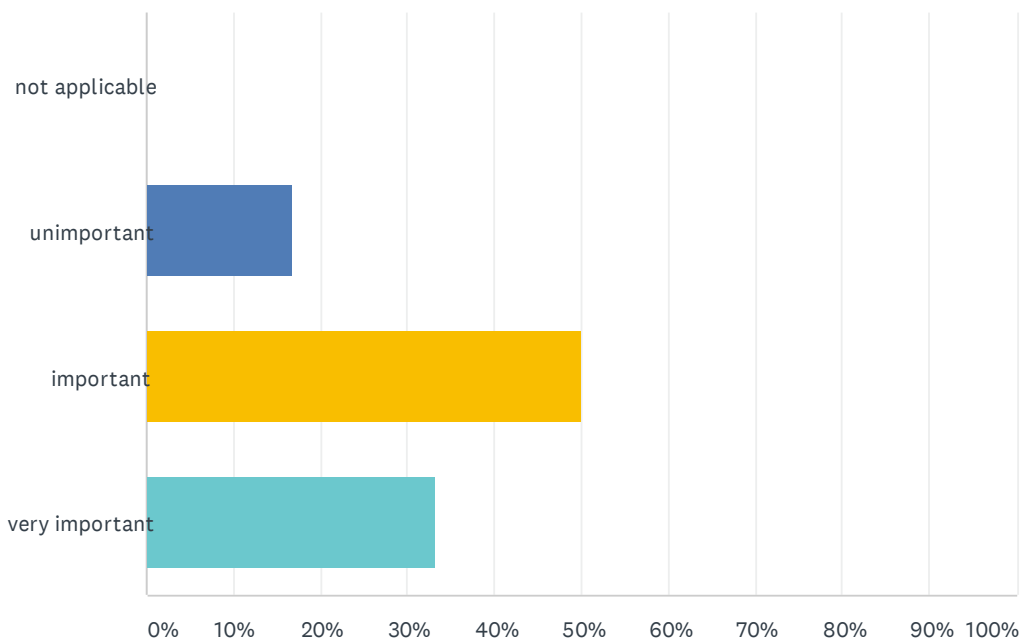
Answered: 12 Skipped: 0



ANSWER CHOICES	RESPONSES	
less than 1	33.33%	4
1-5	16.67%	2
6-10	25.00%	3
11-15	0.00%	0
16-20	8.33%	1
more than 20	16.67%	2
<b>TOTAL</b>		<b>12</b>

### Q4 On the whole, how important do you feel the Library was to your success at UCSB?

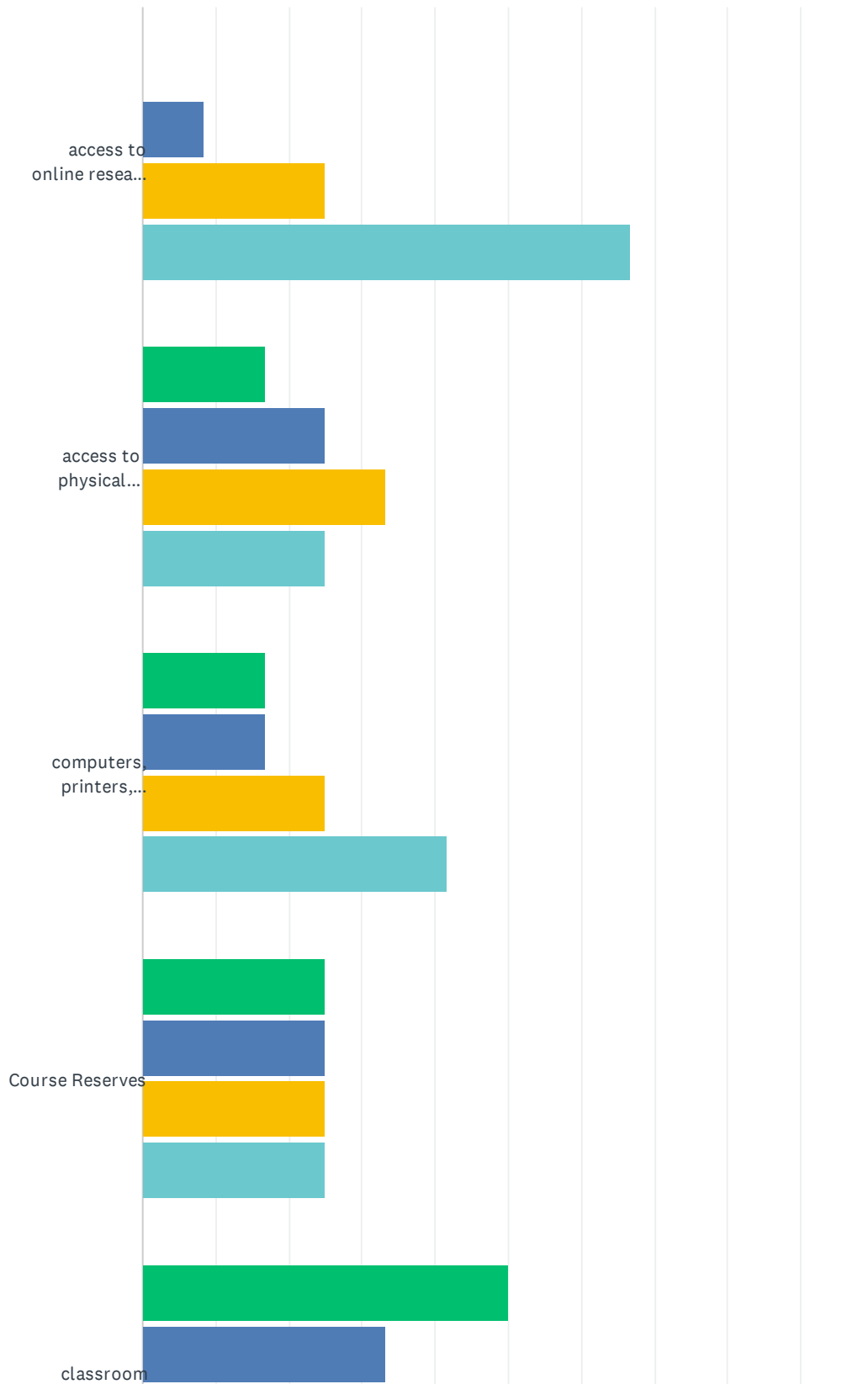
Answered: 12 Skipped: 0



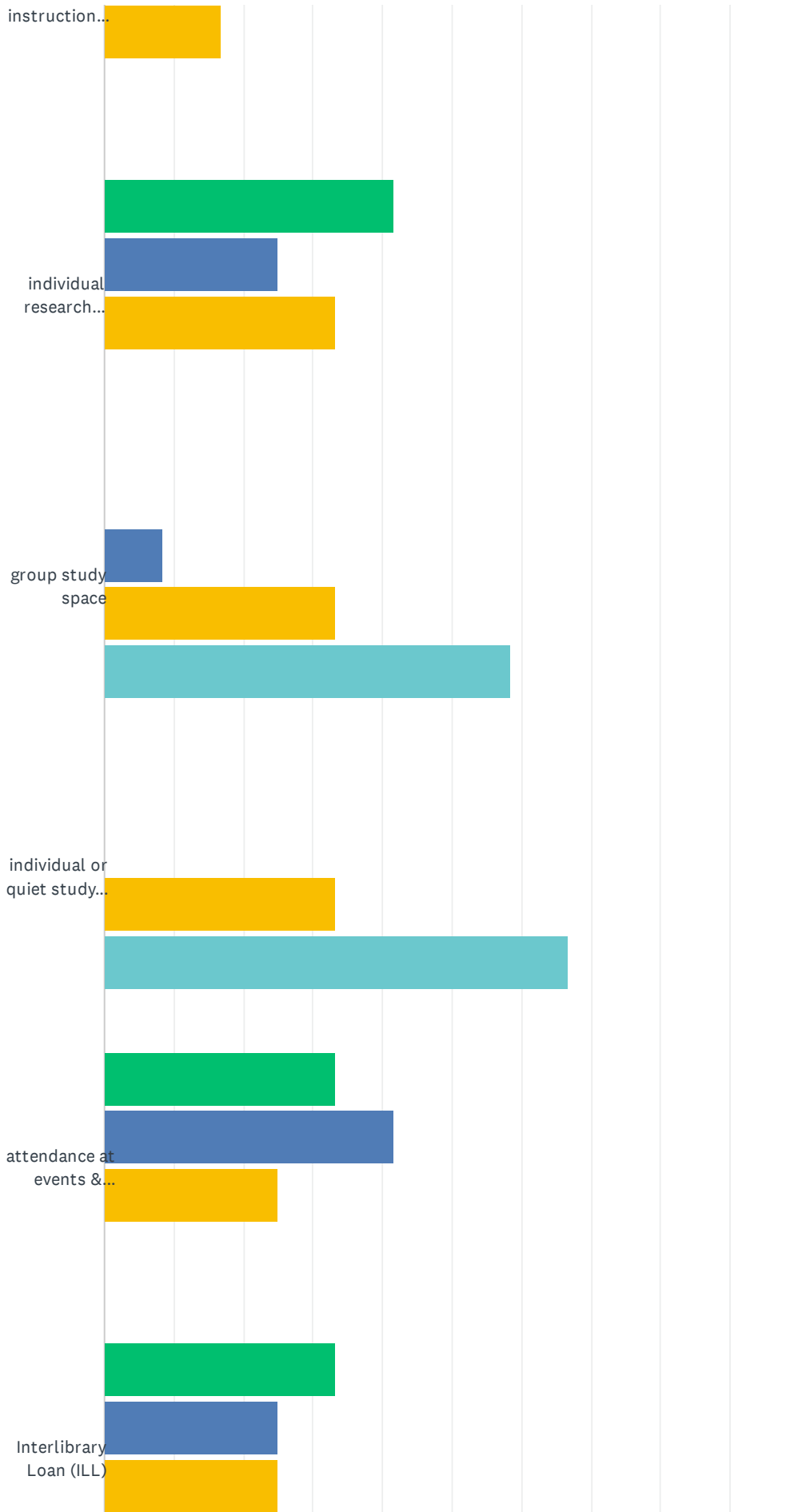
ANSWER CHOICES	RESPONSES	
not applicable	0.00%	0
unimportant	16.67%	2
important	50.00%	6
very important	33.33%	4
<b>TOTAL</b>		<b>12</b>

### Q5 How would you characterize the value of these Library services and programs to your success as a student at UCSB?

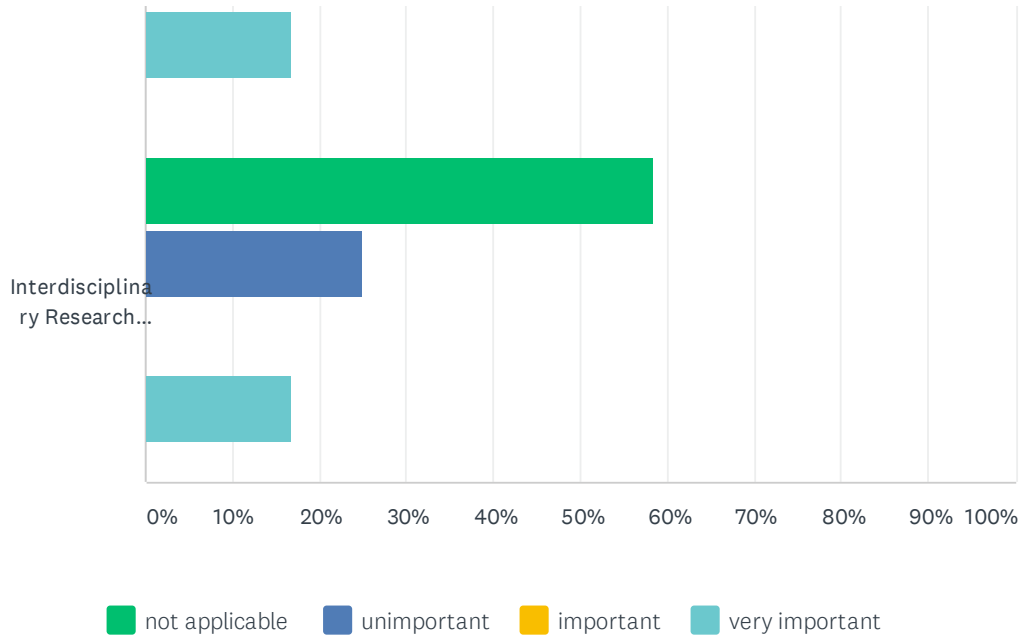
Answered: 12 Skipped: 0



UCSB Library Survey - Graduating Students 2020-2021



## UCSB Library Survey - Graduating Students 2020-2021

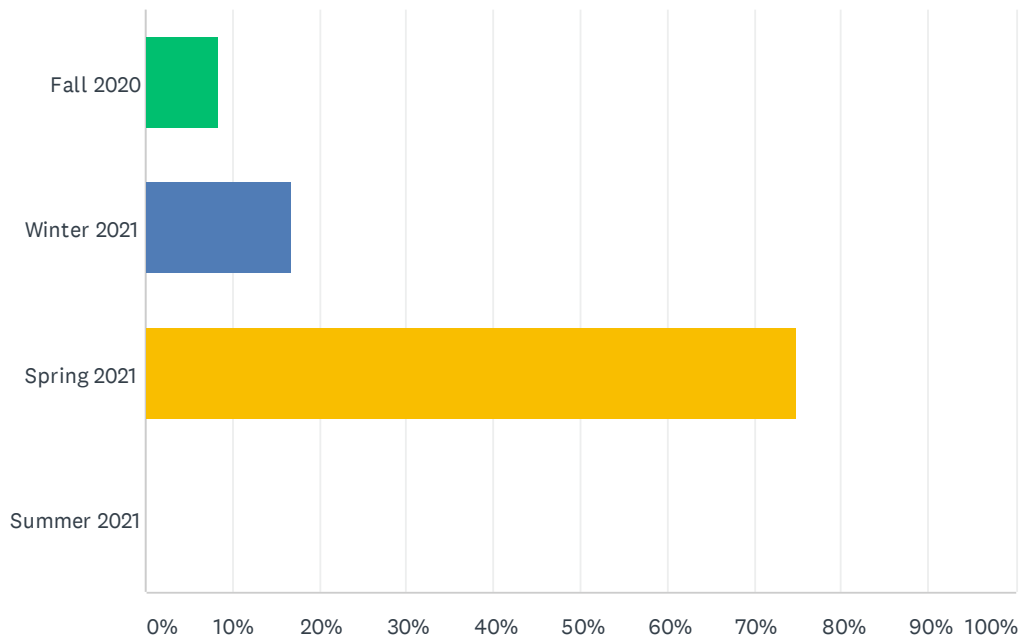


	NOT APPLICABLE	UNIMPORTANT	IMPORTANT	VERY IMPORTANT	TOTAL	WEIGHTED AVERAGE
access to online research materials	0.00% 0	8.33% 1	25.00% 3	66.67% 8	12	3.58
access to physical research materials	16.67% 2	25.00% 3	33.33% 4	25.00% 3	12	2.67
computers, printers, scanners, wireless, Library laptops	16.67% 2	16.67% 2	25.00% 3	41.67% 5	12	2.92
Course Reserves	25.00% 3	25.00% 3	25.00% 3	25.00% 3	12	2.50
classroom instruction taught by a librarian	50.00% 6	33.33% 4	16.67% 2	0.00% 0	12	1.67
individual research assistance from a librarian	41.67% 5	25.00% 3	33.33% 4	0.00% 0	12	1.92
group study space	0.00% 0	8.33% 1	33.33% 4	58.33% 7	12	3.50
individual or quiet study space	0.00% 0	0.00% 0	33.33% 4	66.67% 8	12	3.67
attendance at events & exhibitions (including UCSB Reads program)	33.33% 4	41.67% 5	25.00% 3	0.00% 0	12	1.92
Interlibrary Loan (ILL)	33.33% 4	25.00% 3	25.00% 3	16.67% 2	12	2.25
Interdisciplinary Research Collaboratory	58.33% 7	25.00% 3	0.00% 0	16.67% 2	12	1.75

#	OTHER (PLEASE SPECIFY)	DATE
1	Limited study space during COVID-19 has also been extremely helpful!	5/18/2021 1:58 PM

## Q7 When did you graduate?

Answered: 12 Skipped: 0



ANSWER CHOICES	RESPONSES
Fall 2020	8.33% 1
Winter 2021	16.67% 2
Spring 2021	75.00% 9
Summer 2021	0.00% 0
<b>TOTAL</b>	<b>12</b>