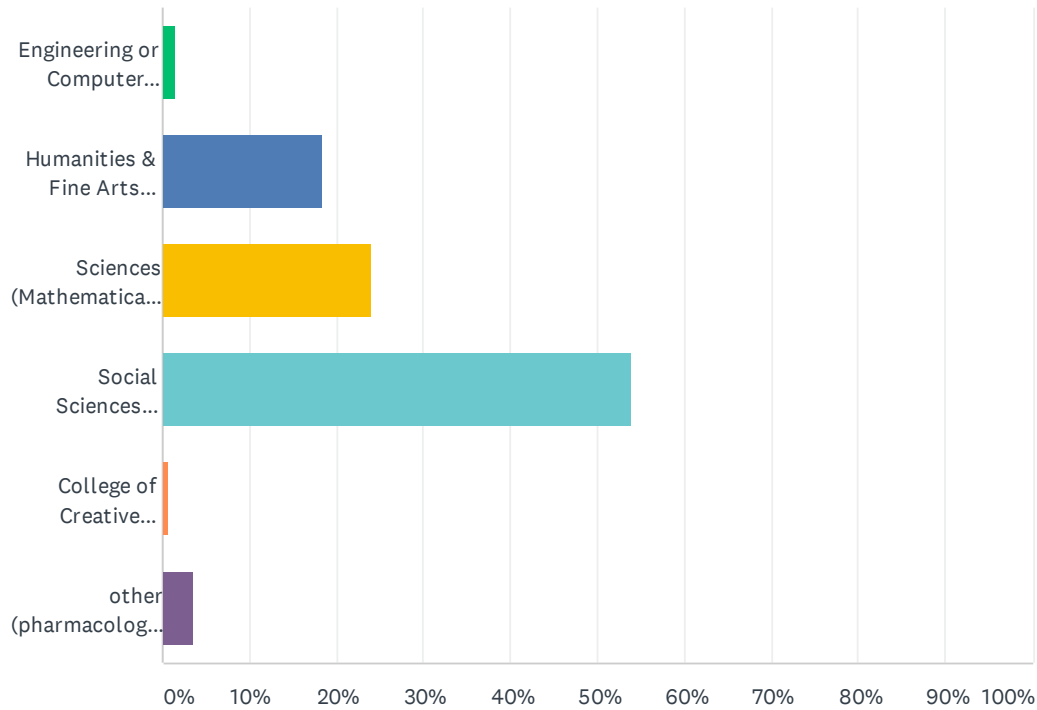


Q1 Your major is in which of the following divisions? (check all that apply)

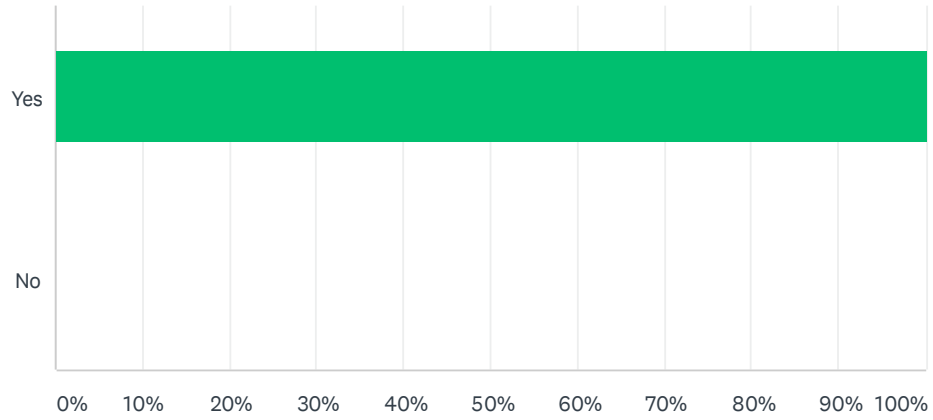
Answered: 141 Skipped: 0



ANSWER CHOICES	RESPONSES	
Engineering or Computer Science	1.42%	2
Humanities & Fine Arts (History, Film Studies, Philosophy, etc.)	18.44%	26
Sciences (Mathematical, Life, Physical)	24.11%	34
Social Sciences (Economics, Communication, Anthropology, etc.)	53.90%	76
College of Creative Studies	0.71%	1
other (pharmacology, actuarial science, etc.)	3.55%	5
Total Respondents: 141		

Q2 Were you a transfer student?

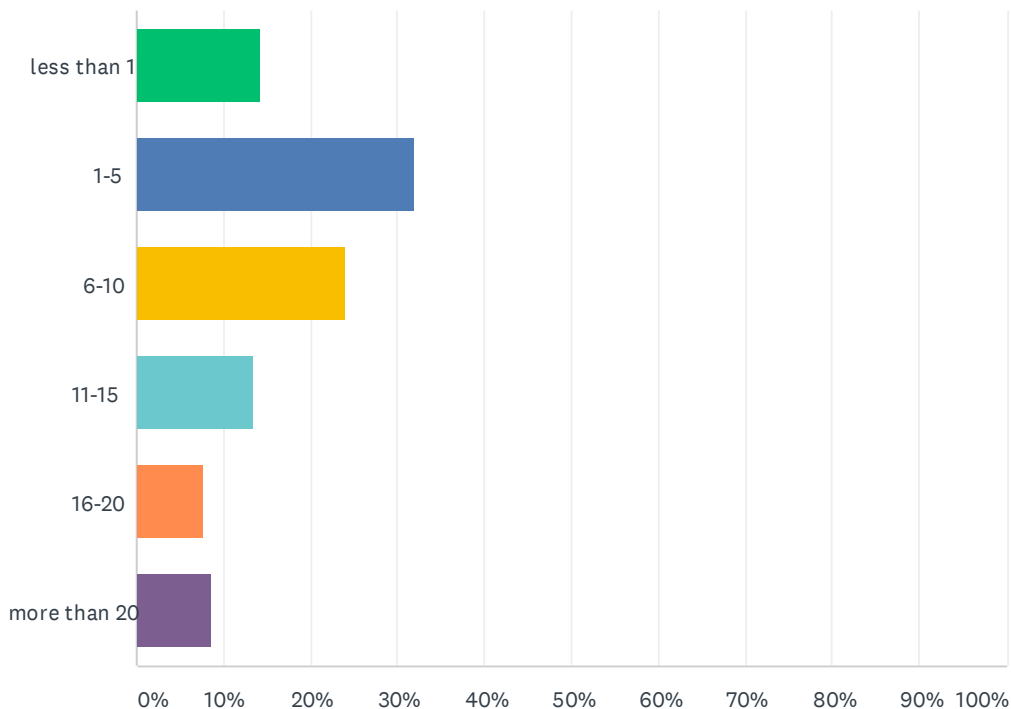
Answered: 141 Skipped: 0



ANSWER CHOICES	RESPONSES	
Yes	100.00%	141
No	0.00%	0
TOTAL		141

Q3 On average, how many hours per week did you spend in the Library's physical spaces?

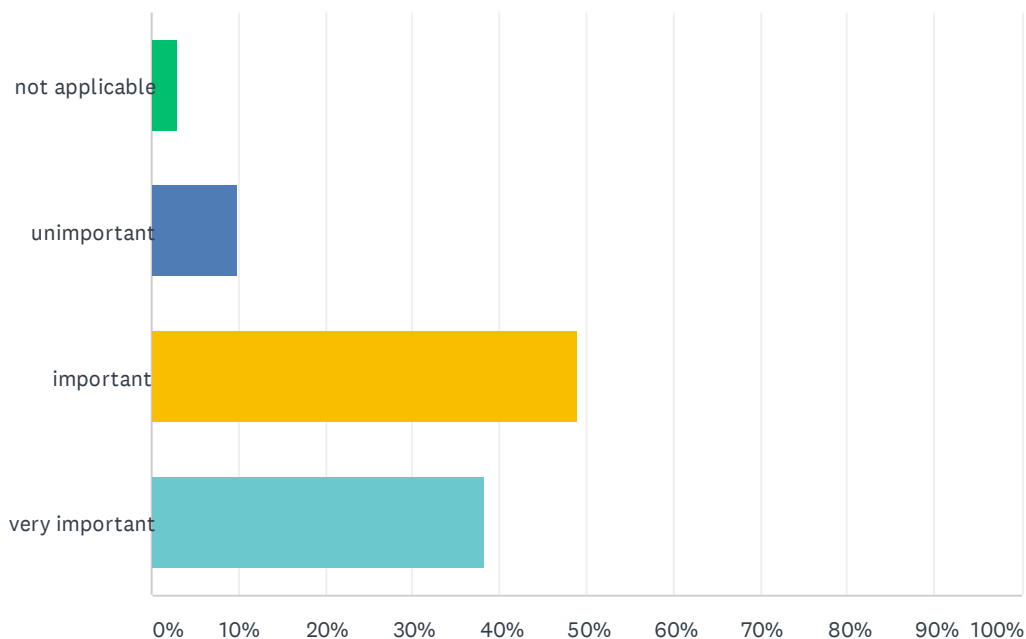
Answered: 141 Skipped: 0



ANSWER CHOICES	RESPONSES	
less than 1	14.18%	20
1-5	31.91%	45
6-10	24.11%	34
11-15	13.48%	19
16-20	7.80%	11
more than 20	8.51%	12
TOTAL		141

Q4 On the whole, how important do you feel the Library was to your success at UCSB?

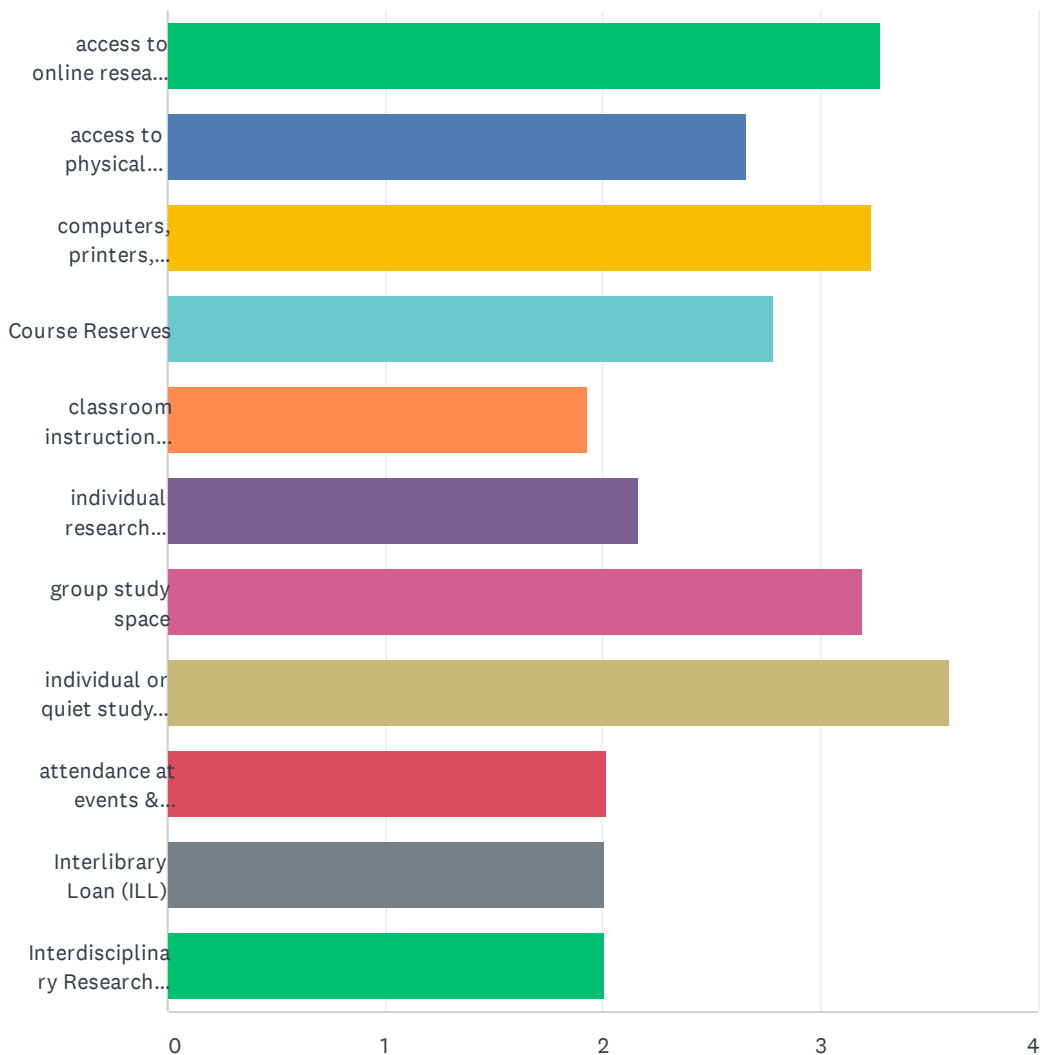
Answered: 141 Skipped: 0



ANSWER CHOICES	RESPONSES	
not applicable	2.84%	4
unimportant	9.93%	14
important	48.94%	69
very important	38.30%	54
TOTAL		141

Q5 How would you characterize the value of these Library services and programs to your success as a student at UCSB?

Answered: 141 Skipped: 0



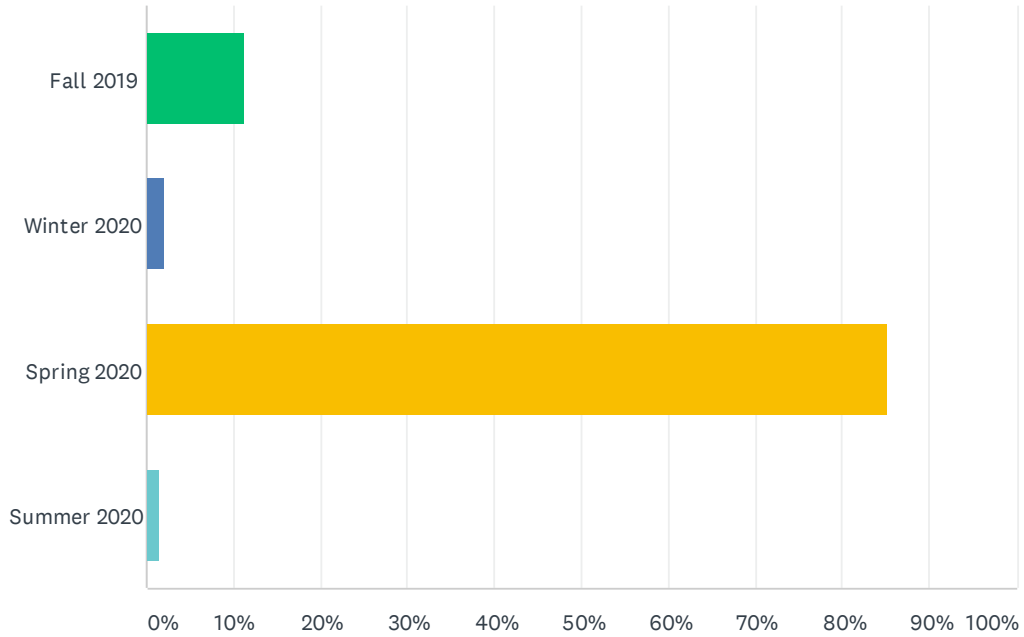
UCSB Library Survey - Graduating Students 2019-2020

	NOT APPLICABLE	UNIMPORTANT	IMPORTANT	VERY IMPORTANT	TOTAL	WEIGHTED AVERAGE
access to online research materials	8.51% 12	7.09% 10	32.62% 46	51.77% 73	141	3.28
access to physical research materials	19.15% 27	15.60% 22	45.39% 64	19.86% 28	141	2.66
computers, printers, scanners, wireless, Library laptops	8.57% 12	7.14% 10	35.71% 50	48.57% 68	140	3.24
Course Reserves	20.00% 28	10.00% 14	40.71% 57	29.29% 41	140	2.79
classroom instruction taught by a librarian	45.39% 64	23.40% 33	24.11% 34	7.09% 10	141	1.93
individual research assistance from a librarian	41.13% 58	15.60% 22	28.37% 40	14.89% 21	141	2.17
group study space	10.64% 15	6.38% 9	35.46% 50	47.52% 67	141	3.20
individual or quiet study space	2.13% 3	2.84% 4	27.66% 39	67.38% 95	141	3.60
attendance at events & exhibitions (including UCSB Reads program)	43.26% 61	21.99% 31	24.11% 34	10.64% 15	141	2.02
Interlibrary Loan (ILL)	45.71% 64	20.71% 29	20.00% 28	13.57% 19	140	2.01
Interdisciplinary Research Collaboratory	49.65% 70	14.18% 20	21.99% 31	14.18% 20	141	2.01

#	OTHER (PLEASE SPECIFY)	DATE
1	Meal Tickets	6/8/2020 12:53 PM
2	Transfer student center	6/8/2020 10:46 AM
3	UCSB Wifi	6/2/2020 2:10 PM
4	Having enough space to focus was incredibly important to my success at UCSB. Likewise, having the space to work with friends, peers, and classmates was CRUCIAL.	6/2/2020 11:31 AM

Q7 When did you graduate?

Answered: 141 Skipped: 0



ANSWER CHOICES	RESPONSES	
Fall 2019	11.35%	16
Winter 2020	2.13%	3
Spring 2020	85.11%	120
Summer 2020	1.42%	2
TOTAL		141