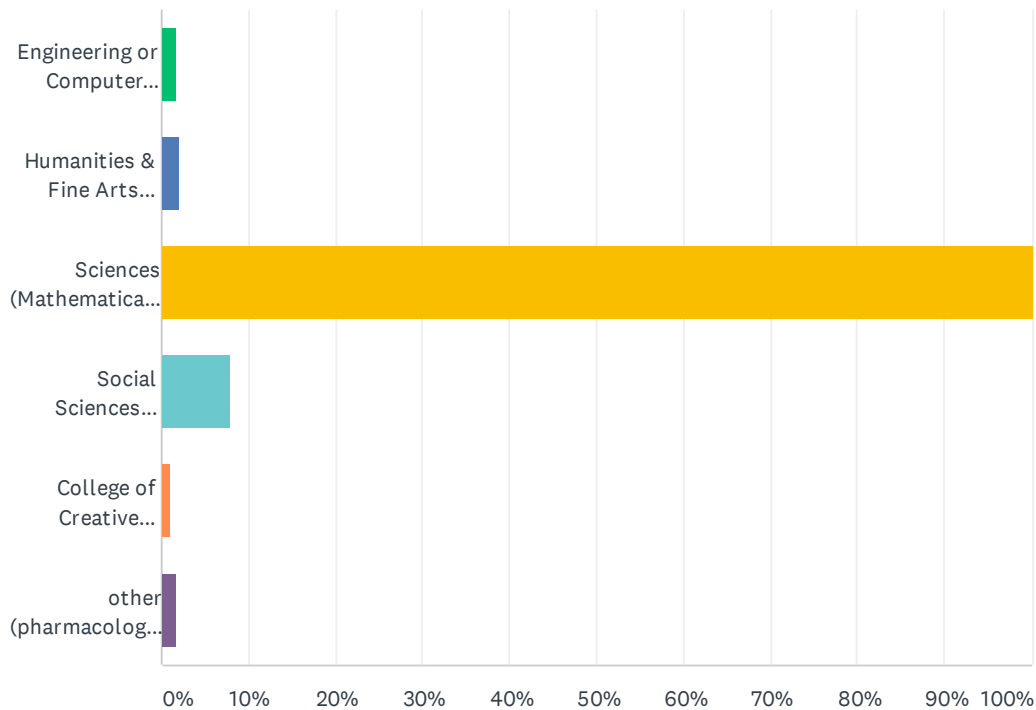


Q1 Your major is in which of the following divisions? (check all that apply)

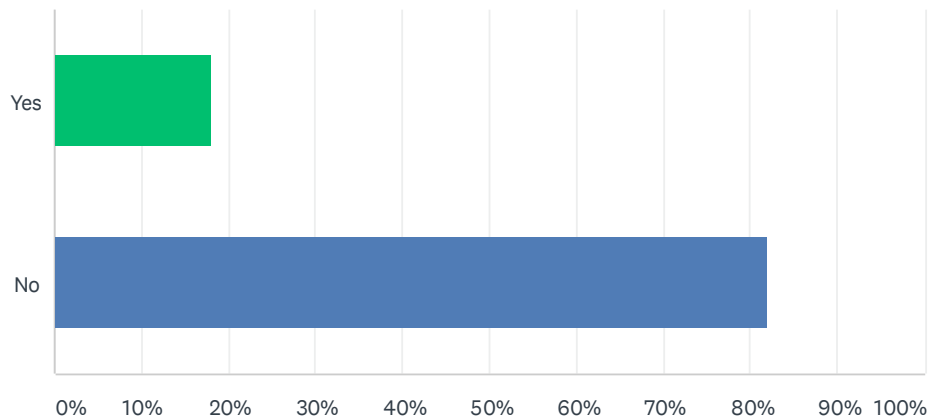
Answered: 188 Skipped: 0



ANSWER CHOICES	RESPONSES	
Engineering or Computer Science	1.60%	3
Humanities & Fine Arts (History, Film Studies, Philosophy, etc.)	2.13%	4
Sciences (Mathematical, Life, Physical)	100.00%	188
Social Sciences (Economics, Communication, Anthropology, etc.)	7.98%	15
College of Creative Studies	1.06%	2
other (pharmacology, actuarial science, etc.)	1.60%	3
Total Respondents: 188		

Q2 Were you a transfer student?

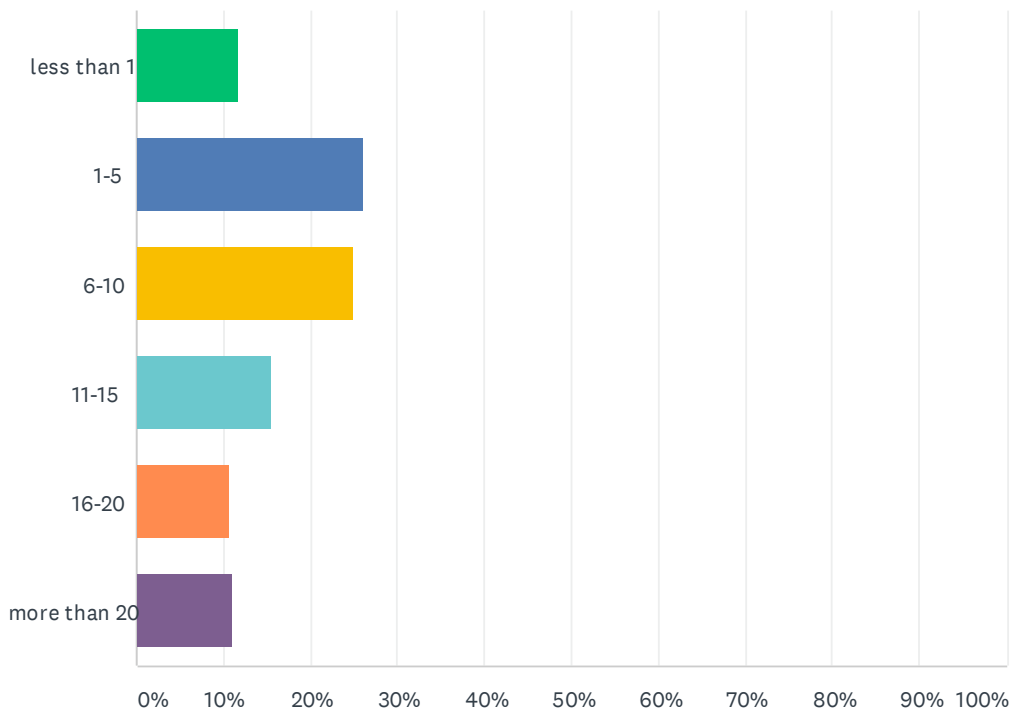
Answered: 188 Skipped: 0



ANSWER CHOICES	RESPONSES	
Yes	18.09%	34
No	81.91%	154
TOTAL		188

Q3 On average, how many hours per week did you spend in the Library's physical spaces?

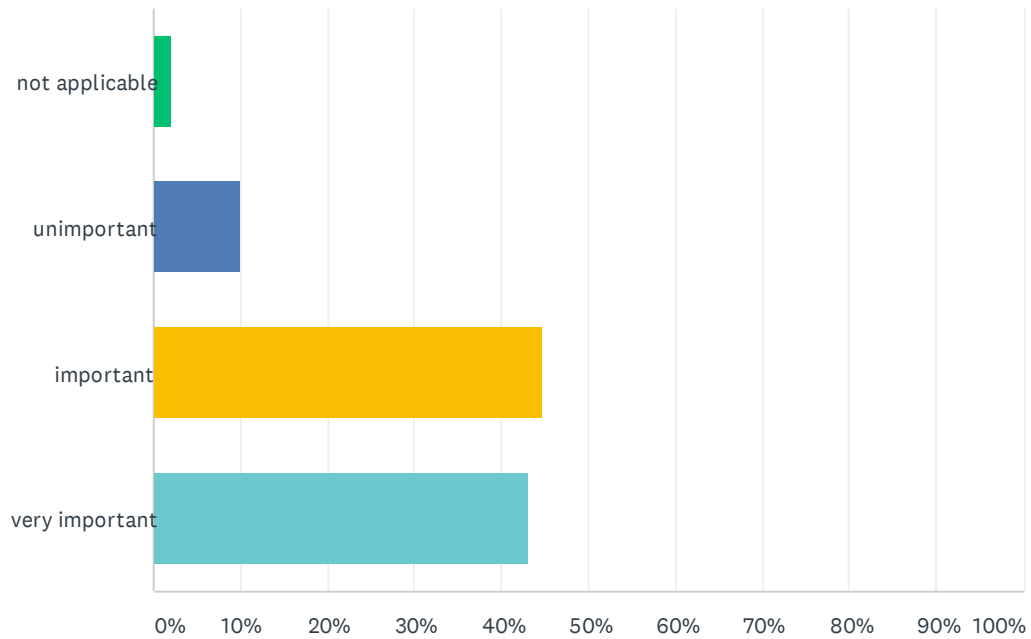
Answered: 188 Skipped: 0



ANSWER CHOICES	RESPONSES	
less than 1	11.70%	22
1-5	26.06%	49
6-10	25.00%	47
11-15	15.43%	29
16-20	10.64%	20
more than 20	11.17%	21
TOTAL		188

Q4 On the whole, how important do you feel the Library was to your success at UCSB?

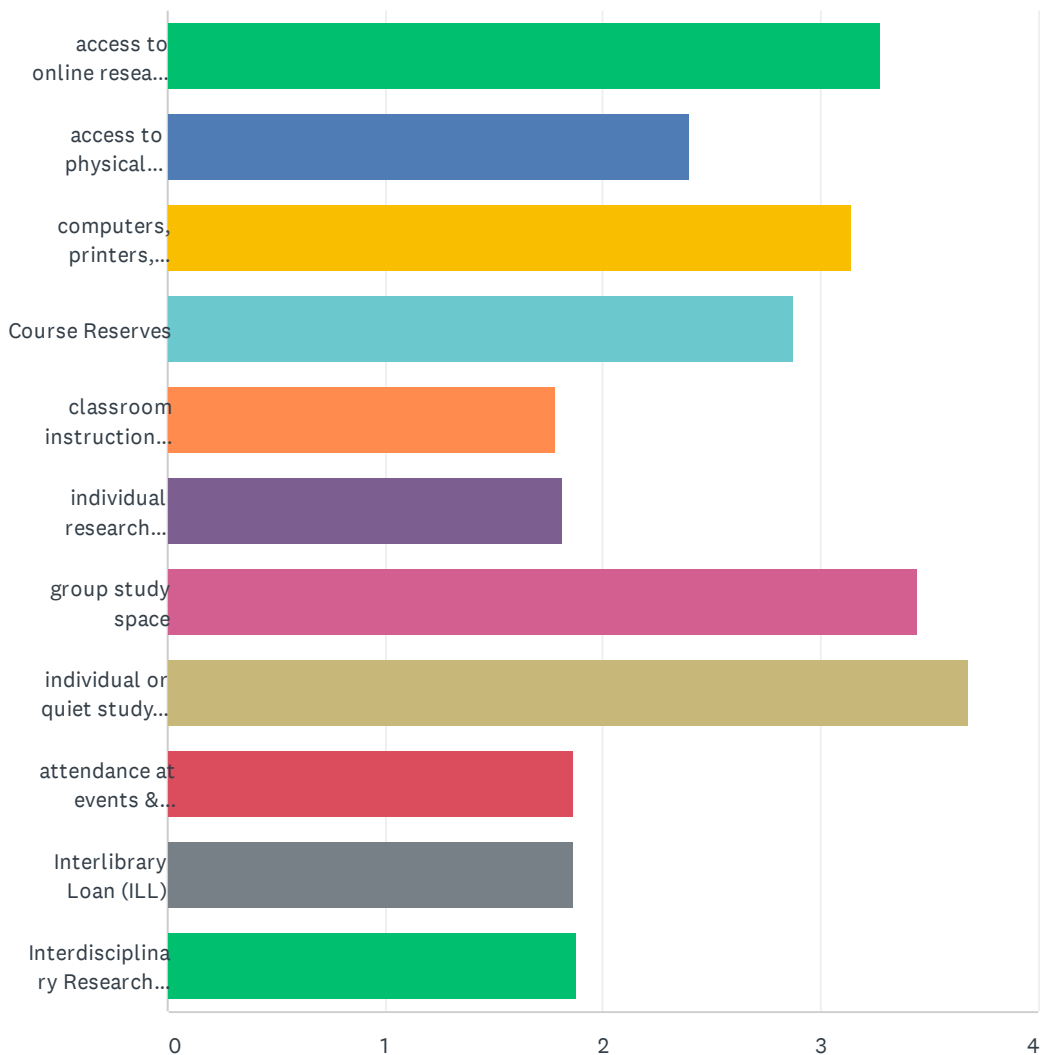
Answered: 188 Skipped: 0



ANSWER CHOICES	RESPONSES	
not applicable	2.13%	4
unimportant	10.11%	19
important	44.68%	84
very important	43.09%	81
TOTAL		188

Q5 How would you characterize the value of these Library services and programs to your success as a student at UCSB?

Answered: 188 Skipped: 0



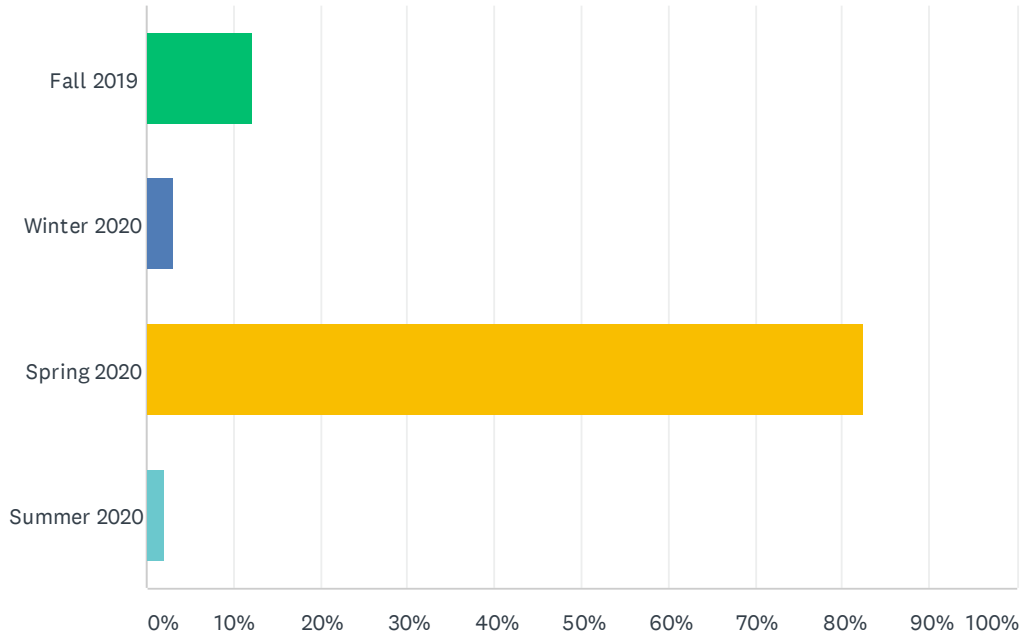
UCSB Library Survey - Graduating Students 2019-2020

	NOT APPLICABLE	UNIMPORTANT	IMPORTANT	VERY IMPORTANT	TOTAL	WEIGHTED AVERAGE
access to online research materials	7.98% 15	7.98% 15	32.45% 61	51.60% 97	188	3.28
access to physical research materials	20.21% 38	30.85% 58	37.23% 70	11.70% 22	188	2.40
computers, printers, scanners, wireless, Library laptops	9.57% 18	8.51% 16	39.36% 74	42.55% 80	188	3.15
Course Reserves	16.04% 30	12.30% 23	39.04% 73	32.62% 61	187	2.88
classroom instruction taught by a librarian	46.81% 88	31.38% 59	19.15% 36	2.66% 5	188	1.78
individual research assistance from a librarian	47.87% 90	26.06% 49	22.34% 42	3.72% 7	188	1.82
group study space	4.32% 8	5.41% 10	30.81% 57	59.46% 110	185	3.45
individual or quiet study space	2.14% 4	3.21% 6	18.72% 35	75.94% 142	187	3.68
attendance at events & exhibitions (including UCSB Reads program)	44.39% 83	29.95% 56	20.32% 38	5.35% 10	187	1.87
Interlibrary Loan (ILL)	49.73% 93	22.46% 42	18.72% 35	9.09% 17	187	1.87
Interdisciplinary Research Collaboratory	52.15% 97	19.89% 37	15.59% 29	12.37% 23	186	1.88

#	OTHER (PLEASE SPECIFY)	DATE
1	Transfer student center	6/8/2020 10:46 AM
2	reliable wifi	6/3/2020 10:41 AM
3	UCSB Wifi	6/2/2020 2:10 PM

Q7 When did you graduate?

Answered: 188 Skipped: 0



ANSWER CHOICES	RESPONSES	
Fall 2019	12.23%	23
Winter 2020	3.19%	6
Spring 2020	82.45%	155
Summer 2020	2.13%	4
TOTAL		188