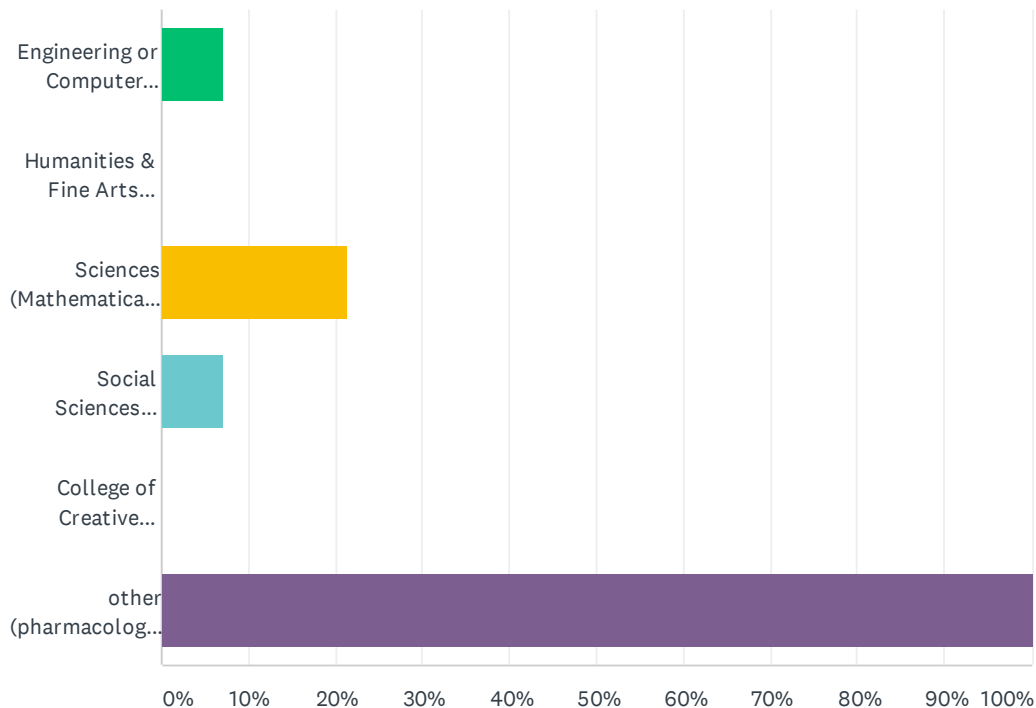


Q1 Your major is in which of the following divisions? (check all that apply)

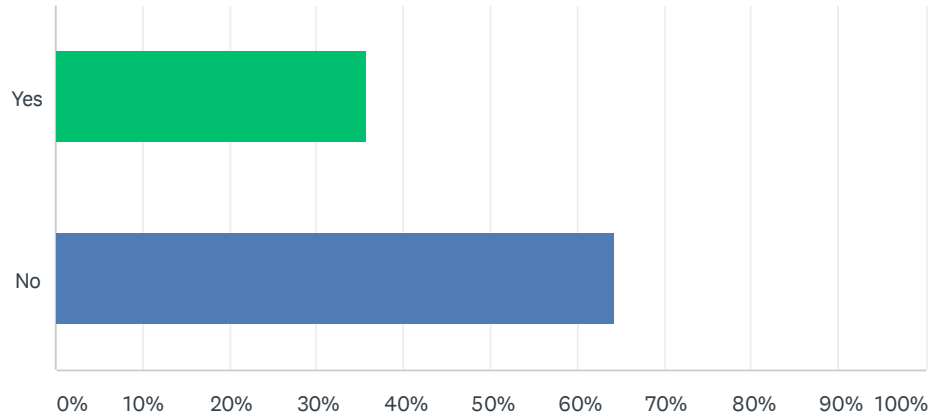
Answered: 14 Skipped: 0



ANSWER CHOICES	RESPONSES	
Engineering or Computer Science	7.14%	1
Humanities & Fine Arts (History, Film Studies, Philosophy, etc.)	0.00%	0
Sciences (Mathematical, Life, Physical)	21.43%	3
Social Sciences (Economics, Communication, Anthropology, etc.)	7.14%	1
College of Creative Studies	0.00%	0
other (pharmacology, actuarial science, etc.)	100.00%	14
Total Respondents: 14		

Q2 Were you a transfer student?

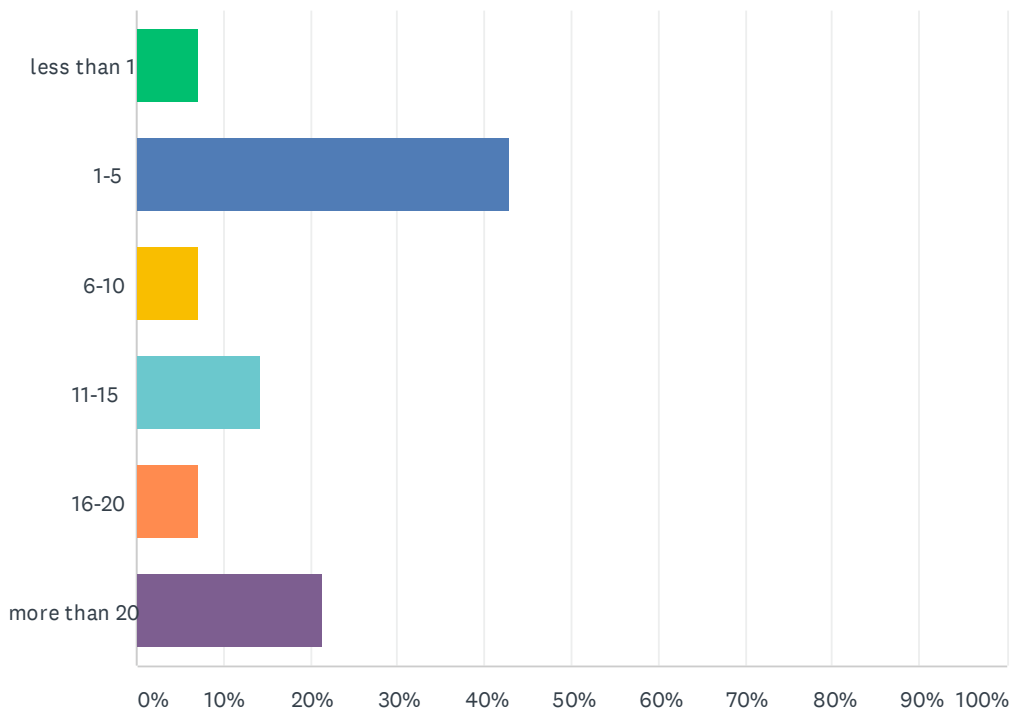
Answered: 14 Skipped: 0



ANSWER CHOICES	RESPONSES	
Yes	35.71%	5
No	64.29%	9
TOTAL		14

Q3 On average, how many hours per week did you spend in the Library's physical spaces?

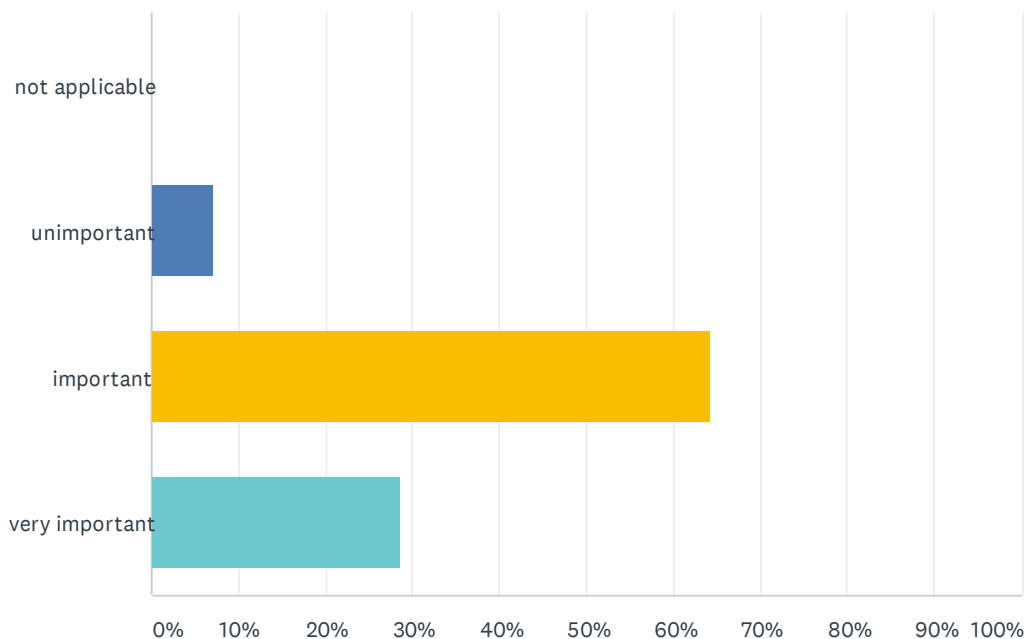
Answered: 14 Skipped: 0



ANSWER CHOICES	RESPONSES	
less than 1	7.14%	1
1-5	42.86%	6
6-10	7.14%	1
11-15	14.29%	2
16-20	7.14%	1
more than 20	21.43%	3
TOTAL		14

Q4 On the whole, how important do you feel the Library was to your success at UCSB?

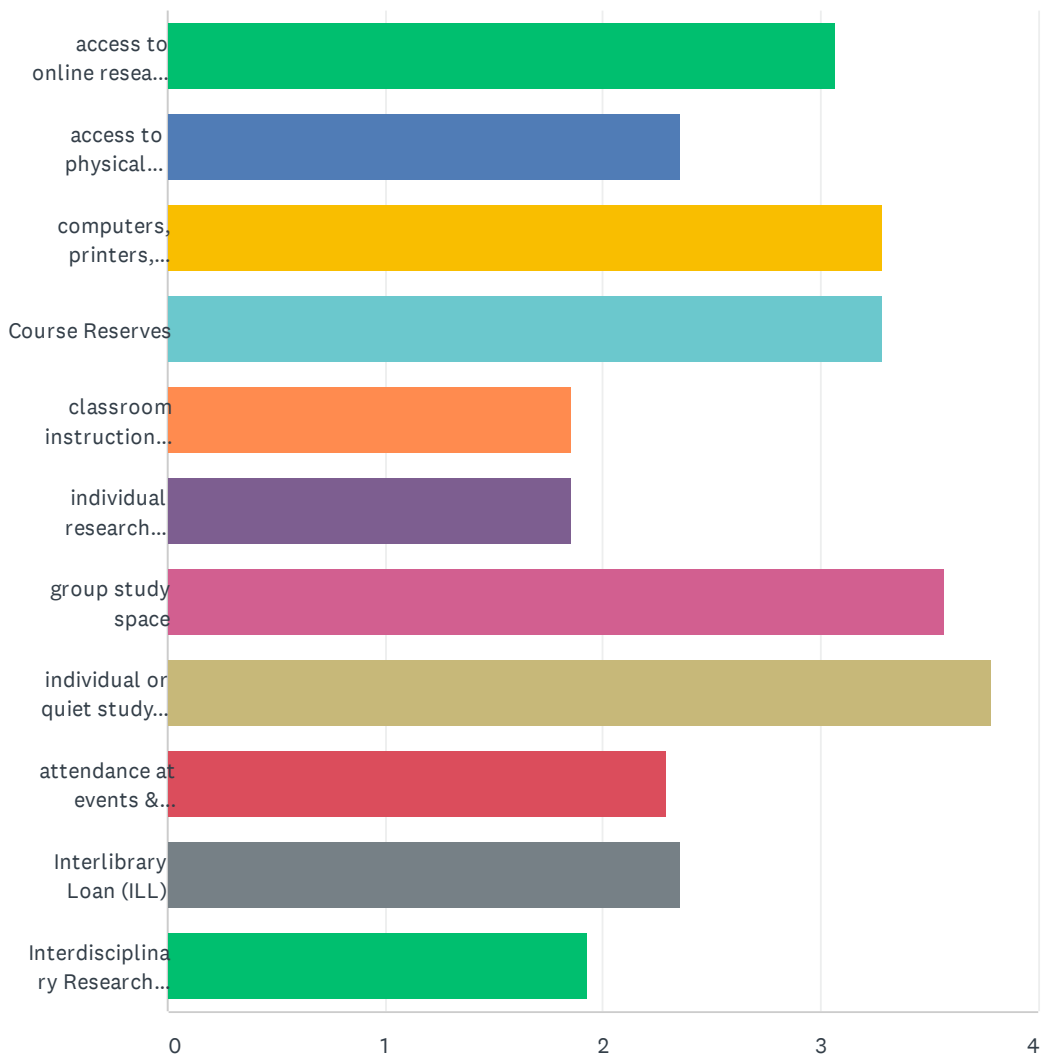
Answered: 14 Skipped: 0



ANSWER CHOICES	RESPONSES	
not applicable	0.00%	0
unimportant	7.14%	1
important	64.29%	9
very important	28.57%	4
TOTAL		14

Q5 How would you characterize the value of these Library services and programs to your success as a student at UCSB?

Answered: 14 Skipped: 0



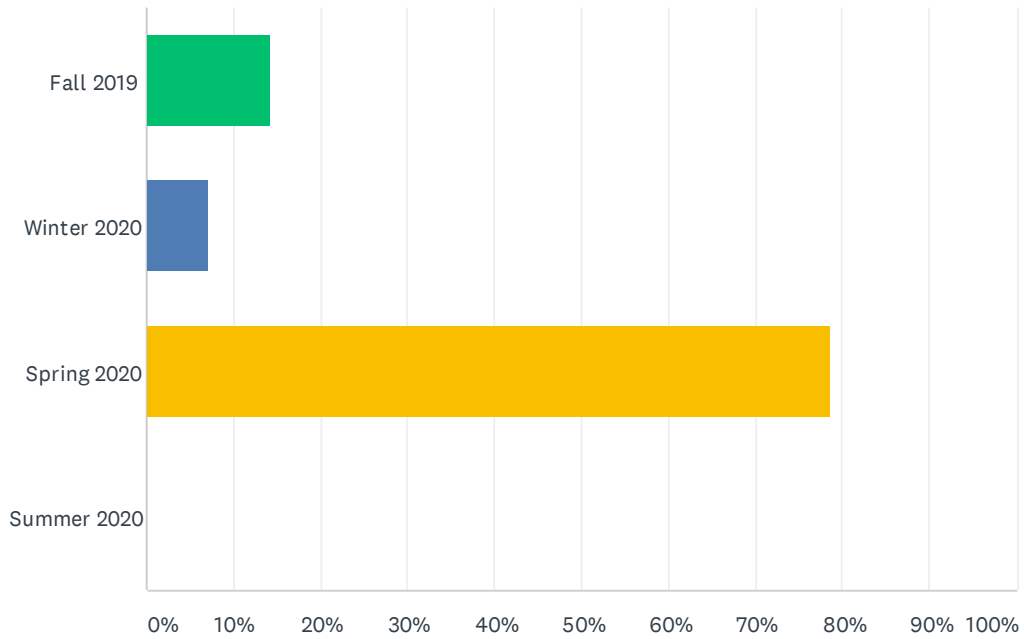
UCSB Library Survey - Graduating Students 2019-2020

	NOT APPLICABLE	UNIMPORTANT	IMPORTANT	VERY IMPORTANT	TOTAL	WEIGHTED AVERAGE
access to online research materials	7.14% 1	14.29% 2	42.86% 6	35.71% 5	14	3.07
access to physical research materials	14.29% 2	42.86% 6	35.71% 5	7.14% 1	14	2.36
computers, printers, scanners, wireless, Library laptops	7.14% 1	7.14% 1	35.71% 5	50.00% 7	14	3.29
Course Reserves	0.00% 0	21.43% 3	28.57% 4	50.00% 7	14	3.29
classroom instruction taught by a librarian	35.71% 5	42.86% 6	21.43% 3	0.00% 0	14	1.86
individual research assistance from a librarian	35.71% 5	42.86% 6	21.43% 3	0.00% 0	14	1.86
group study space	0.00% 0	0.00% 0	42.86% 6	57.14% 8	14	3.57
individual or quiet study space	0.00% 0	0.00% 0	21.43% 3	78.57% 11	14	3.79
attendance at events & exhibitions (including UCSB Reads program)	21.43% 3	42.86% 6	21.43% 3	14.29% 2	14	2.29
Interlibrary Loan (ILL)	21.43% 3	42.86% 6	14.29% 2	21.43% 3	14	2.36
Interdisciplinary Research Collaboratory	35.71% 5	50.00% 7	0.00% 0	14.29% 2	14	1.93

#	OTHER (PLEASE SPECIFY)	DATE
1	24/7 In-library access was absolutely essential!!!	12/7/2019 4:12 PM

Q7 When did you graduate?

Answered: 14 Skipped: 0



ANSWER CHOICES	RESPONSES	
Fall 2019	14.29%	2
Winter 2020	7.14%	1
Spring 2020	78.57%	11
Summer 2020	0.00%	0
TOTAL		14