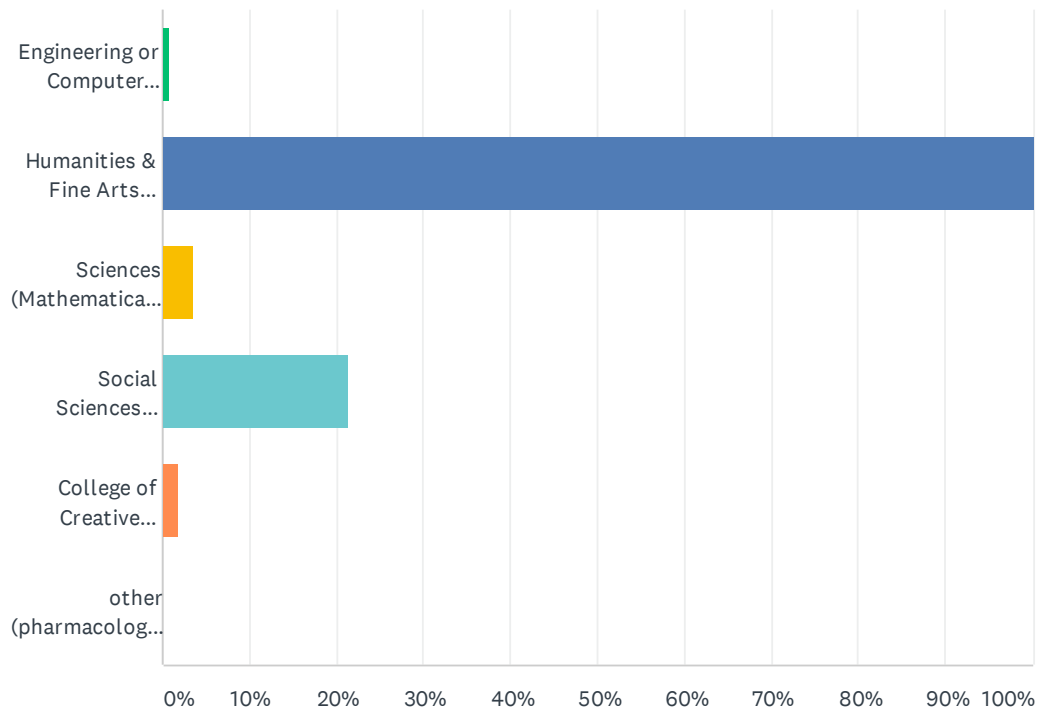


# Q1 Your major is in which of the following divisions? (check all that apply)

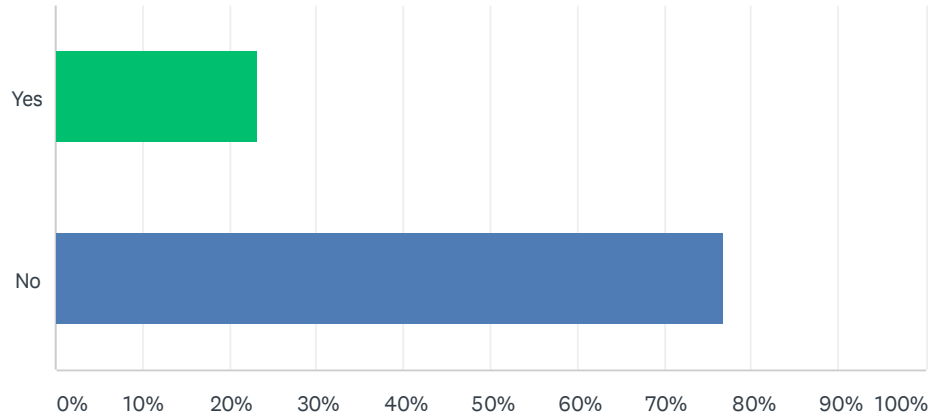
Answered: 112 Skipped: 0



ANSWER CHOICES	RESPONSES	
Engineering or Computer Science	0.89%	1
Humanities & Fine Arts (History, Film Studies, Philosophy, etc.)	100.00%	112
Sciences (Mathematical, Life, Physical)	3.57%	4
Social Sciences (Economics, Communication, Anthropology, etc.)	21.43%	24
College of Creative Studies	1.79%	2
other (pharmacology, actuarial science, etc.)	0.00%	0
Total Respondents: 112		

## Q2 Were you a transfer student?

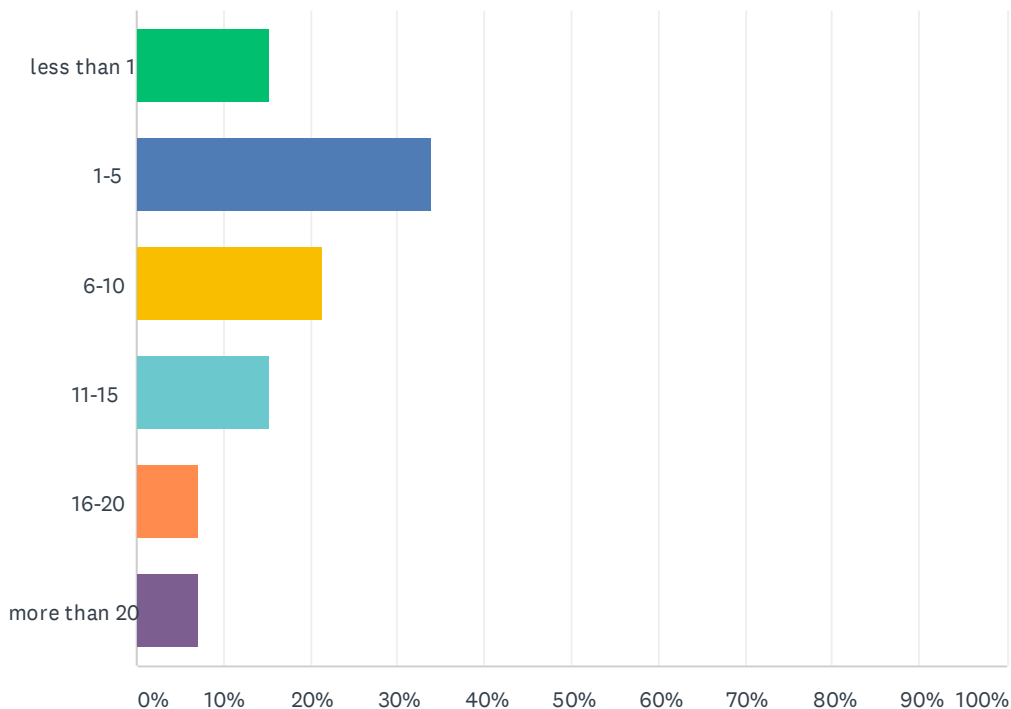
Answered: 112 Skipped: 0



ANSWER CHOICES	RESPONSES	
Yes	23.21%	26
No	76.79%	86
TOTAL		112

### Q3 On average, how many hours per week did you spend in the Library's physical spaces?

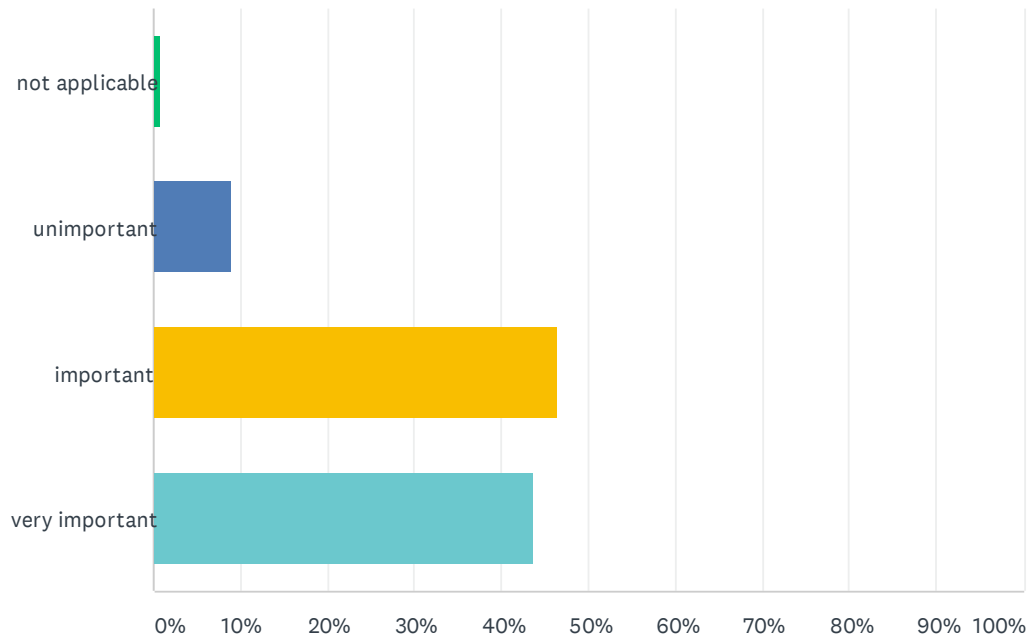
Answered: 112 Skipped: 0



ANSWER CHOICES	RESPONSES	
less than 1	15.18%	17
1-5	33.93%	38
6-10	21.43%	24
11-15	15.18%	17
16-20	7.14%	8
more than 20	7.14%	8
<b>TOTAL</b>		<b>112</b>

## Q4 On the whole, how important do you feel the Library was to your success at UCSB?

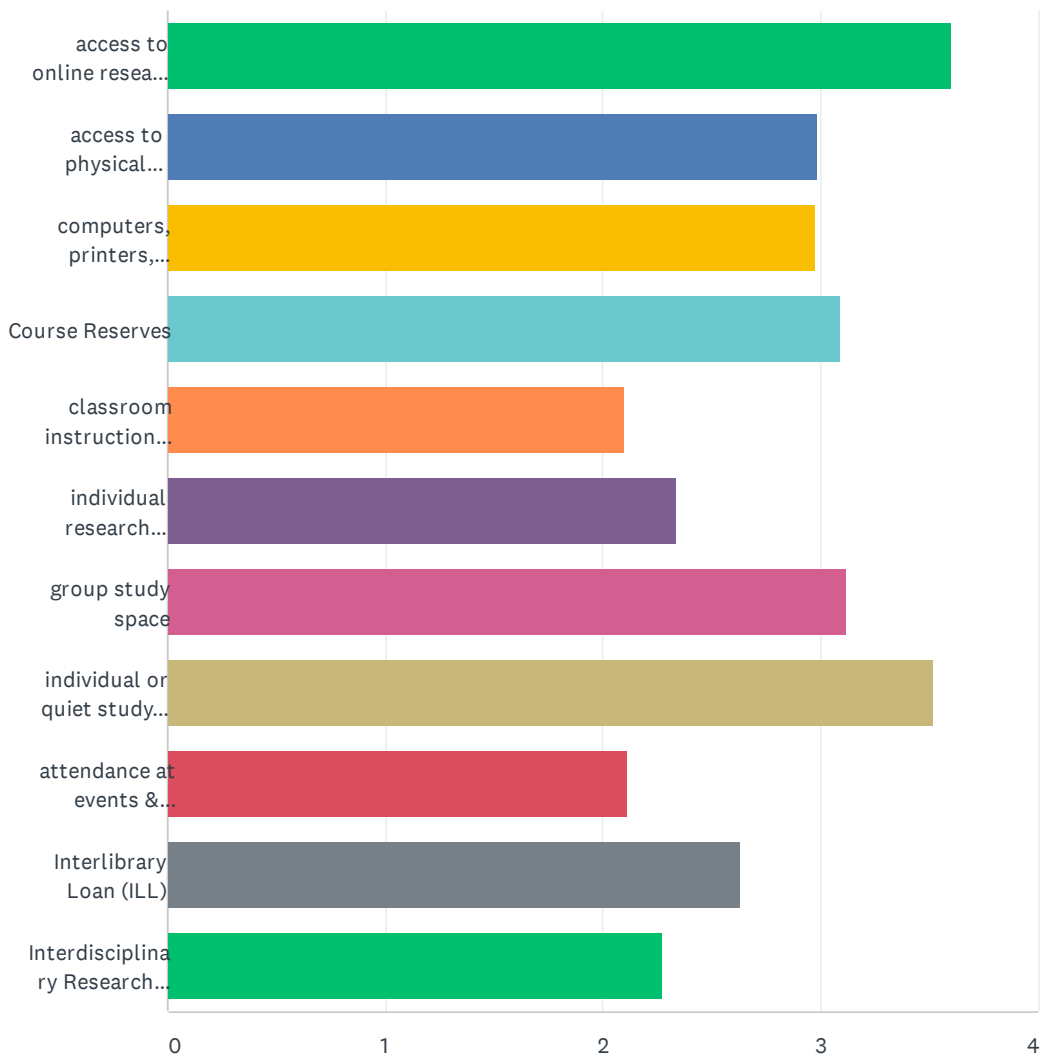
Answered: 112 Skipped: 0



ANSWER CHOICES	RESPONSES	
not applicable	0.89%	1
unimportant	8.93%	10
important	46.43%	52
very important	43.75%	49
<b>TOTAL</b>		<b>112</b>

### Q5 How would you characterize the value of these Library services and programs to your success as a student at UCSB?

Answered: 112 Skipped: 0



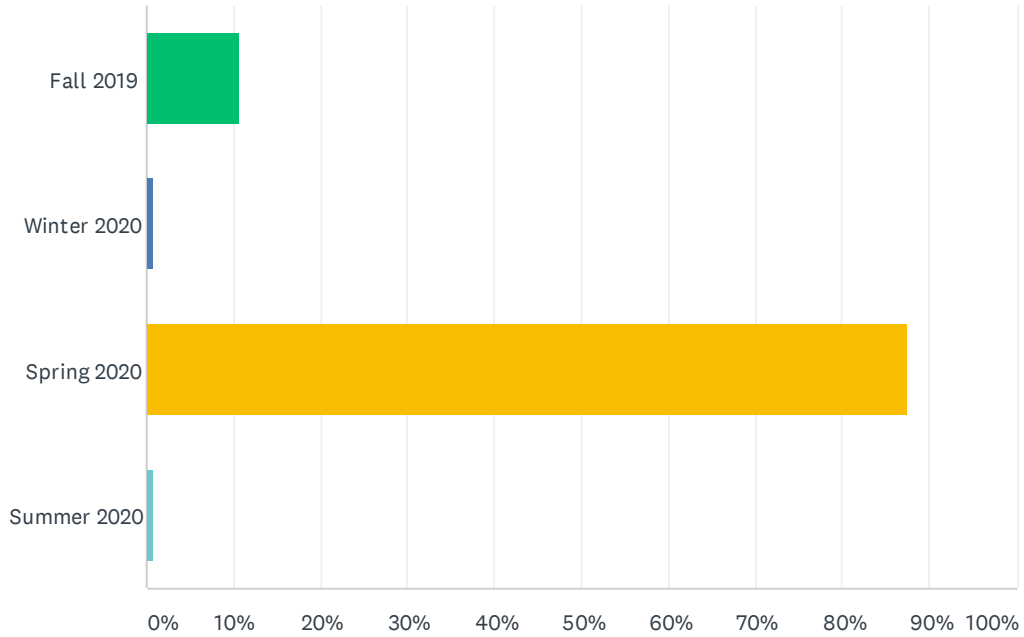
UCSB Library Survey - Graduating Students 2019-2020

	NOT APPLICABLE	UNIMPORTANT	IMPORTANT	VERY IMPORTANT	TOTAL	WEIGHTED AVERAGE
access to online research materials	2.68% 3	2.68% 3	25.89% 29	68.75% 77	112	3.61
access to physical research materials	8.04% 9	15.18% 17	46.43% 52	30.36% 34	112	2.99
computers, printers, scanners, wireless, Library laptops	8.93% 10	17.86% 20	39.29% 44	33.93% 38	112	2.98
Course Reserves	12.50% 14	8.93% 10	34.82% 39	43.75% 49	112	3.10
classroom instruction taught by a librarian	40.18% 45	22.32% 25	25.00% 28	12.50% 14	112	2.10
individual research assistance from a librarian	33.93% 38	19.64% 22	25.00% 28	21.43% 24	112	2.34
group study space	8.93% 10	16.96% 19	27.68% 31	46.43% 52	112	3.12
individual or quiet study space	3.60% 4	6.31% 7	24.32% 27	65.77% 73	111	3.52
attendance at events & exhibitions (including UCSB Reads program)	41.96% 47	19.64% 22	23.21% 26	15.18% 17	112	2.12
Interlibrary Loan (ILL)	29.46% 33	13.39% 15	20.54% 23	36.61% 41	112	2.64
Interdisciplinary Research Collaboratory	45.54% 51	9.82% 11	16.07% 18	28.57% 32	112	2.28

#	OTHER (PLEASE SPECIFY)	DATE
1	A safe place to nap	6/8/2020 1:26 PM
2	Meal Tickets	6/8/2020 12:53 PM
3	access to physical books	6/8/2020 10:56 AM
4	The Art and Architecture library! Please keep maintaining that fantastic collection.	6/8/2020 10:53 AM
5	Having enough space to focus was incredibly important to my success at UCSB. Likewise, having the space to work with friends, peers, and classmates was CRUCIAL.	6/2/2020 11:31 AM

## Q7 When did you graduate?

Answered: 112 Skipped: 0



ANSWER CHOICES	RESPONSES	
Fall 2019	10.71%	12
Winter 2020	0.89%	1
Spring 2020	87.50%	98
Summer 2020	0.89%	1
<b>TOTAL</b>		<b>112</b>