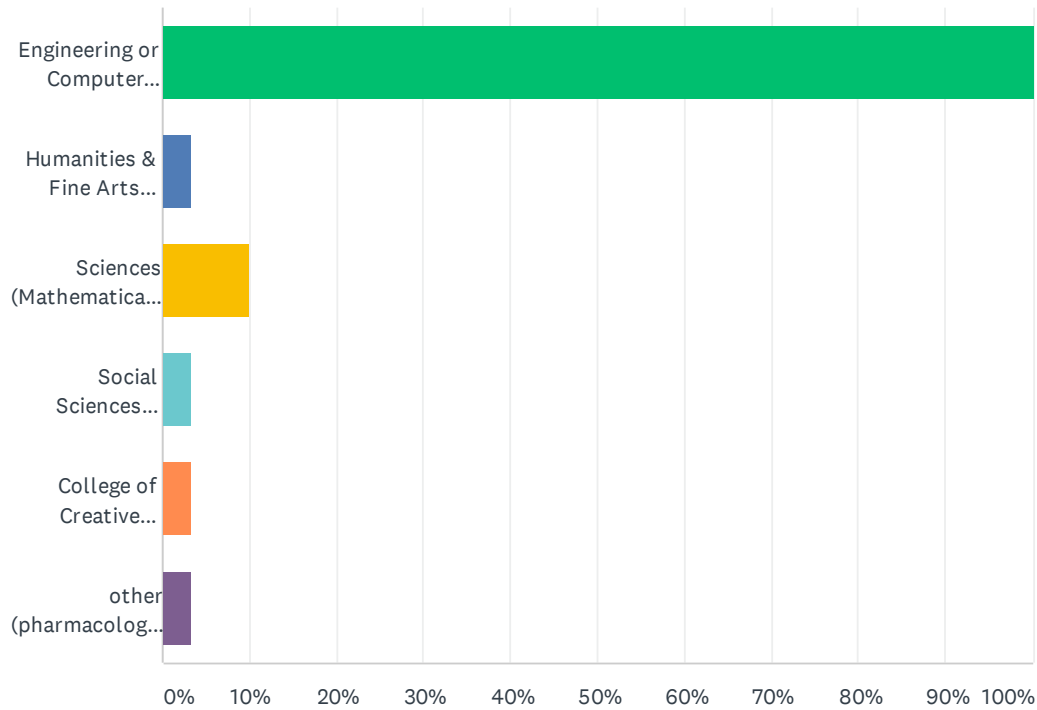


Q1 Your major is in which of the following divisions? (check all that apply)

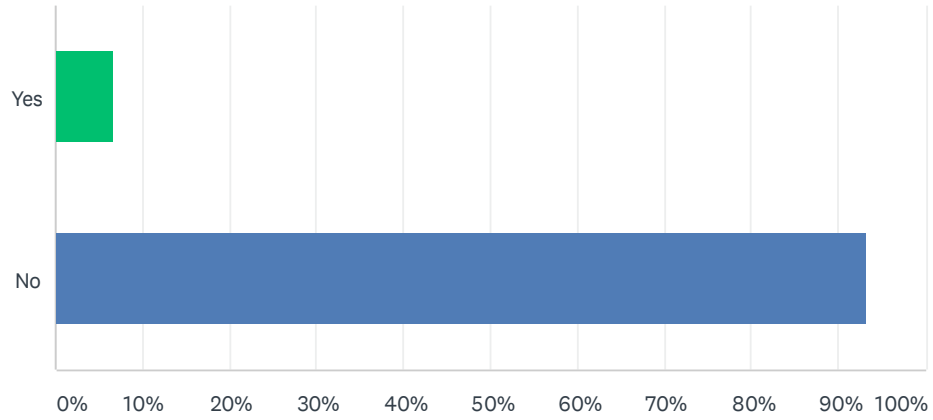
Answered: 30 Skipped: 0



ANSWER CHOICES	RESPONSES	
Engineering or Computer Science	100.00%	30
Humanities & Fine Arts (History, Film Studies, Philosophy, etc.)	3.33%	1
Sciences (Mathematical, Life, Physical)	10.00%	3
Social Sciences (Economics, Communication, Anthropology, etc.)	3.33%	1
College of Creative Studies	3.33%	1
other (pharmacology, actuarial science, etc.)	3.33%	1
Total Respondents: 30		

Q2 Were you a transfer student?

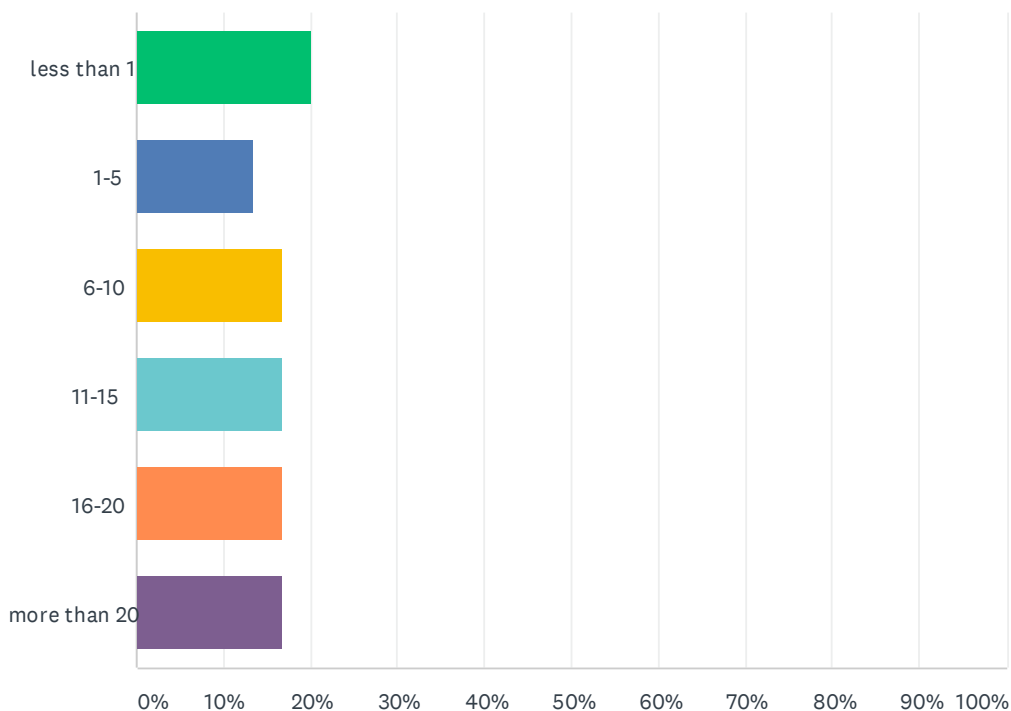
Answered: 30 Skipped: 0



ANSWER CHOICES	RESPONSES	
Yes	6.67%	2
No	93.33%	28
TOTAL		30

Q3 On average, how many hours per week did you spend in the Library's physical spaces?

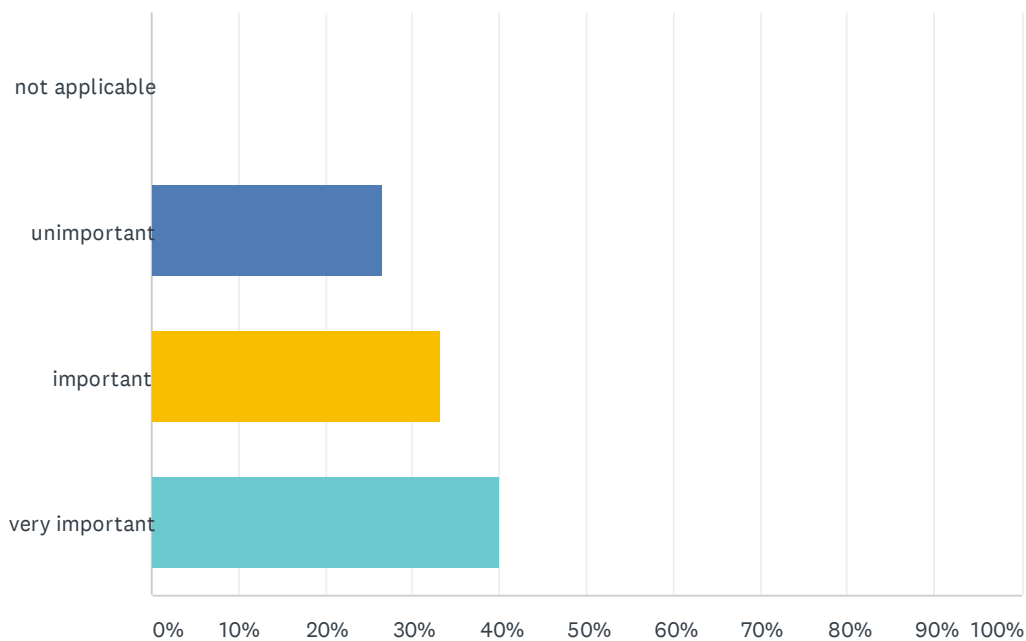
Answered: 30 Skipped: 0



ANSWER CHOICES	RESPONSES	
less than 1	20.00%	6
1-5	13.33%	4
6-10	16.67%	5
11-15	16.67%	5
16-20	16.67%	5
more than 20	16.67%	5
TOTAL		30

Q4 On the whole, how important do you feel the Library was to your success at UCSB?

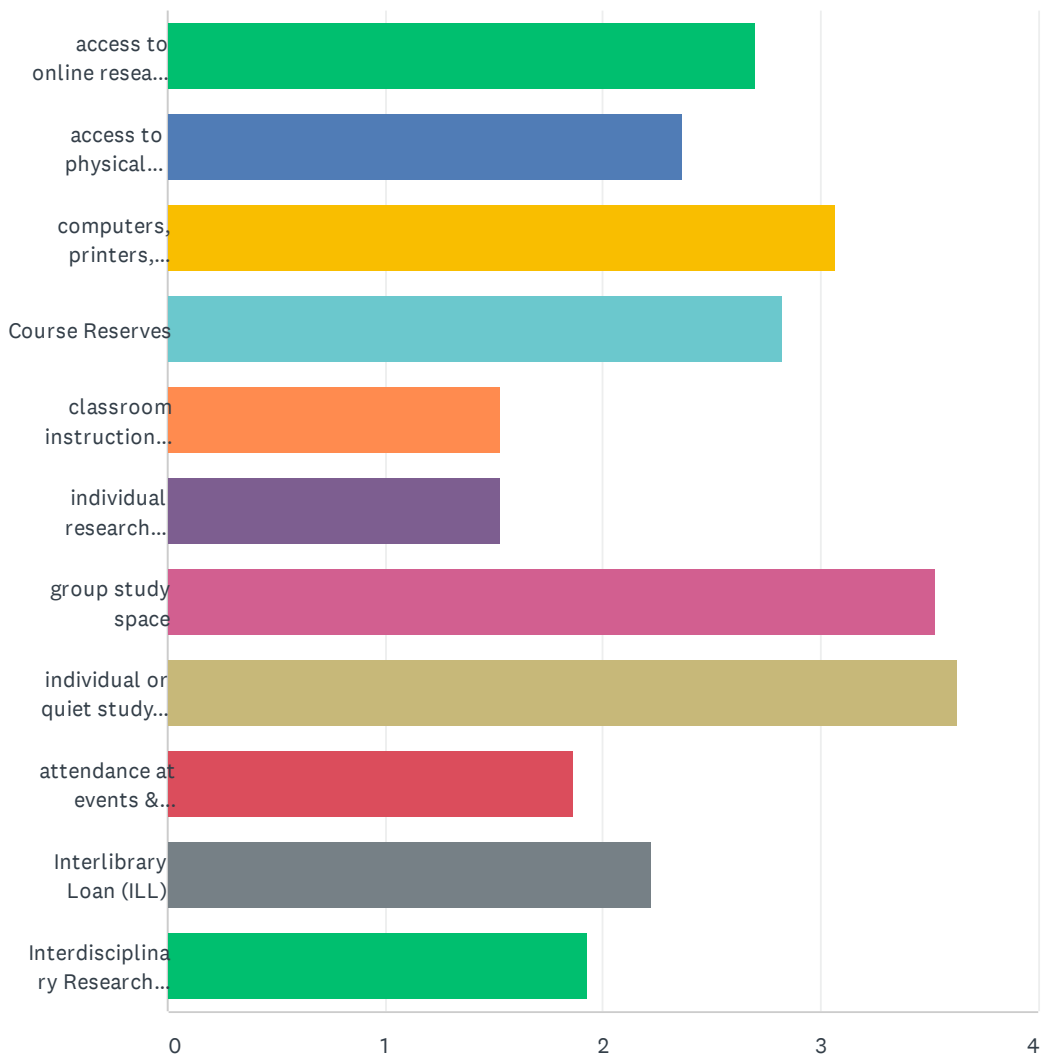
Answered: 30 Skipped: 0



ANSWER CHOICES	RESPONSES	
not applicable	0.00%	0
unimportant	26.67%	8
important	33.33%	10
very important	40.00%	12
TOTAL		30

Q5 How would you characterize the value of these Library services and programs to your success as a student at UCSB?

Answered: 30 Skipped: 0

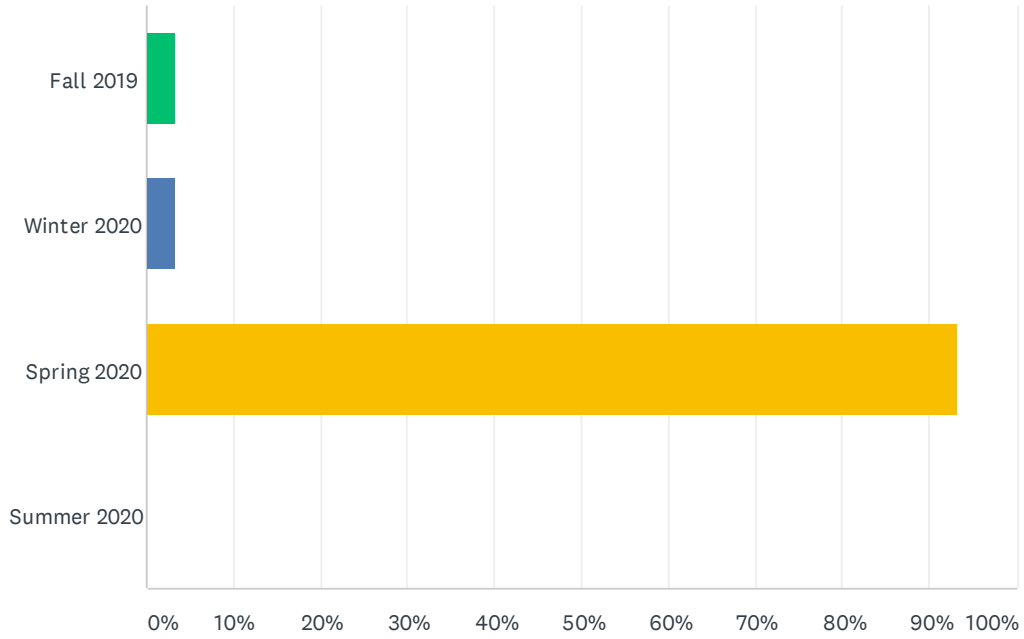


UCSB Library Survey - Graduating Students 2019-2020

	NOT APPLICABLE	UNIMPORTANT	IMPORTANT	VERY IMPORTANT	TOTAL	WEIGHTED AVERAGE
access to online research materials	16.67% 5	23.33% 7	33.33% 10	26.67% 8	30	2.70
access to physical research materials	26.67% 8	23.33% 7	36.67% 11	13.33% 4	30	2.37
computers, printers, scanners, wireless, Library laptops	10.00% 3	13.33% 4	36.67% 11	40.00% 12	30	3.07
Course Reserves	16.67% 5	20.00% 6	26.67% 8	36.67% 11	30	2.83
classroom instruction taught by a librarian	56.67% 17	33.33% 10	10.00% 3	0.00% 0	30	1.53
individual research assistance from a librarian	60.00% 18	26.67% 8	13.33% 4	0.00% 0	30	1.53
group study space	3.33% 1	10.00% 3	16.67% 5	70.00% 21	30	3.53
individual or quiet study space	3.33% 1	6.67% 2	13.33% 4	76.67% 23	30	3.63
attendance at events & exhibitions (including UCSB Reads program)	46.67% 14	26.67% 8	20.00% 6	6.67% 2	30	1.87
Interlibrary Loan (ILL)	36.67% 11	23.33% 7	20.00% 6	20.00% 6	30	2.23
Interdisciplinary Research Collaboratory	46.67% 14	26.67% 8	13.33% 4	13.33% 4	30	1.93

Q7 When did you graduate?

Answered: 30 Skipped: 0



ANSWER CHOICES	RESPONSES
Fall 2019	3.33% 1
Winter 2020	3.33% 1
Spring 2020	93.33% 28
Summer 2020	0.00% 0
TOTAL	30