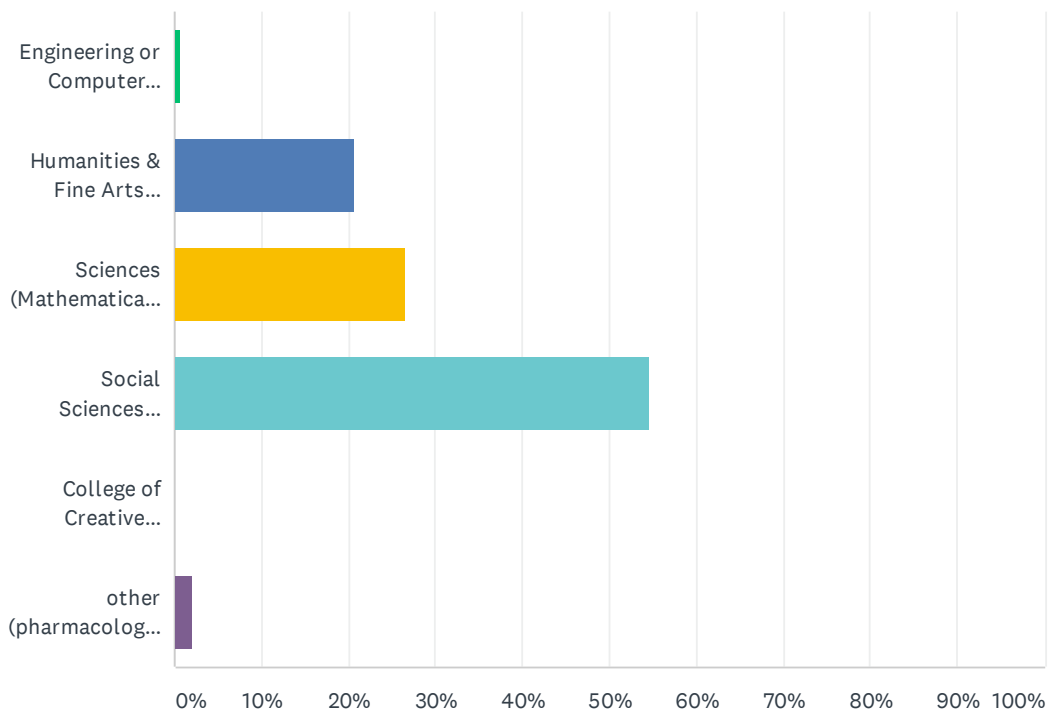


Q1 Your major is in which of the following divisions? (check all that apply)

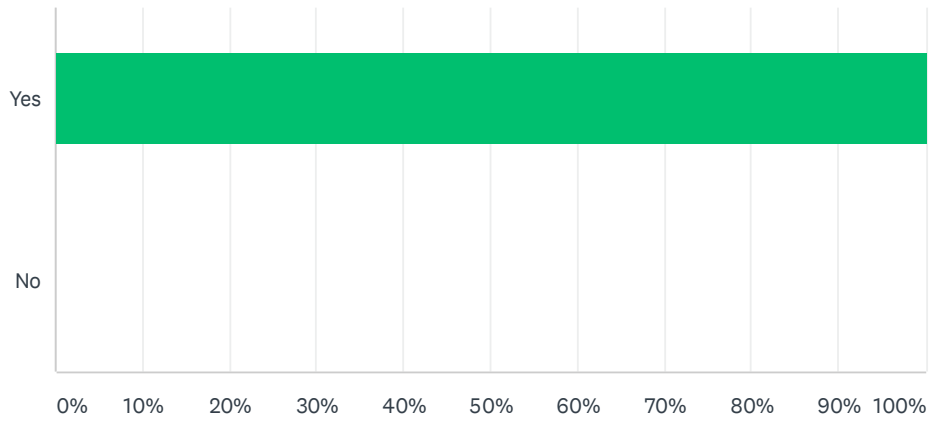
Answered: 150 Skipped: 0



ANSWER CHOICES	RESPONSES	
Engineering or Computer Science	0.67%	1
Humanities & Fine Arts (History, Film Studies, Philosophy, etc.)	20.67%	31
Sciences (Mathematical, Life, Physical)	26.67%	40
Social Sciences (Economics, Communication, Anthropology, etc.)	54.67%	82
College of Creative Studies	0.00%	0
other (pharmacology, actuarial science, etc.)	2.00%	3
Total Respondents: 150		

Q2 Were you a transfer student?

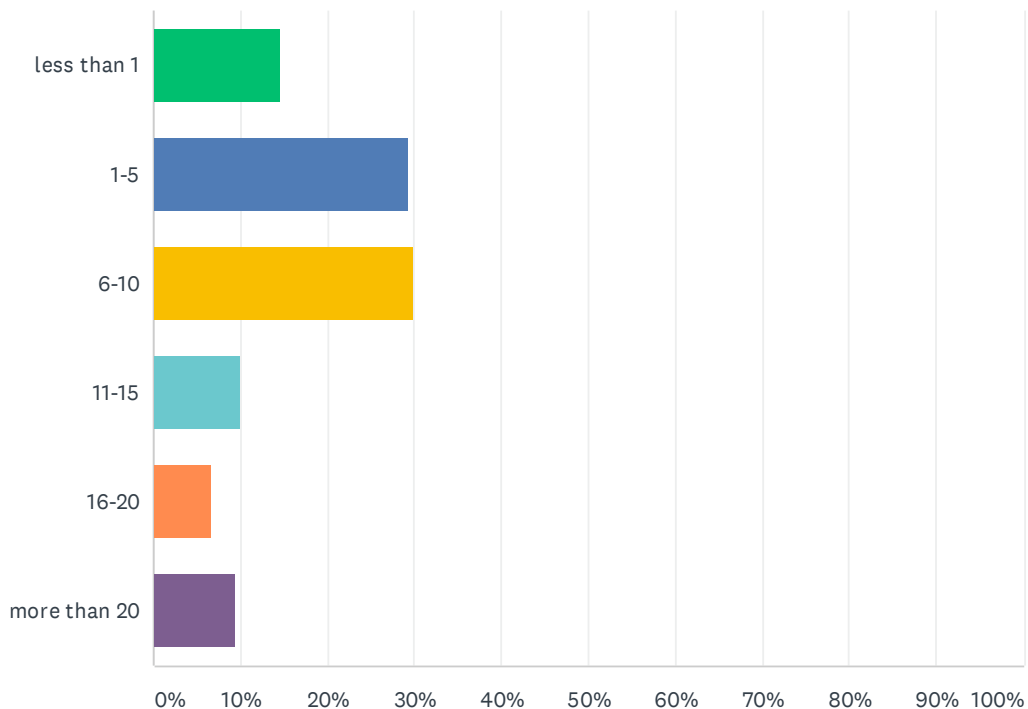
Answered: 150 Skipped: 0



ANSWER CHOICES	RESPONSES	
Yes	100.00%	150
No	0.00%	0
TOTAL		150

Q3 On average, how many hours per week did you spend in the Library's physical spaces?

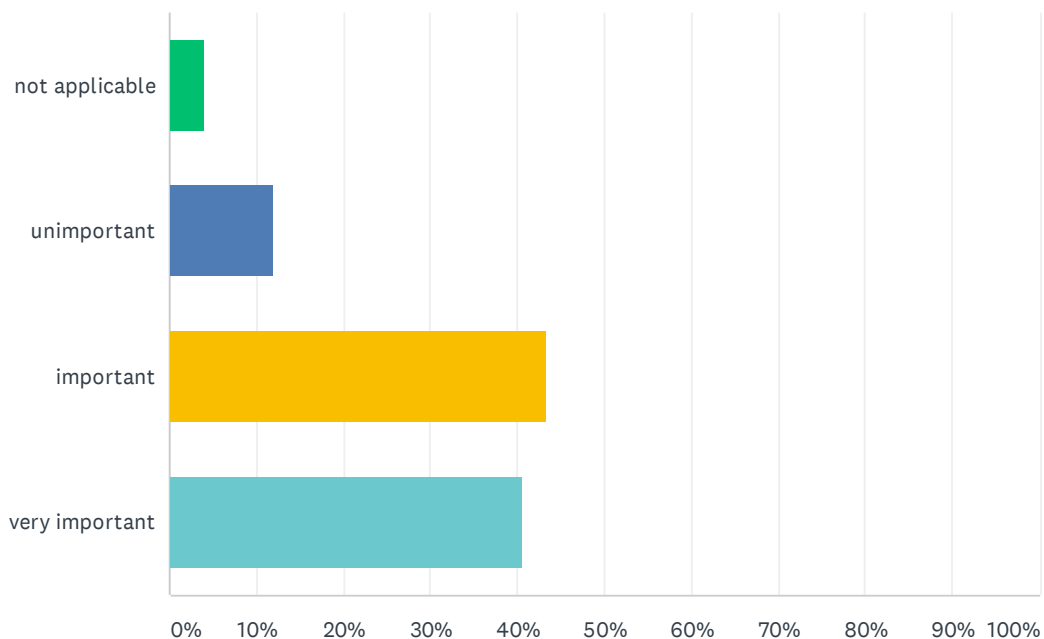
Answered: 150 Skipped: 0



ANSWER CHOICES	RESPONSES	
less than 1	14.67%	22
1-5	29.33%	44
6-10	30.00%	45
11-15	10.00%	15
16-20	6.67%	10
more than 20	9.33%	14
TOTAL		150

Q4 On the whole, how important do you feel the Library was to your success at UCSB?

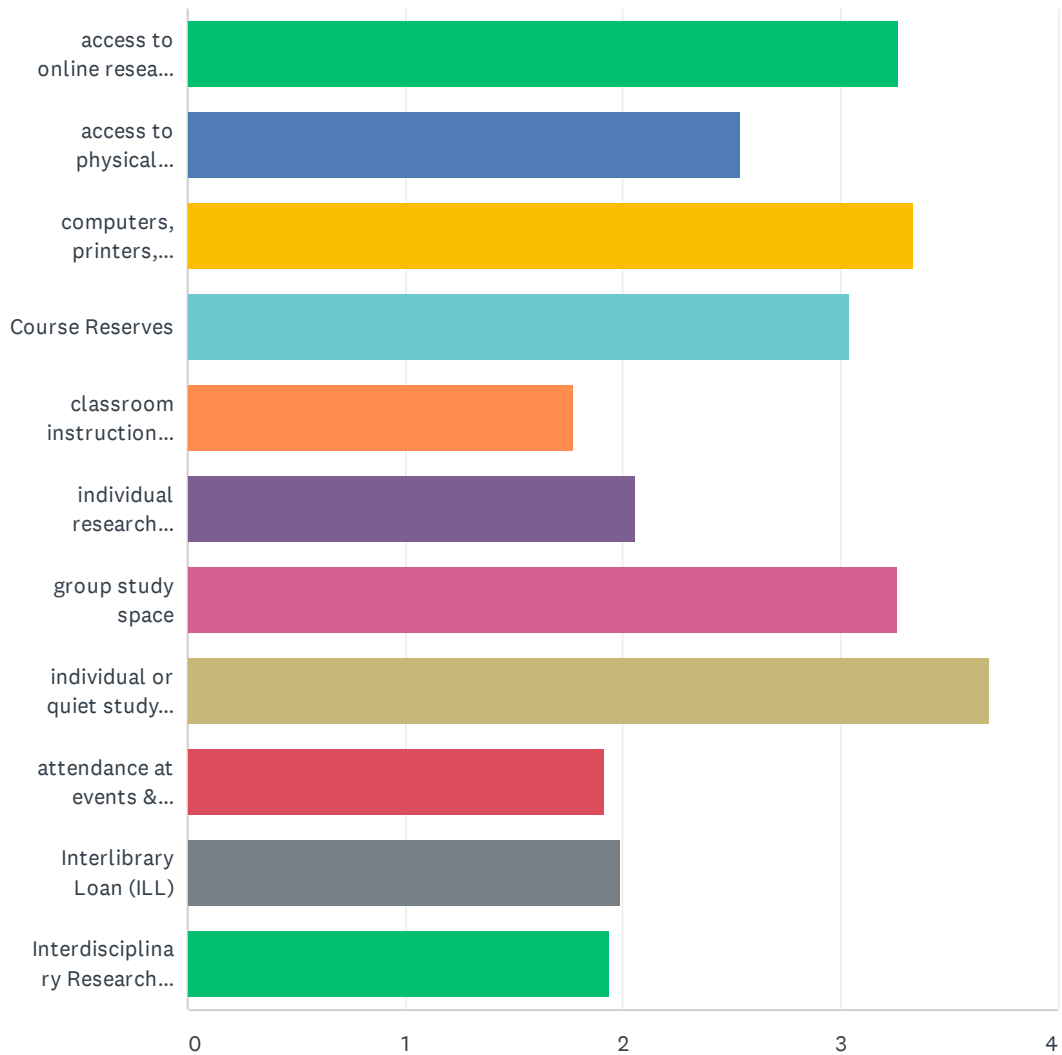
Answered: 150 Skipped: 0



ANSWER CHOICES	RESPONSES	
not applicable	4.00%	6
unimportant	12.00%	18
important	43.33%	65
very important	40.67%	61
TOTAL		150

Q5 How would you characterize the value of these Library services and programs to your success as a student at UCSB?

Answered: 150 Skipped: 0



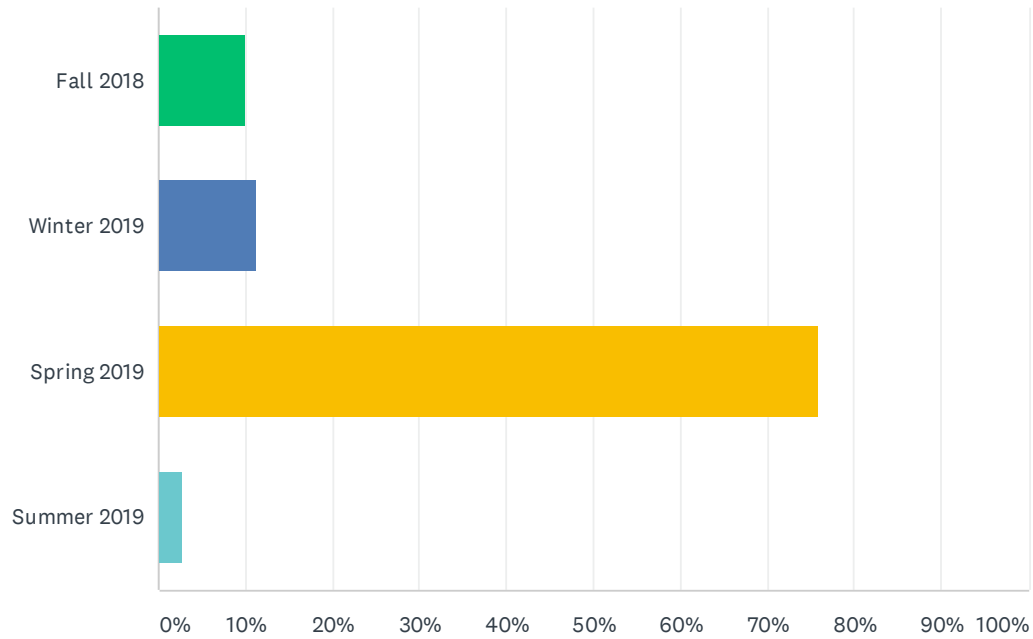
UCSB Library Survey - Graduating Students 2018-2019

	NOT APPLICABLE	UNIMPORTANT	IMPORTANT	VERY IMPORTANT	TOTAL	WEIGHTED AVERAGE
access to online research materials	10.00% 15	6.67% 10	30.00% 45	53.33% 80	150	3.27
access to physical research materials	18.00% 27	32.00% 48	28.00% 42	22.00% 33	150	2.54
computers, printers, scanners, wireless, Library laptops	5.37% 8	9.40% 14	30.87% 46	54.36% 81	149	3.34
Course Reserves	12.08% 18	14.09% 21	30.20% 45	43.62% 65	149	3.05
classroom instruction taught by a librarian	52.00% 78	23.33% 35	20.67% 31	4.00% 6	150	1.77
individual research assistance from a librarian	44.67% 67	16.00% 24	28.00% 42	11.33% 17	150	2.06
group study space	10.74% 16	6.04% 9	29.53% 44	53.69% 80	149	3.26
individual or quiet study space	2.67% 4	2.67% 4	18.00% 27	76.67% 115	150	3.69
attendance at events & exhibitions (including UCSB Reads program)	45.33% 68	26.67% 40	18.67% 28	9.33% 14	150	1.92
Interlibrary Loan (ILL)	49.33% 74	18.00% 27	16.67% 25	16.00% 24	150	1.99
Interdisciplinary Research Collaboratory	51.33% 77	18.00% 27	16.00% 24	14.67% 22	150	1.94

#	OTHER (PLEASE SPECIFY)	DATE
1	I went to the Transfer Student Center almost every weekday	6/3/2019 12:56 PM
2	Writing boards	5/14/2019 9:01 PM
3	Egg Chair	5/14/2019 3:42 PM
4	Phone Charging Stations--very important	3/7/2019 2:47 PM

Q7 When did you graduate?

Answered: 150 Skipped: 0



ANSWER CHOICES	RESPONSES	
Fall 2018	10.00%	15
Winter 2019	11.33%	17
Spring 2019	76.00%	114
Summer 2019	2.67%	4
TOTAL		150