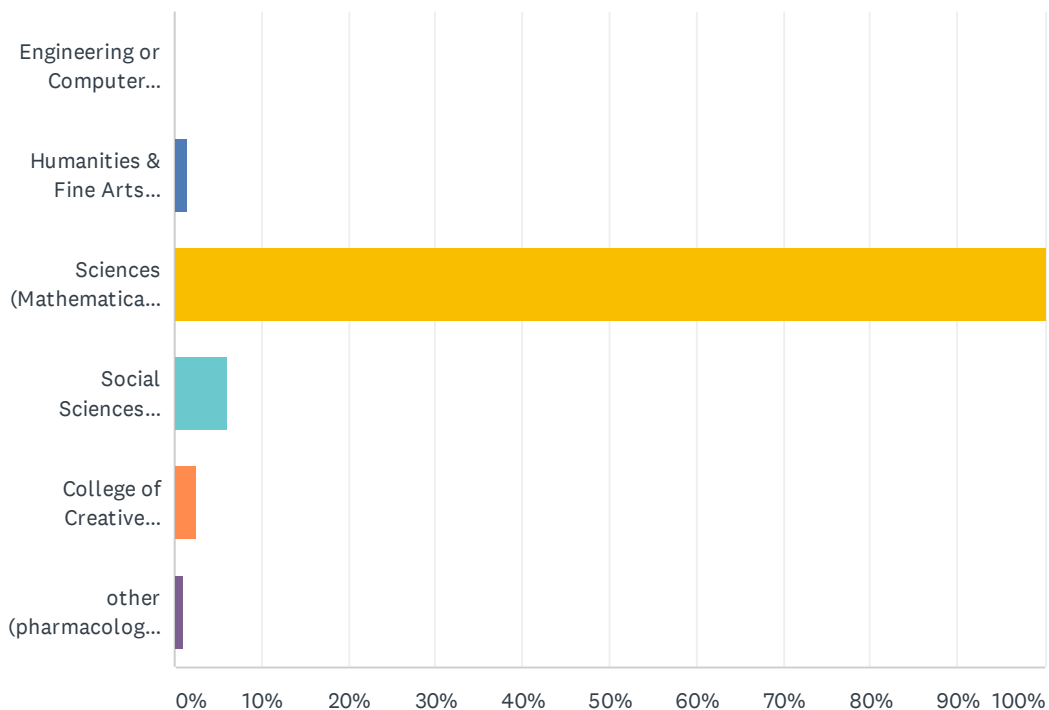


Q1 Your major is in which of the following divisions? (check all that apply)

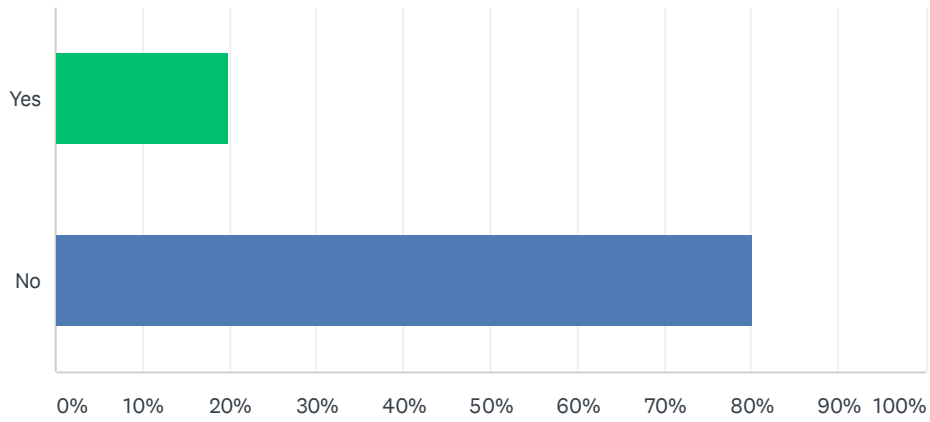
Answered: 201 Skipped: 0



ANSWER CHOICES	RESPONSES	
Engineering or Computer Science	0.00%	0
Humanities & Fine Arts (History, Film Studies, Philosophy, etc.)	1.49%	3
Sciences (Mathematical, Life, Physical)	100.00%	201
Social Sciences (Economics, Communication, Anthropology, etc.)	5.97%	12
College of Creative Studies	2.49%	5
other (pharmacology, actuarial science, etc.)	1.00%	2
Total Respondents: 201		

Q2 Were you a transfer student?

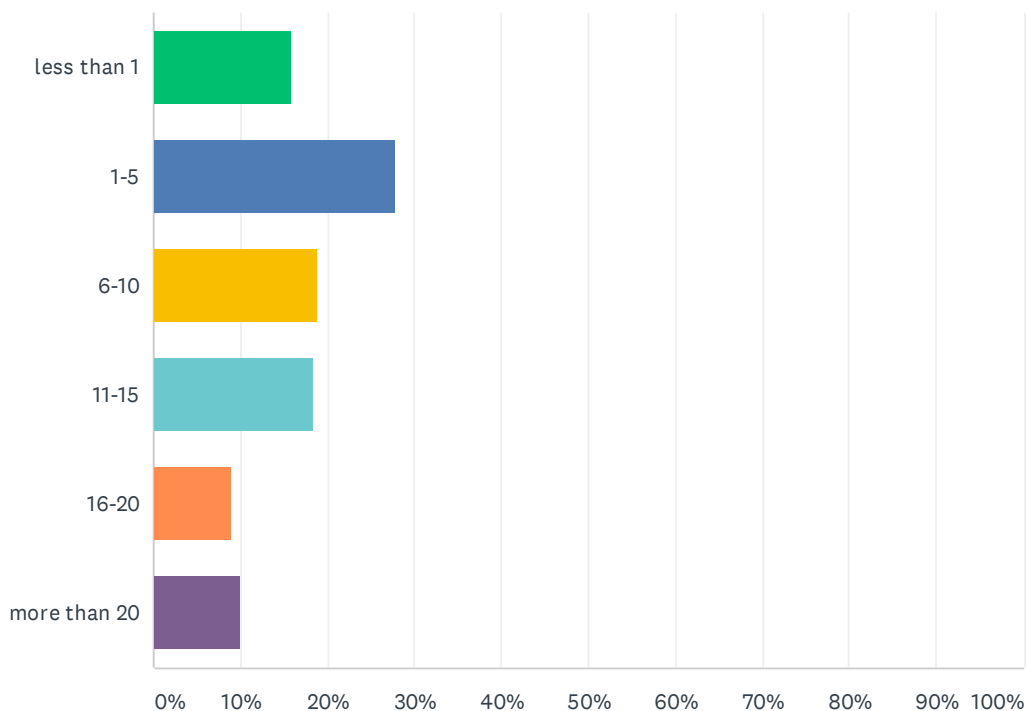
Answered: 201 Skipped: 0



ANSWER CHOICES	RESPONSES	
Yes	19.90%	40
No	80.10%	161
TOTAL		201

Q3 On average, how many hours per week did you spend in the Library's physical spaces?

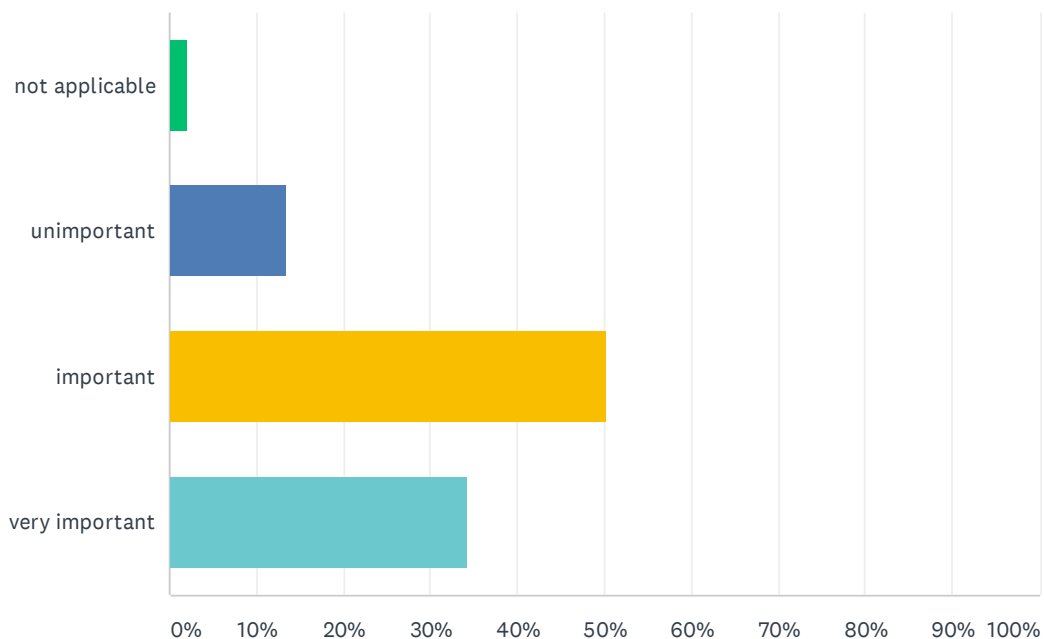
Answered: 201 Skipped: 0



ANSWER CHOICES	RESPONSES	
less than 1	15.92%	32
1-5	27.86%	56
6-10	18.91%	38
11-15	18.41%	37
16-20	8.96%	18
more than 20	9.95%	20
TOTAL		201

Q4 On the whole, how important do you feel the Library was to your success at UCSB?

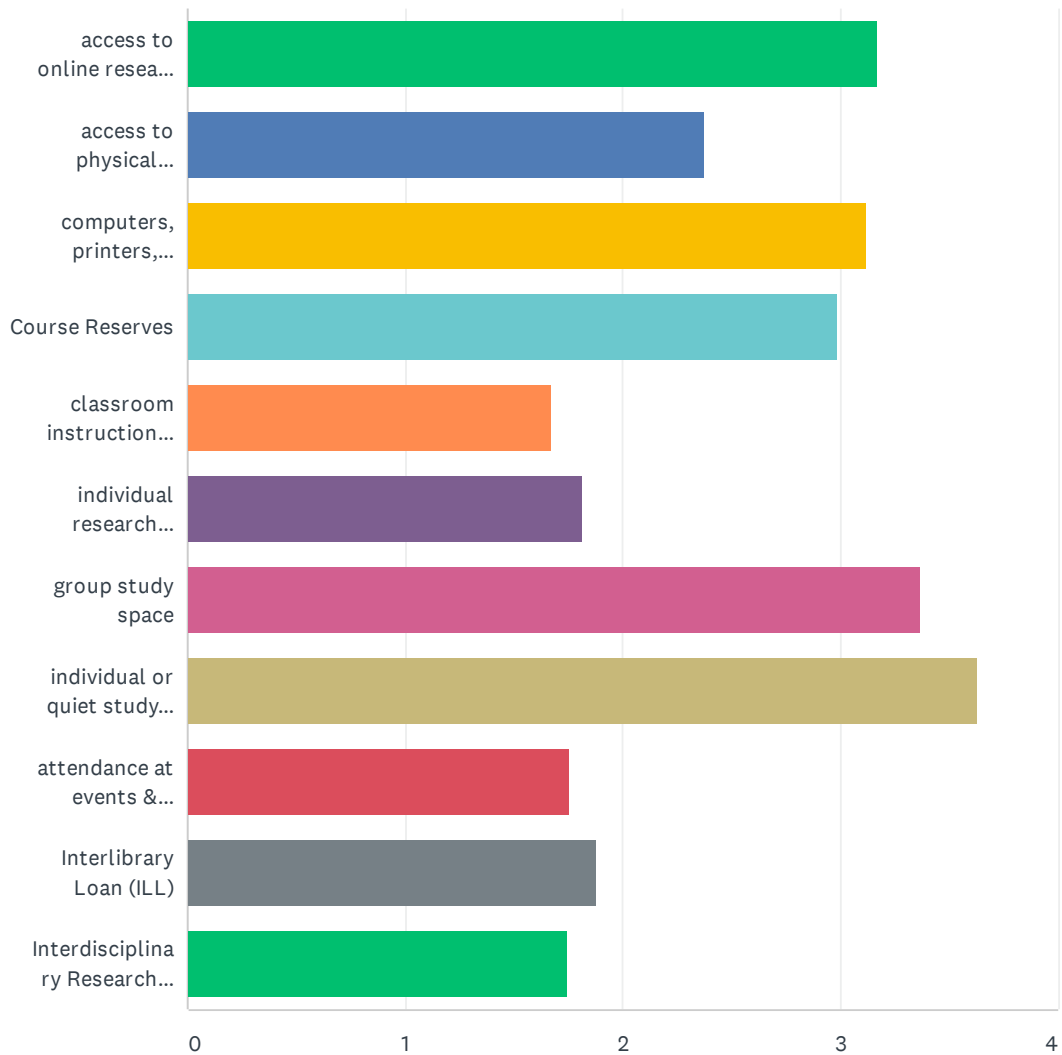
Answered: 201 Skipped: 0



ANSWER CHOICES	RESPONSES	
not applicable	1.99%	4
unimportant	13.43%	27
important	50.25%	101
very important	34.33%	69
TOTAL		201

Q5 How would you characterize the value of these Library services and programs to your success as a student at UCSB?

Answered: 201 Skipped: 0



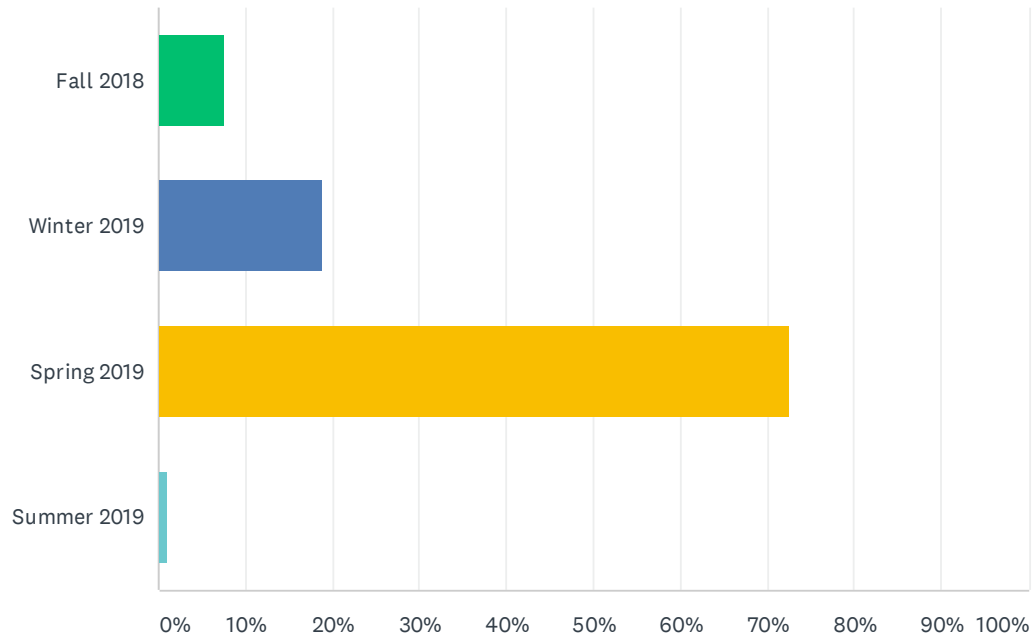
UCSB Library Survey - Graduating Students 2018-2019

	NOT APPLICABLE	UNIMPORTANT	IMPORTANT	VERY IMPORTANT	TOTAL	WEIGHTED AVERAGE
access to online research materials	10.50% 21	5.00% 10	41.00% 82	43.50% 87	200	3.17
access to physical research materials	17.50% 35	40.50% 81	28.00% 56	14.00% 28	200	2.38
computers, printers, scanners, wireless, Library laptops	7.46% 15	14.43% 29	36.32% 73	41.79% 84	201	3.12
Course Reserves	9.55% 19	20.60% 41	30.65% 61	39.20% 78	199	2.99
classroom instruction taught by a librarian	50.75% 101	33.67% 67	13.57% 27	2.01% 4	199	1.67
individual research assistance from a librarian	49.25% 99	25.37% 51	19.40% 39	5.97% 12	201	1.82
group study space	4.00% 8	7.00% 14	37.50% 75	51.50% 103	200	3.37
individual or quiet study space	2.49% 5	2.49% 5	24.88% 50	70.15% 141	201	3.63
attendance at events & exhibitions (including UCSB Reads program)	46.50% 93	35.00% 70	14.50% 29	4.00% 8	200	1.76
Interlibrary Loan (ILL)	52.74% 106	19.90% 40	14.43% 29	12.94% 26	201	1.88
Interdisciplinary Research Collaboratory	58.00% 116	18.50% 37	13.50% 27	10.00% 20	200	1.75

#	OTHER (PLEASE SPECIFY)	DATE
1	Writing boards	5/14/2019 9:01 PM
2	Place to get away from distractions.	5/14/2019 6:57 PM
3	Place to have a rest	3/7/2019 4:21 PM
4	Phone Charging Stations--very important	3/7/2019 2:47 PM

Q7 When did you graduate?

Answered: 201 Skipped: 0



ANSWER CHOICES	RESPONSES	
Fall 2018	7.46%	15
Winter 2019	18.91%	38
Spring 2019	72.64%	146
Summer 2019	1.00%	2
TOTAL		201