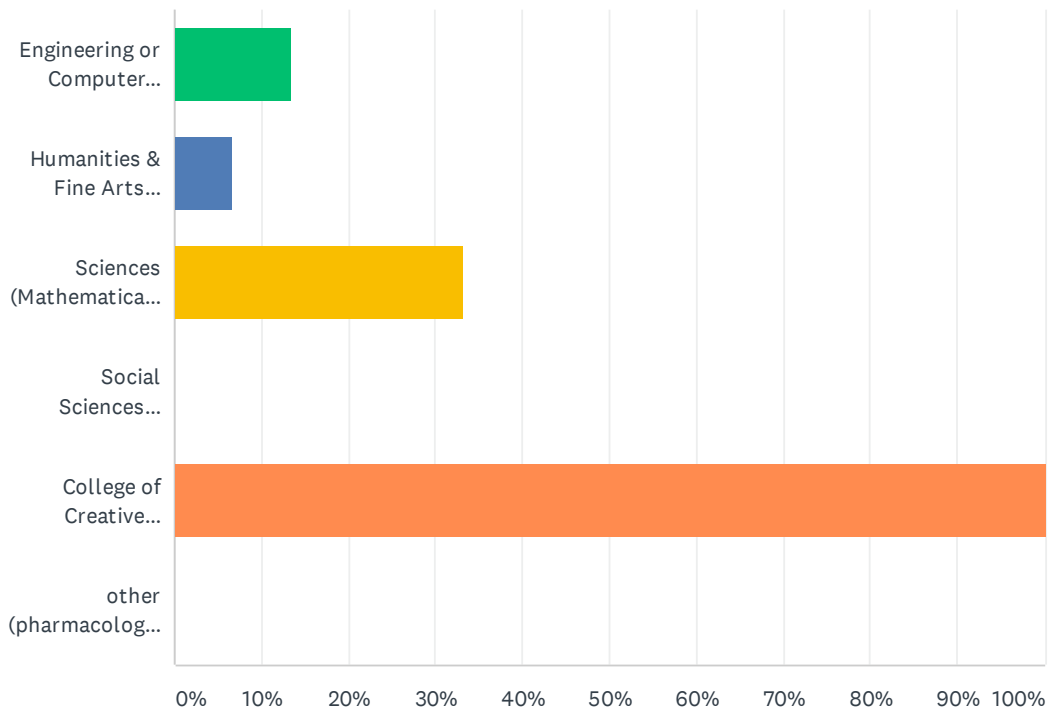


# Q1 Your major is in which of the following divisions? (check all that apply)

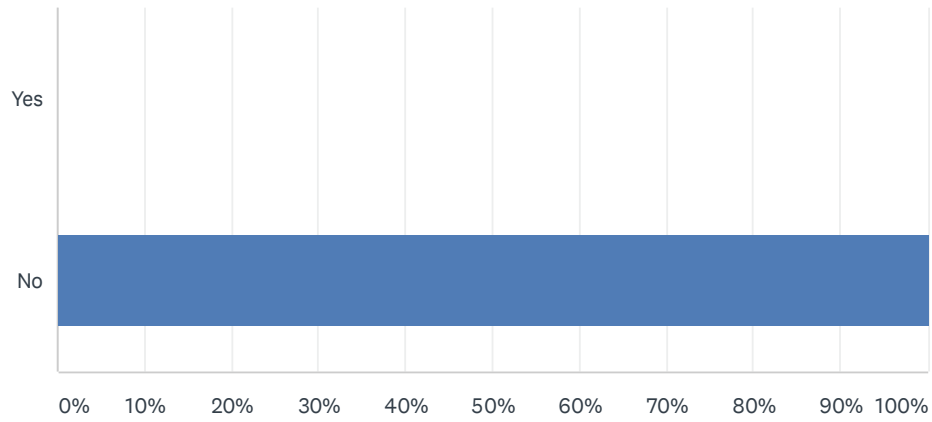
Answered: 15 Skipped: 0



ANSWER CHOICES	RESPONSES	
Engineering or Computer Science	13.33%	2
Humanities & Fine Arts (History, Film Studies, Philosophy, etc.)	6.67%	1
Sciences (Mathematical, Life, Physical)	33.33%	5
Social Sciences (Economics, Communication, Anthropology, etc.)	0.00%	0
College of Creative Studies	100.00%	15
other (pharmacology, actuarial science, etc.)	0.00%	0
Total Respondents: 15		

## Q2 Were you a transfer student?

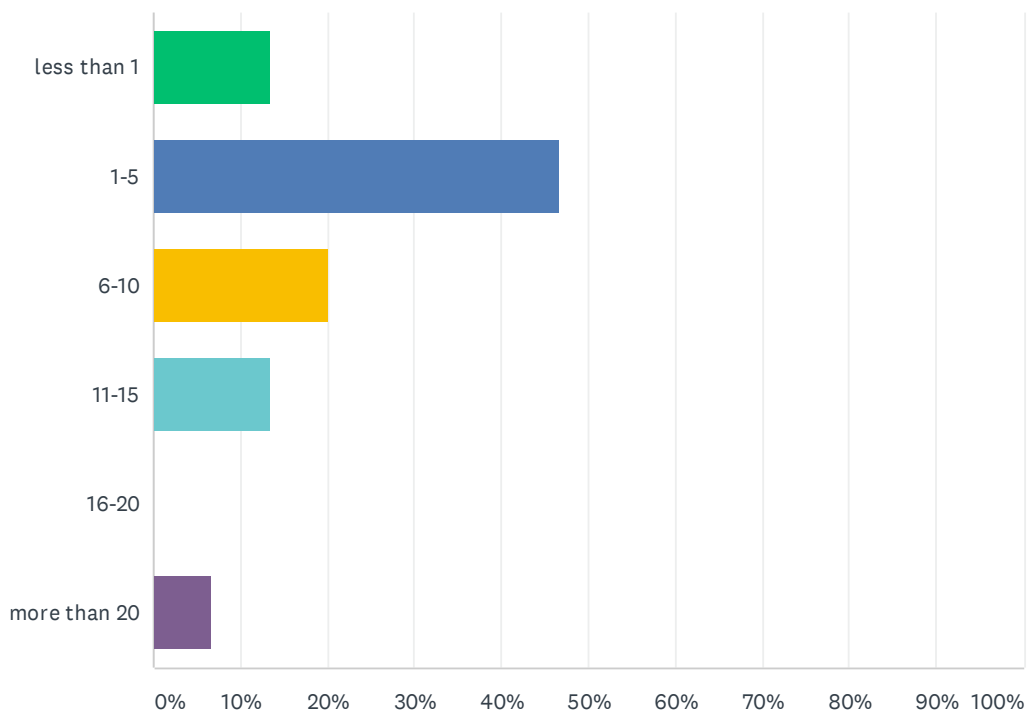
Answered: 15 Skipped: 0



ANSWER CHOICES	RESPONSES	
Yes	0.00%	0
No	100.00%	15
TOTAL		15

### Q3 On average, how many hours per week did you spend in the Library's physical spaces?

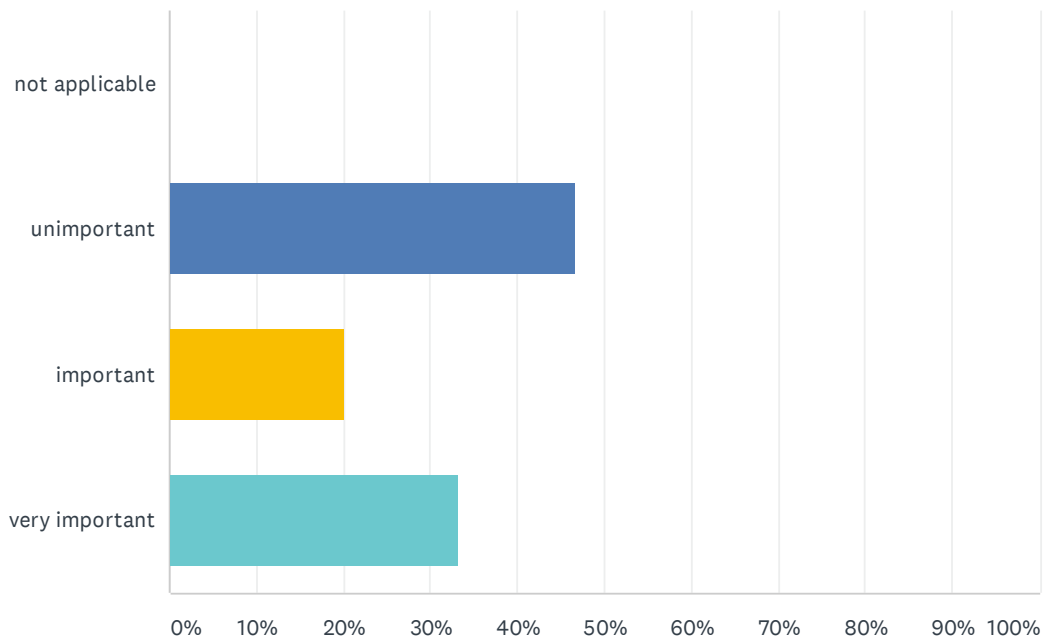
Answered: 15 Skipped: 0



ANSWER CHOICES	RESPONSES	
less than 1	13.33%	2
1-5	46.67%	7
6-10	20.00%	3
11-15	13.33%	2
16-20	0.00%	0
more than 20	6.67%	1
<b>TOTAL</b>		<b>15</b>

### Q4 On the whole, how important do you feel the Library was to your success at UCSB?

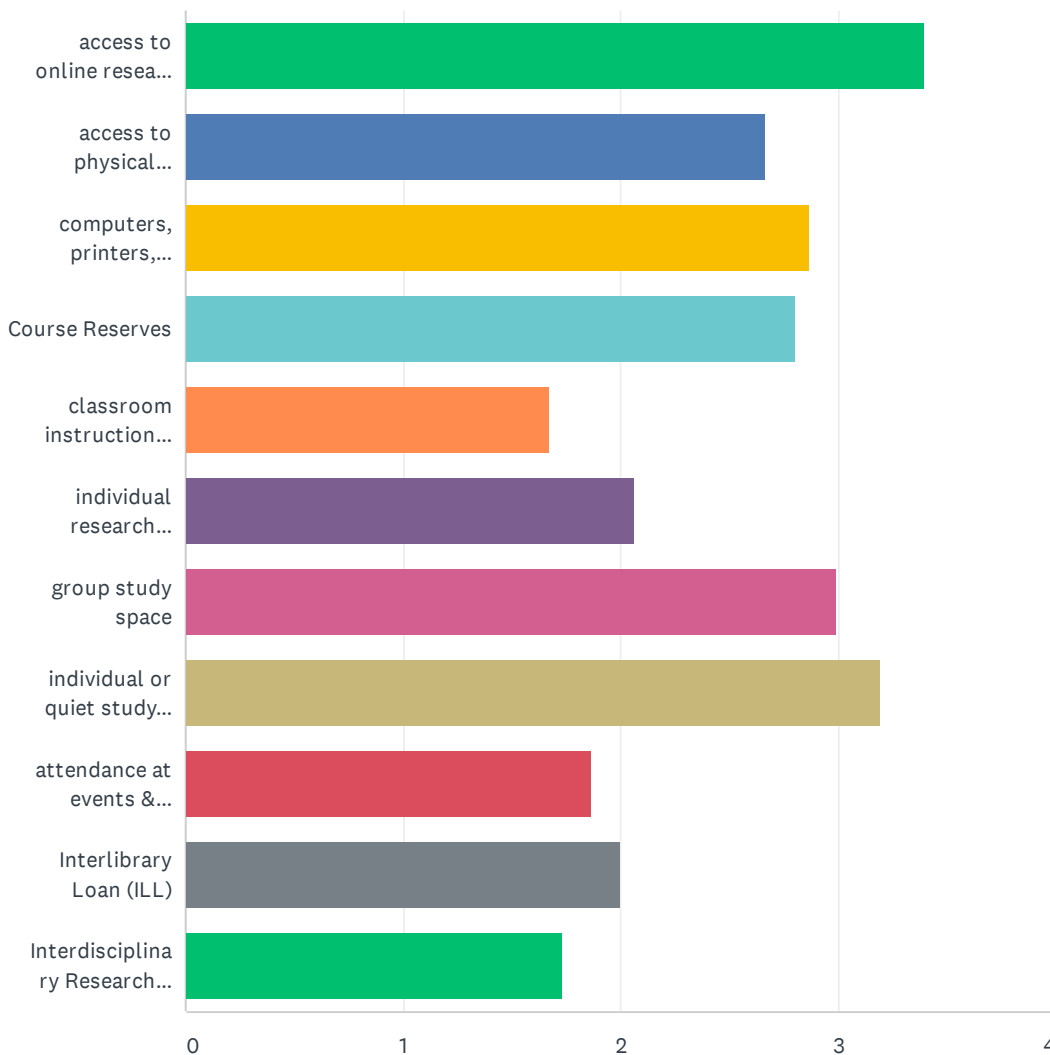
Answered: 15 Skipped: 0



ANSWER CHOICES	RESPONSES	
not applicable	0.00%	0
unimportant	46.67%	7
important	20.00%	3
very important	33.33%	5
<b>TOTAL</b>		<b>15</b>

### Q5 How would you characterize the value of these Library services and programs to your success as a student at UCSB?

Answered: 15 Skipped: 0

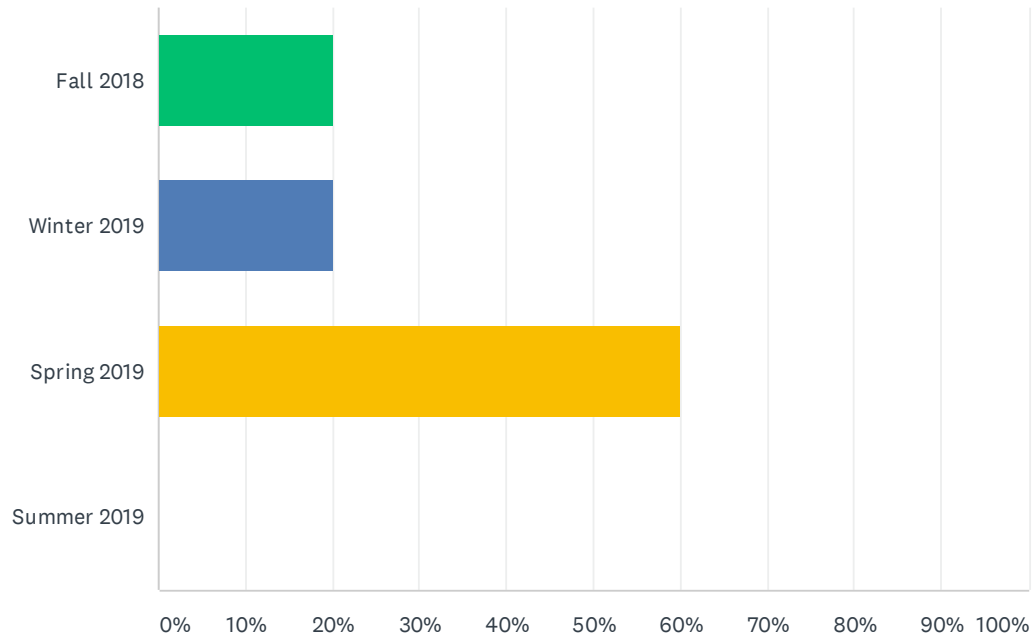


UCSB Library Survey - Graduating Students 2018-2019

	NOT APPLICABLE	UNIMPORTANT	IMPORTANT	VERY IMPORTANT	TOTAL	WEIGHTED AVERAGE
access to online research materials	6.67% 1	6.67% 1	26.67% 4	60.00% 9	15	3.40
access to physical research materials	13.33% 2	33.33% 5	26.67% 4	26.67% 4	15	2.67
computers, printers, scanners, wireless, Library laptops	0.00% 0	33.33% 5	46.67% 7	20.00% 3	15	2.87
Course Reserves	6.67% 1	40.00% 6	20.00% 3	33.33% 5	15	2.80
classroom instruction taught by a librarian	40.00% 6	53.33% 8	6.67% 1	0.00% 0	15	1.67
individual research assistance from a librarian	40.00% 6	26.67% 4	20.00% 3	13.33% 2	15	2.07
group study space	6.67% 1	6.67% 1	66.67% 10	20.00% 3	15	3.00
individual or quiet study space	0.00% 0	20.00% 3	40.00% 6	40.00% 6	15	3.20
attendance at events & exhibitions (including UCSB Reads program)	40.00% 6	33.33% 5	26.67% 4	0.00% 0	15	1.87
Interlibrary Loan (ILL)	46.67% 7	26.67% 4	6.67% 1	20.00% 3	15	2.00
Interdisciplinary Research Collaboratory	53.33% 8	33.33% 5	0.00% 0	13.33% 2	15	1.73

## Q7 When did you graduate?

Answered: 15 Skipped: 0



ANSWER CHOICES	RESPONSES	
Fall 2018	20.00%	3
Winter 2019	20.00%	3
Spring 2019	60.00%	9
Summer 2019	0.00%	0
<b>TOTAL</b>		<b>15</b>