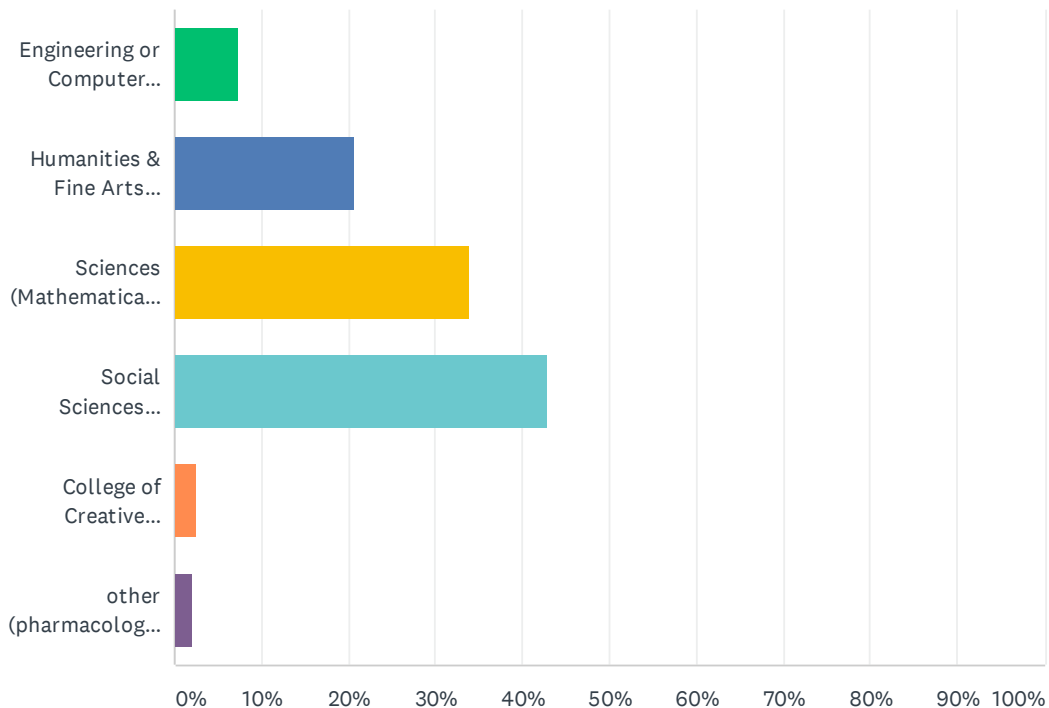


Q1 Your major is in which of the following divisions? (check all that apply)

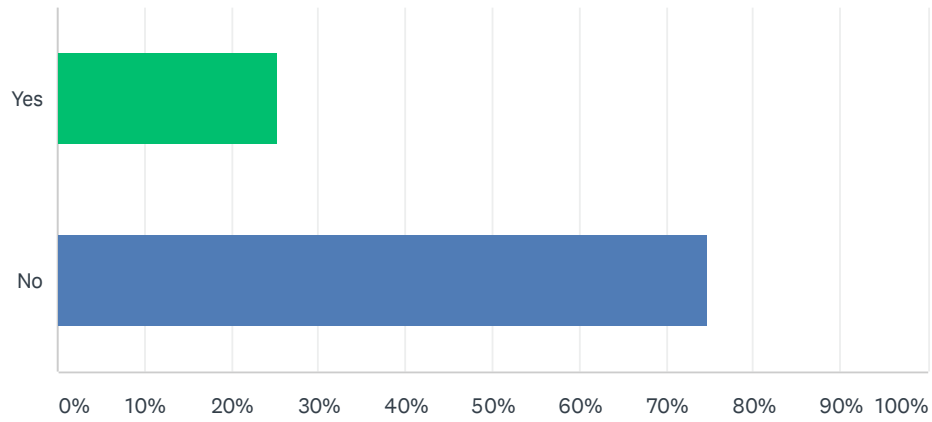
Answered: 593 Skipped: 0



ANSWER CHOICES	RESPONSES	
Engineering or Computer Science	7.25%	43
Humanities & Fine Arts (History, Film Studies, Philosophy, etc.)	20.74%	123
Sciences (Mathematical, Life, Physical)	33.90%	201
Social Sciences (Economics, Communication, Anthropology, etc.)	42.83%	254
College of Creative Studies	2.53%	15
other (pharmacology, actuarial science, etc.)	2.02%	12
Total Respondents: 593		

Q2 Were you a transfer student?

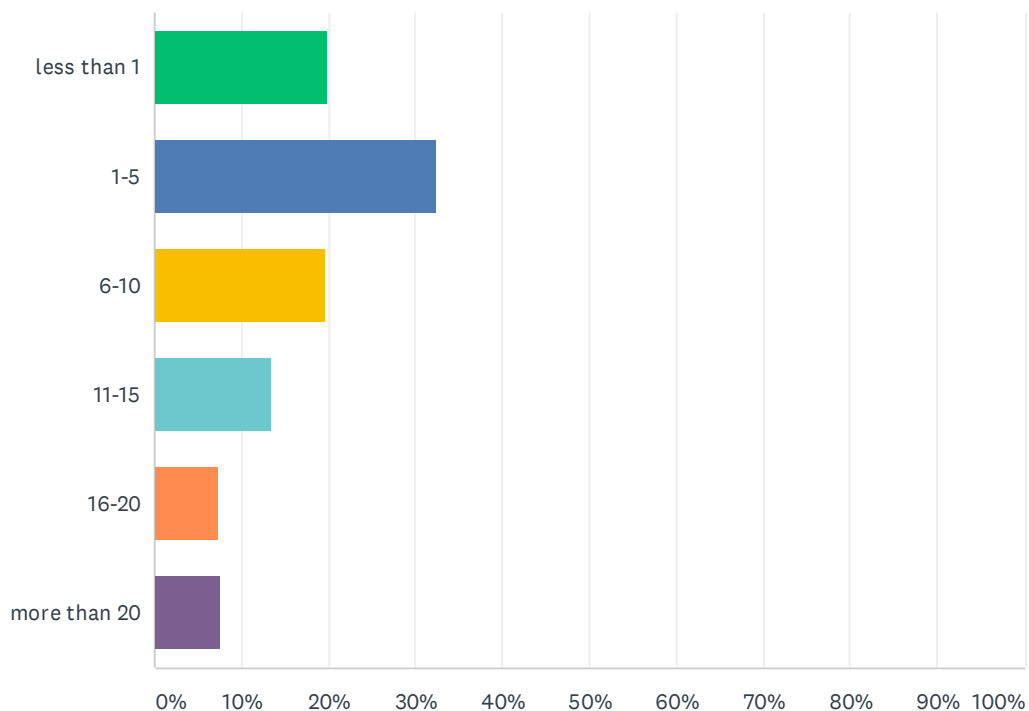
Answered: 592 Skipped: 1



ANSWER CHOICES	RESPONSES	
Yes	25.34%	150
No	74.66%	442
TOTAL		592

Q3 On average, how many hours per week did you spend in the Library's physical spaces?

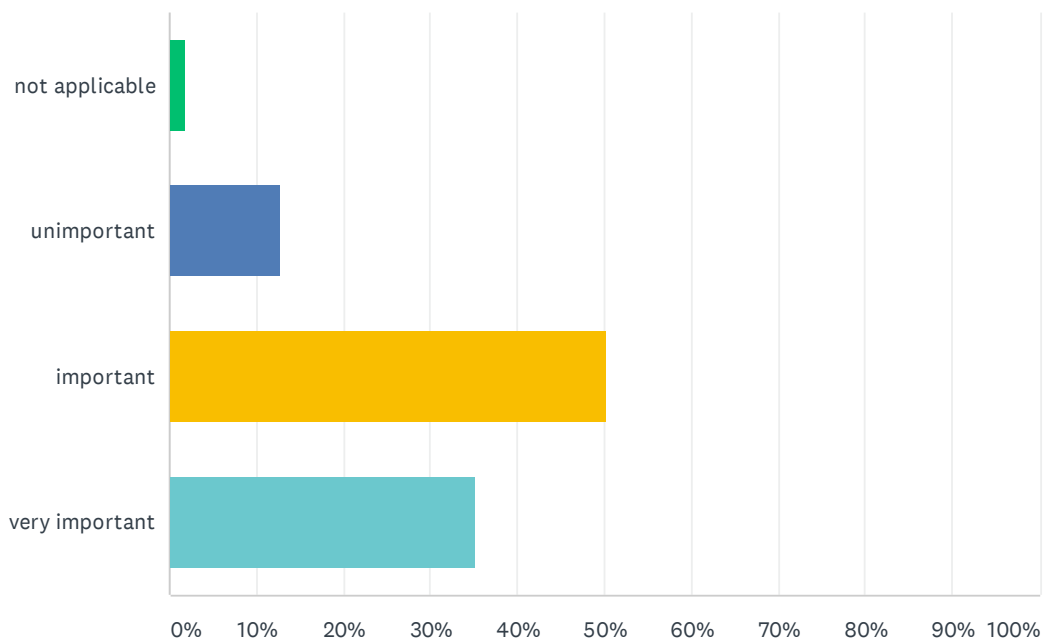
Answered: 593 Skipped: 0



ANSWER CHOICES	RESPONSES	
less than 1	19.90%	118
1-5	32.38%	192
6-10	19.56%	116
11-15	13.32%	79
16-20	7.25%	43
more than 20	7.59%	45
TOTAL		593

Q4 On the whole, how important do you feel the Library was to your success at UCSB?

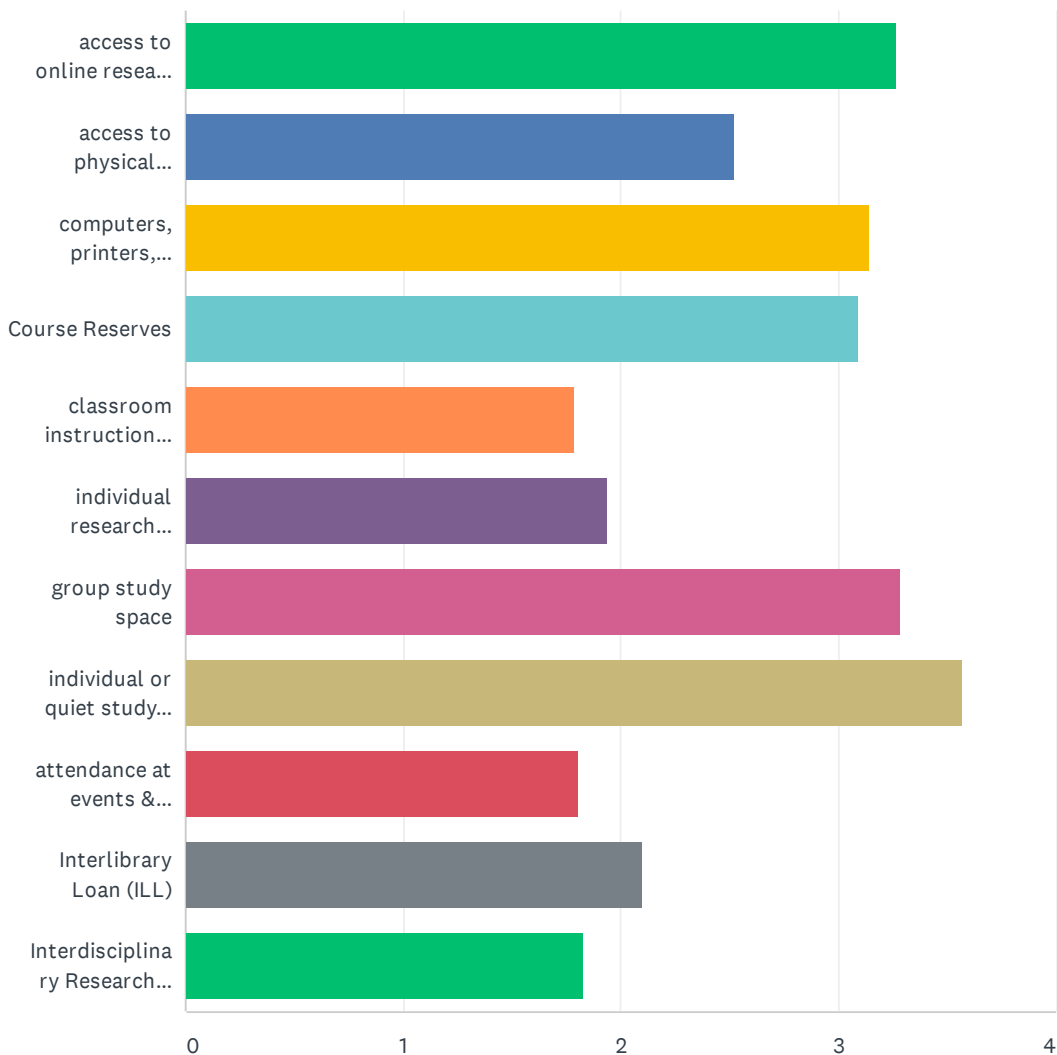
Answered: 593 Skipped: 0



ANSWER CHOICES	RESPONSES	
not applicable	1.85%	11
unimportant	12.82%	76
important	50.25%	298
very important	35.08%	208
TOTAL		593

Q5 How would you characterize the value of these Library services and programs to your success as a student at UCSB?

Answered: 593 Skipped: 0



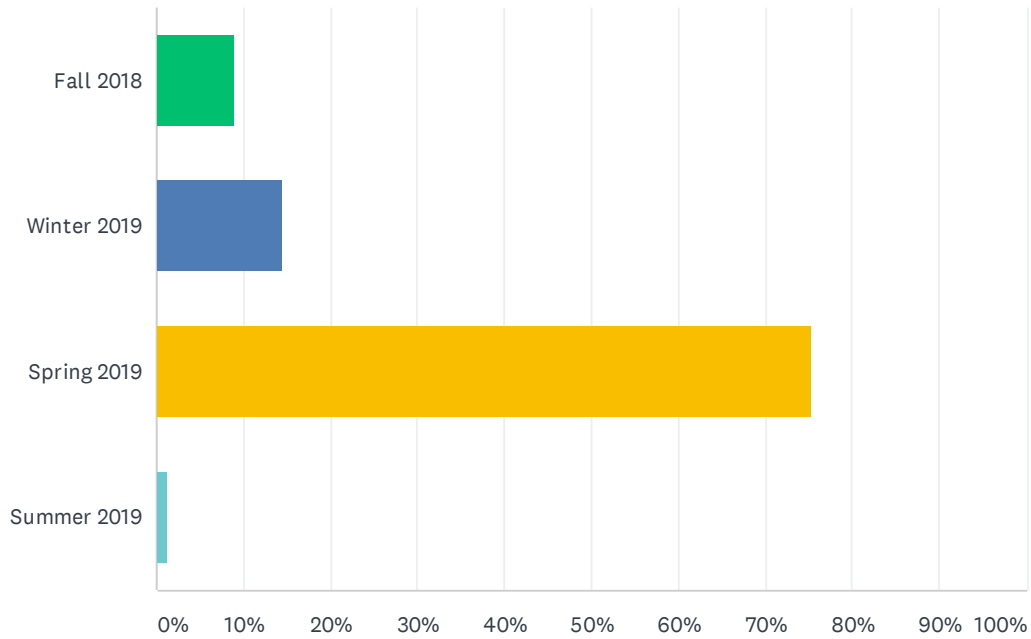
UCSB Library Survey - Graduating Students 2018-2019

	NOT APPLICABLE	UNIMPORTANT	IMPORTANT	VERY IMPORTANT	TOTAL	WEIGHTED AVERAGE
access to online research materials	8.11% 48	6.42% 38	36.32% 215	49.16% 291	592	3.27
access to physical research materials	15.54% 92	33.61% 199	32.77% 194	18.07% 107	592	2.53
computers, printers, scanners, wireless, Library laptops	7.60% 45	14.19% 84	34.29% 203	43.92% 260	592	3.15
Course Reserves	8.81% 52	16.95% 100	29.83% 176	44.41% 262	590	3.10
classroom instruction taught by a librarian	47.55% 281	29.78% 176	19.29% 114	3.38% 20	591	1.79
individual research assistance from a librarian	46.28% 274	21.96% 130	22.97% 136	8.78% 52	592	1.94
group study space	6.79% 40	6.45% 38	37.86% 223	48.90% 288	589	3.29
individual or quiet study space	3.56% 21	3.22% 19	25.76% 152	67.46% 398	590	3.57
attendance at events & exhibitions (including UCSB Reads program)	46.87% 277	30.80% 182	16.75% 99	5.58% 33	591	1.81
Interlibrary Loan (ILL)	45.03% 267	18.38% 109	17.71% 105	18.89% 112	593	2.10
Interdisciplinary Research Collaboratory	54.22% 321	19.76% 117	14.70% 87	11.32% 67	592	1.83

#	OTHER (PLEASE SPECIFY)	DATE
1	I went to the Transfer Student Center almost every weekday	6/3/2019 12:56 PM
2	Scanners are very important	5/15/2019 4:23 PM
3	Writing boards	5/14/2019 9:01 PM
4	Place to get away from distractions.	5/14/2019 6:57 PM
5	Egg Chair	5/14/2019 3:42 PM
6	egg chairs!	5/14/2019 3:04 PM
7	Place to have a rest	3/7/2019 4:21 PM
8	Phone Charging Stations--very important	3/7/2019 2:47 PM
9	Online materials were key, especially access through google scholar.	3/6/2019 5:38 PM
10	Online Databases were important	2/26/2019 12:03 PM

Q7 When did you graduate?

Answered: 593 Skipped: 0



ANSWER CHOICES	RESPONSES	
Fall 2018	8.94%	53
Winter 2019	14.33%	85
Spring 2019	75.38%	447
Summer 2019	1.35%	8
TOTAL		593