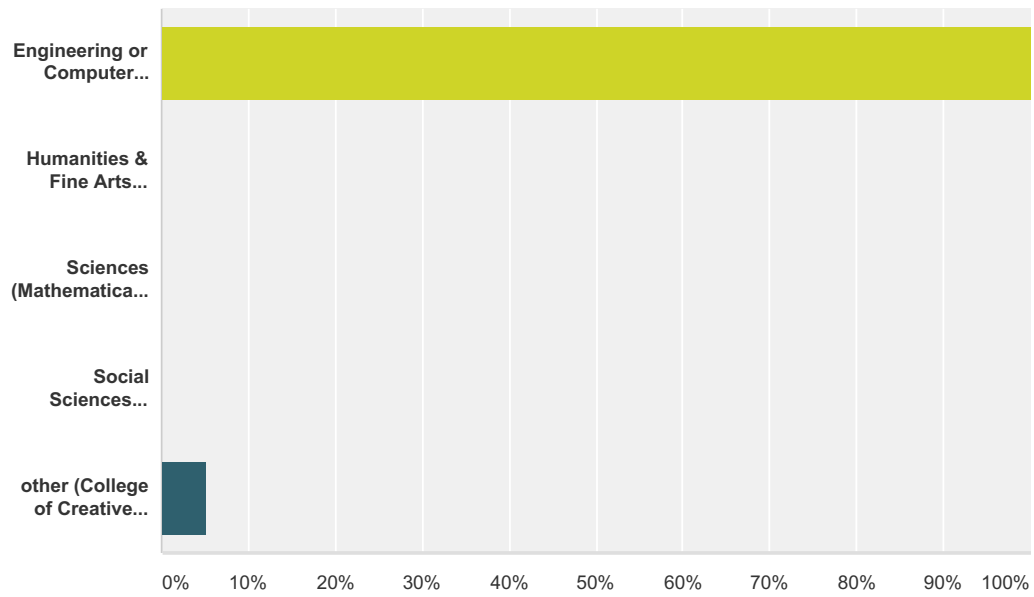


Q1 Your major is in which of the following divisions?

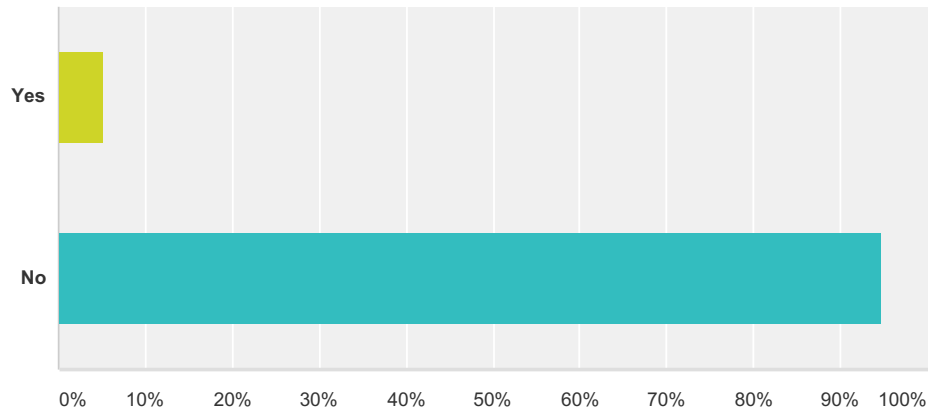
Answered: 38 Skipped: 0



Answer Choices	Responses	
Engineering or Computer Science	100.00%	38
Humanities & Fine Arts (History, Film Studies, Philosophy, etc.)	0.00%	0
Sciences (Mathematical, Life, Physical)	0.00%	0
Social Sciences (Economics, Communication, Anthropology, etc.)	0.00%	0
other (College of Creative Studies, etc.)	5.26%	2
Total Respondents: 38		

Q2 Were you a transfer student?

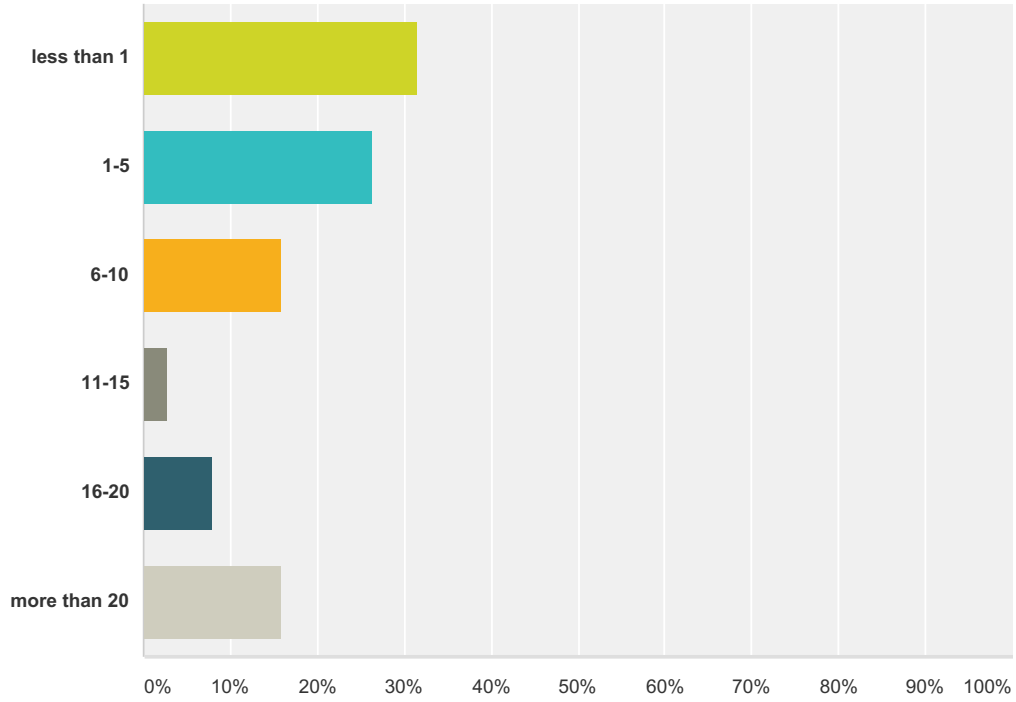
Answered: 38 Skipped: 0



Answer Choices	Responses	
Yes	5.26%	2
No	94.74%	36
Total		38

Q3 On average, how many hours per week did you spend in the Library's physical spaces?

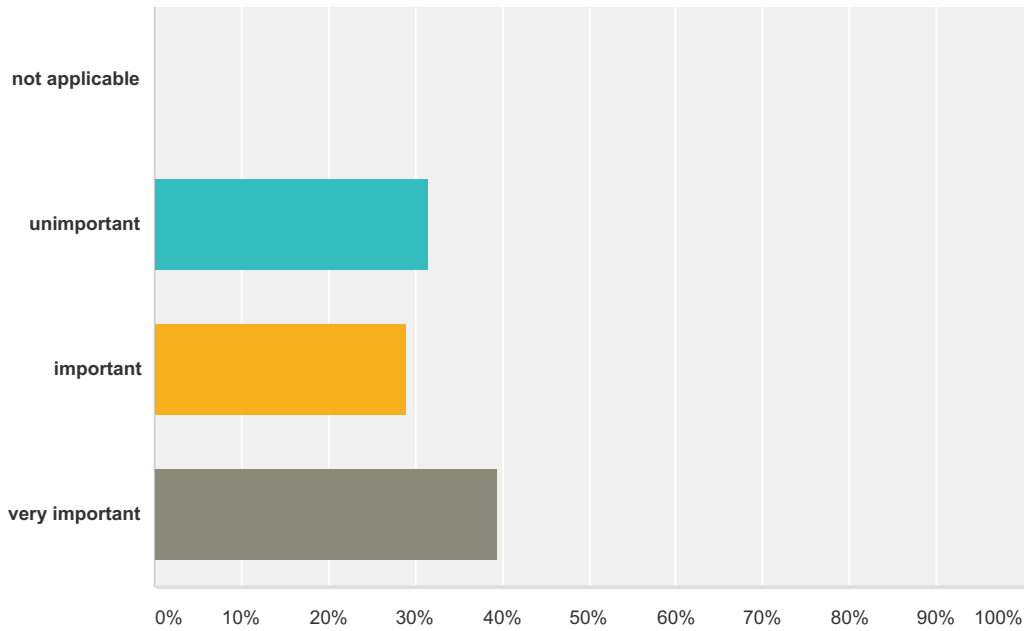
Answered: 38 Skipped: 0



Answer Choices	Responses	
less than 1	31.58%	12
1-5	26.32%	10
6-10	15.79%	6
11-15	2.63%	1
16-20	7.89%	3
more than 20	15.79%	6
Total		38

Q4 On the whole, how important do you feel the Library was to your success at UCSB?

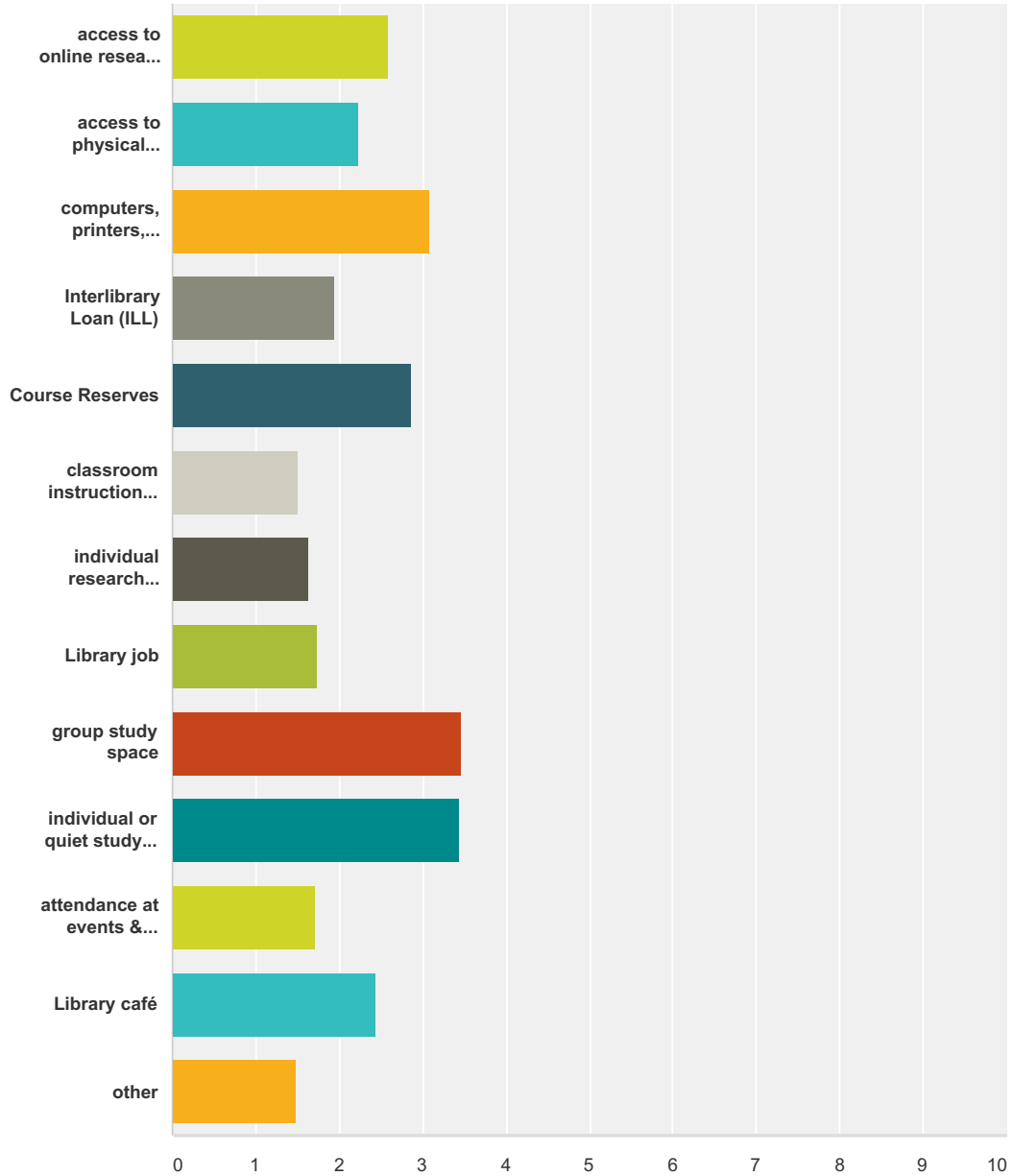
Answered: 38 Skipped: 0



Answer Choices	Responses	
not applicable	0.00%	0
unimportant	31.58%	12
important	28.95%	11
very important	39.47%	15
Total		38

Q5 How would you characterize the value of these Library services and programs to your success as a student at UCSB?

Answered: 38 Skipped: 0



	not applicable	unimportant	important	very important	Total	Weighted Average
access to online research materials	23.68% 9	18.42% 7	34.21% 13	23.68% 9	38	2.58
access to physical research materials	28.95% 11	31.58% 12	26.32% 10	13.16% 5	38	2.24
computers, printers, scanners, wireless, Library laptops	2.63% 1	21.05% 8	42.11% 16	34.21% 13	38	3.08

UCSB Library Survey - Graduating Students 2017

Interlibrary Loan (ILL)	42.11% 16	31.58% 12	15.79% 6	10.53% 4	38	1.95
Course Reserves	16.22% 6	18.92% 7	27.03% 10	37.84% 14	37	2.86
classroom instruction taught by a librarian	62.16% 23	27.03% 10	8.11% 3	2.70% 1	37	1.51
individual research assistance from a librarian	60.53% 23	21.05% 8	13.16% 5	5.26% 2	38	1.63
Library job	57.89% 22	15.79% 6	21.05% 8	5.26% 2	38	1.74
group study space	0.00% 0	5.26% 2	42.11% 16	52.63% 20	38	3.47
individual or quiet study space	0.00% 0	10.53% 4	34.21% 13	55.26% 21	38	3.45
attendance at events & exhibitions (including UCSB Reads program)	55.26% 21	26.32% 10	10.53% 4	7.89% 3	38	1.71
Library café	26.32% 10	21.05% 8	34.21% 13	18.42% 7	38	2.45
other	81.48% 22	0.00% 0	7.41% 2	11.11% 3	27	1.48