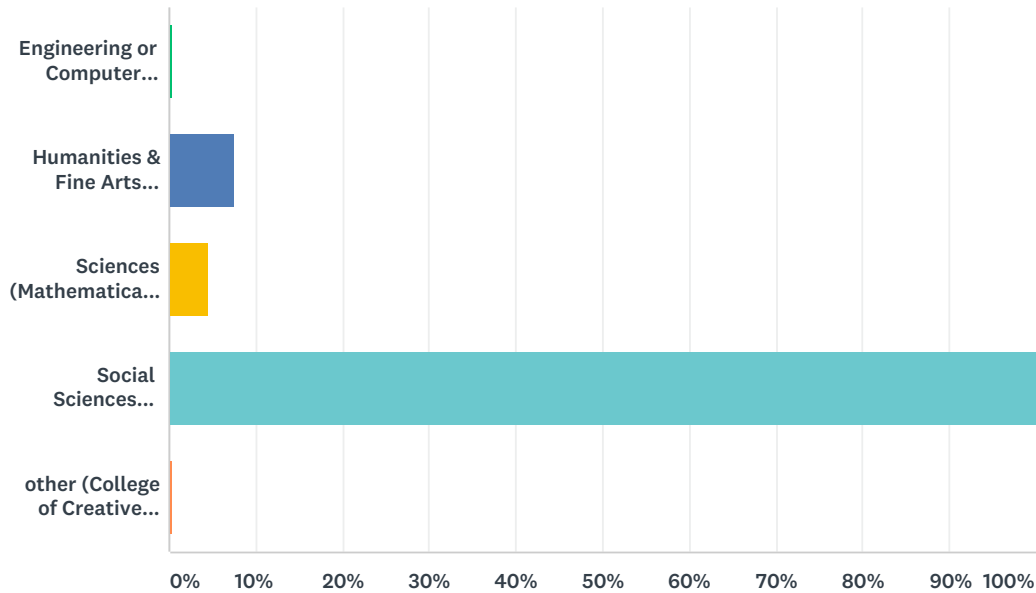


Q1 Your major is in which of the following divisions?

Answered: 255 Skipped: 0

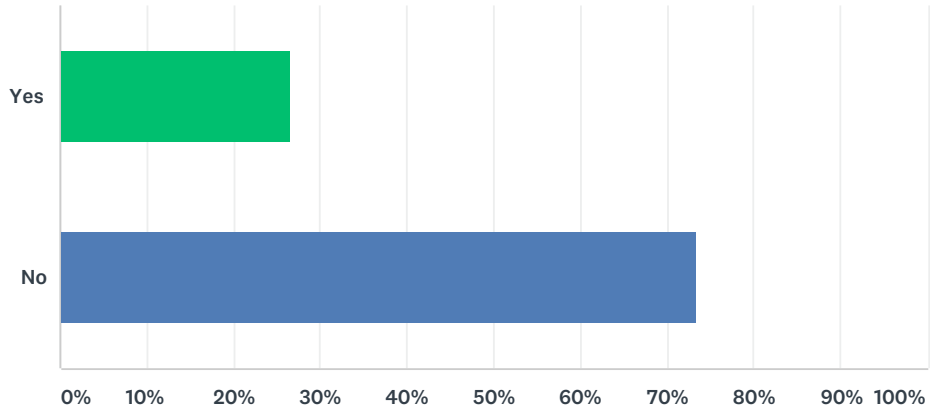


ANSWER CHOICES	RESPONSES
Engineering or Computer Science	0.39% 1
Humanities & Fine Arts (History, Film Studies, Philosophy, etc.)	7.45% 19
Sciences (Mathematical, Life, Physical)	4.71% 12
Social Sciences (Economics, Communication, Anthropology, etc.)	100.00% 255
other (College of Creative Studies, etc.)	0.39% 1
Total Respondents: 255	

#	OTHER (PLEASE SPECIFY)	DATE
1	Psychology	5/16/2018 4:57 PM
2	Black Studies	3/13/2018 11:10 AM
3	double in Psych and Comm	3/13/2018 10:54 AM
4	Econ/Acct & GEOG (GIS)	12/9/2017 9:20 PM

Q2 Were you a transfer student?

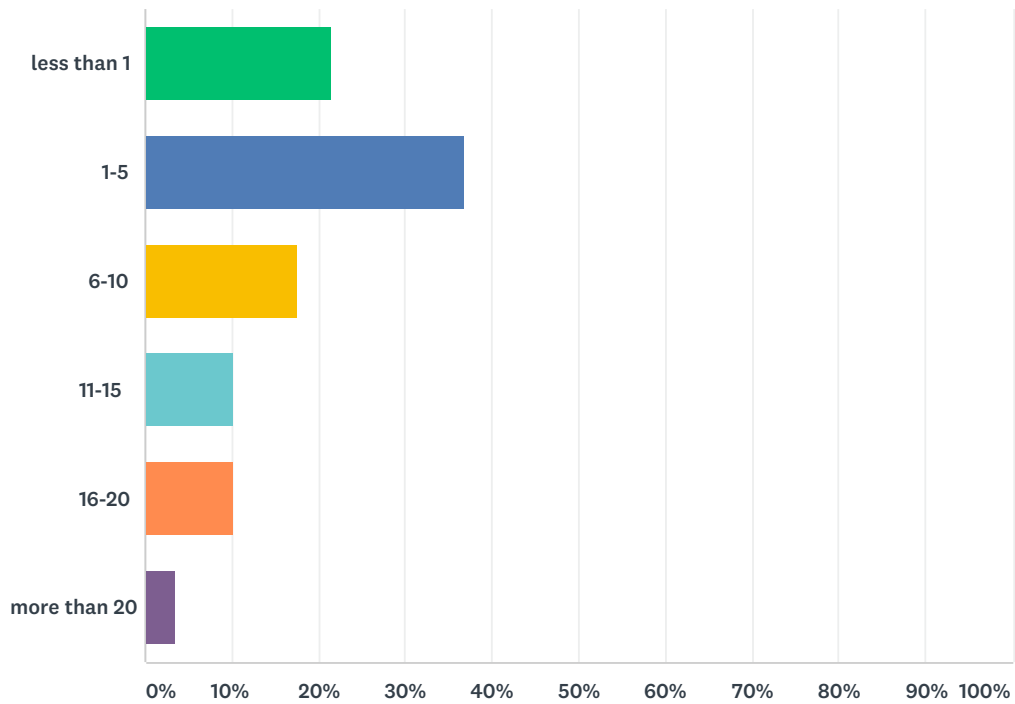
Answered: 255 Skipped: 0



ANSWER CHOICES	RESPONSES	
Yes	26.67%	68
No	73.33%	187
TOTAL		255

Q3 On average, how many hours per week did you spend in the Library's physical spaces?

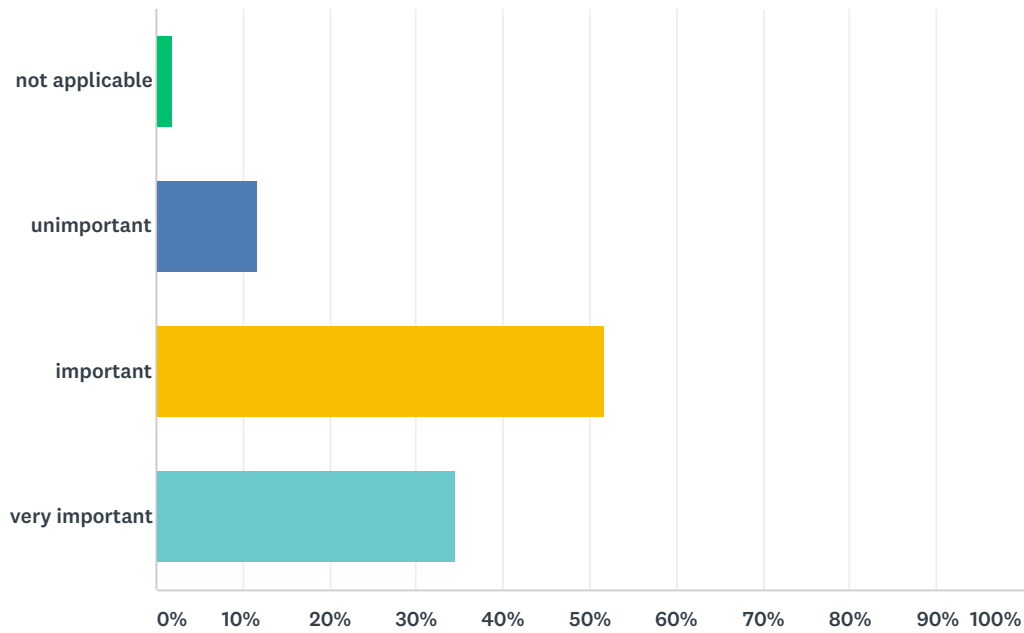
Answered: 255 Skipped: 0



ANSWER CHOICES	RESPONSES
less than 1	21.57% 55
1-5	36.86% 94
6-10	17.65% 45
11-15	10.20% 26
16-20	10.20% 26
more than 20	3.53% 9
TOTAL	255

Q4 On the whole, how important do you feel the Library was to your success at UCSB?

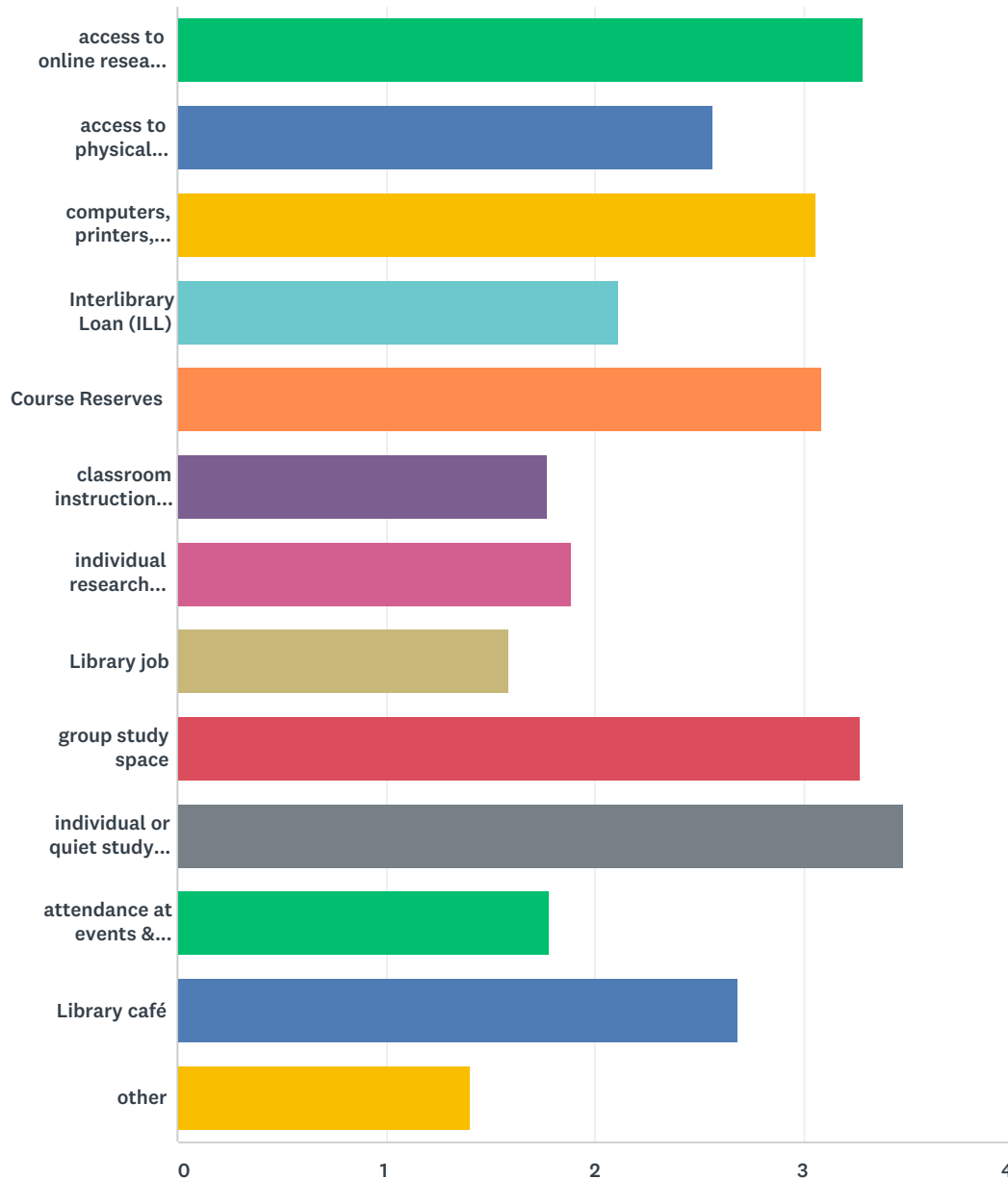
Answered: 255 Skipped: 0



ANSWER CHOICES	RESPONSES	
not applicable	1.96%	5
unimportant	11.76%	30
important	51.76%	132
very important	34.51%	88
TOTAL		255

Q5 How would you characterize the value of these Library services and programs to your success as a student at UCSB?

Answered: 255 Skipped: 0



	NOT APPLICABLE	UNIMPORTANT	IMPORTANT	VERY IMPORTANT	TOTAL	WEIGHTED AVERAGE
access to online research materials	7.06% 18	9.80% 25	30.59% 78	52.55% 134	255	3.29
access to physical research materials	17.25% 44	28.63% 73	33.73% 86	20.39% 52	255	2.57
computers, printers, scanners, wireless, Library laptops	9.02% 23	12.55% 32	41.57% 106	36.86% 94	255	3.06

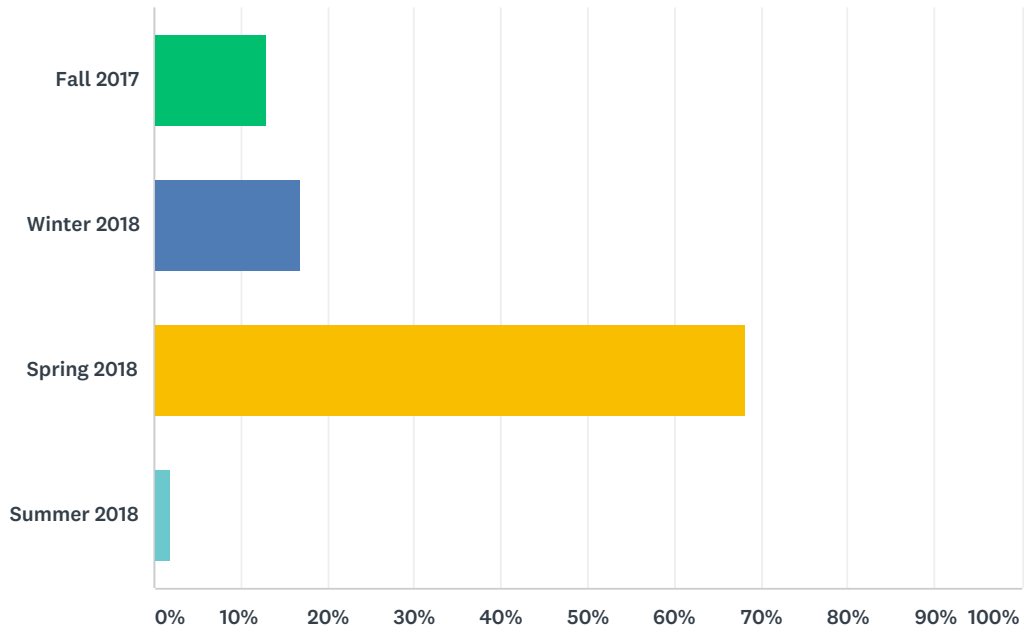
UCSB Library Survey - Graduating Students 2017-2018

Interlibrary Loan (ILL)	41.57% 106	22.75% 58	18.04% 46	17.65% 45	255	2.12
Course Reserves	9.88% 25	14.23% 36	32.41% 82	43.48% 110	253	3.09
classroom instruction taught by a librarian	50.98% 130	25.10% 64	19.61% 50	4.31% 11	255	1.77
individual research assistance from a librarian	48.43% 123	21.65% 55	22.05% 56	7.87% 20	254	1.89
Library job	64.71% 165	19.22% 49	8.63% 22	7.45% 19	255	1.59
group study space	4.74% 12	8.70% 22	41.11% 104	45.45% 115	253	3.27
individual or quiet study space	3.92% 10	6.67% 17	26.67% 68	62.75% 160	255	3.48
attendance at events & exhibitions (including UCSB Reads program)	50.79% 129	28.74% 73	12.60% 32	7.87% 20	254	1.78
Library café	16.47% 42	22.75% 58	36.47% 93	24.31% 62	255	2.69
other	78.05% 128	9.76% 16	5.49% 9	6.71% 11	164	1.41

#	OTHER (PLEASE SPECIFY)	DATE
1	I great change in settings.	5/19/2018 6:53 PM
2	Printer	5/17/2018 2:08 PM
3	Transfer Student Center	5/17/2018 12:50 PM
4	More electrical outlets in 8th floor is needed	5/16/2018 7:11 PM
5	The Collaboratory!	5/16/2018 4:44 PM
6	Charging Stations	11/15/2017 2:06 PM
7	novels to check out and read for fun	11/15/2017 1:19 PM

Q7 When did you graduate?

Answered: 255 Skipped: 0



ANSWER CHOICES	RESPONSES	
Fall 2017	12.94%	33
Winter 2018	16.86%	43
Spring 2018	68.24%	174
Summer 2018	1.96%	5
TOTAL		255