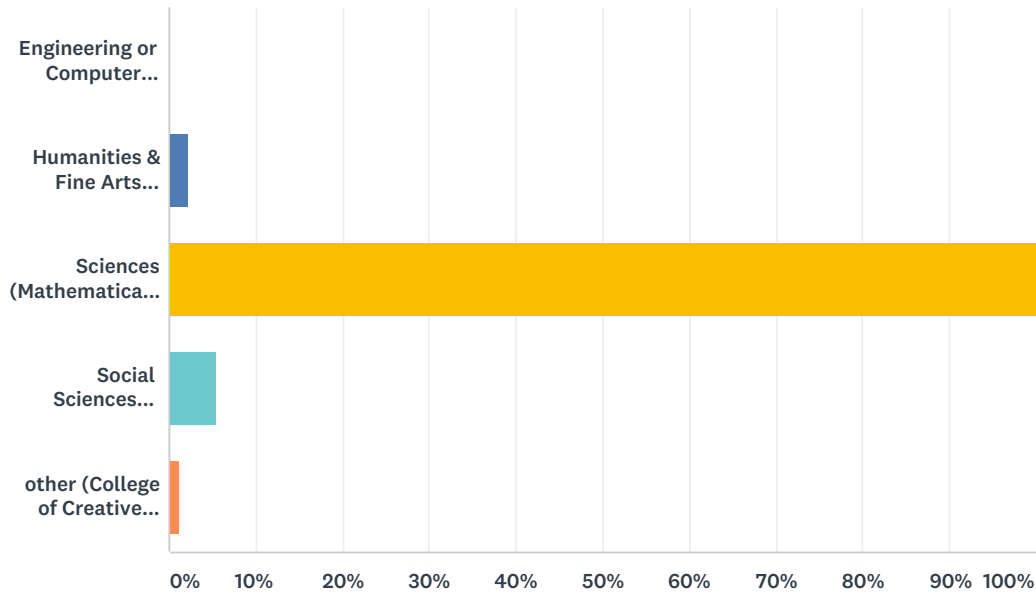


Q1 Your major is in which of the following divisions?

Answered: 221 Skipped: 0

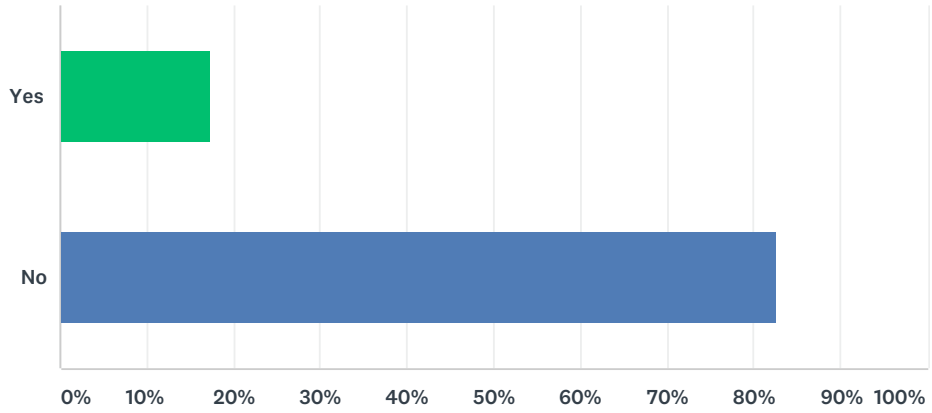


ANSWER CHOICES	RESPONSES	
Engineering or Computer Science	0.00%	0
Humanities & Fine Arts (History, Film Studies, Philosophy, etc.)	2.26%	5
Sciences (Mathematical, Life, Physical)	100.00%	221
Social Sciences (Economics, Communication, Anthropology, etc.)	5.43%	12
other (College of Creative Studies, etc.)	1.36%	3
Total Respondents: 221		

#	OTHER (PLEASE SPECIFY)	DATE
1	Pharmacology	5/16/2018 7:36 PM
2	College of Creative Studies Chemistry	3/7/2018 9:45 PM
3	Actuarial Science	12/8/2017 3:35 PM

Q2 Were you a transfer student?

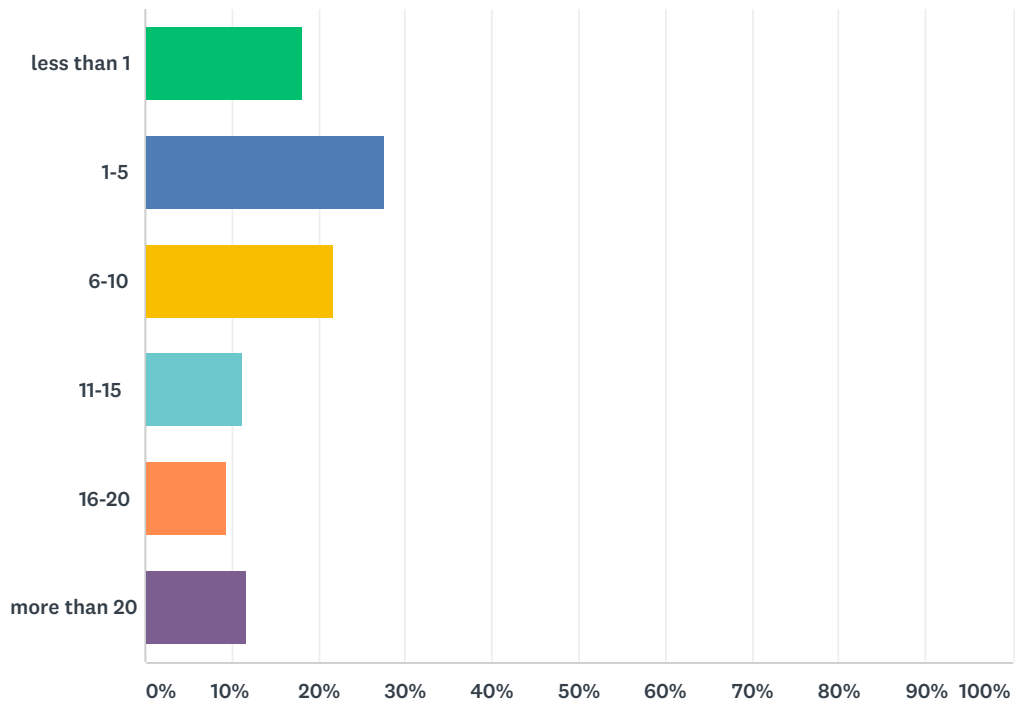
Answered: 220 Skipped: 1



ANSWER CHOICES	RESPONSES	
Yes	17.27%	38
No	82.73%	182
TOTAL		220

Q3 On average, how many hours per week did you spend in the Library's physical spaces?

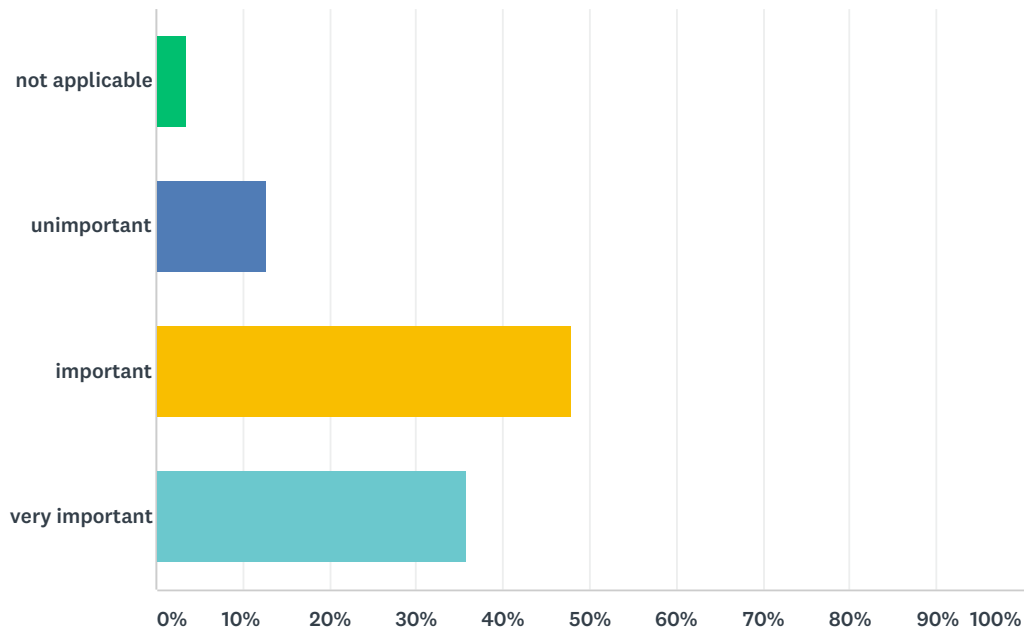
Answered: 221 Skipped: 0



ANSWER CHOICES	RESPONSES	
less than 1	18.10%	40
1-5	27.60%	61
6-10	21.72%	48
11-15	11.31%	25
16-20	9.50%	21
more than 20	11.76%	26
TOTAL		221

Q4 On the whole, how important do you feel the Library was to your success at UCSB?

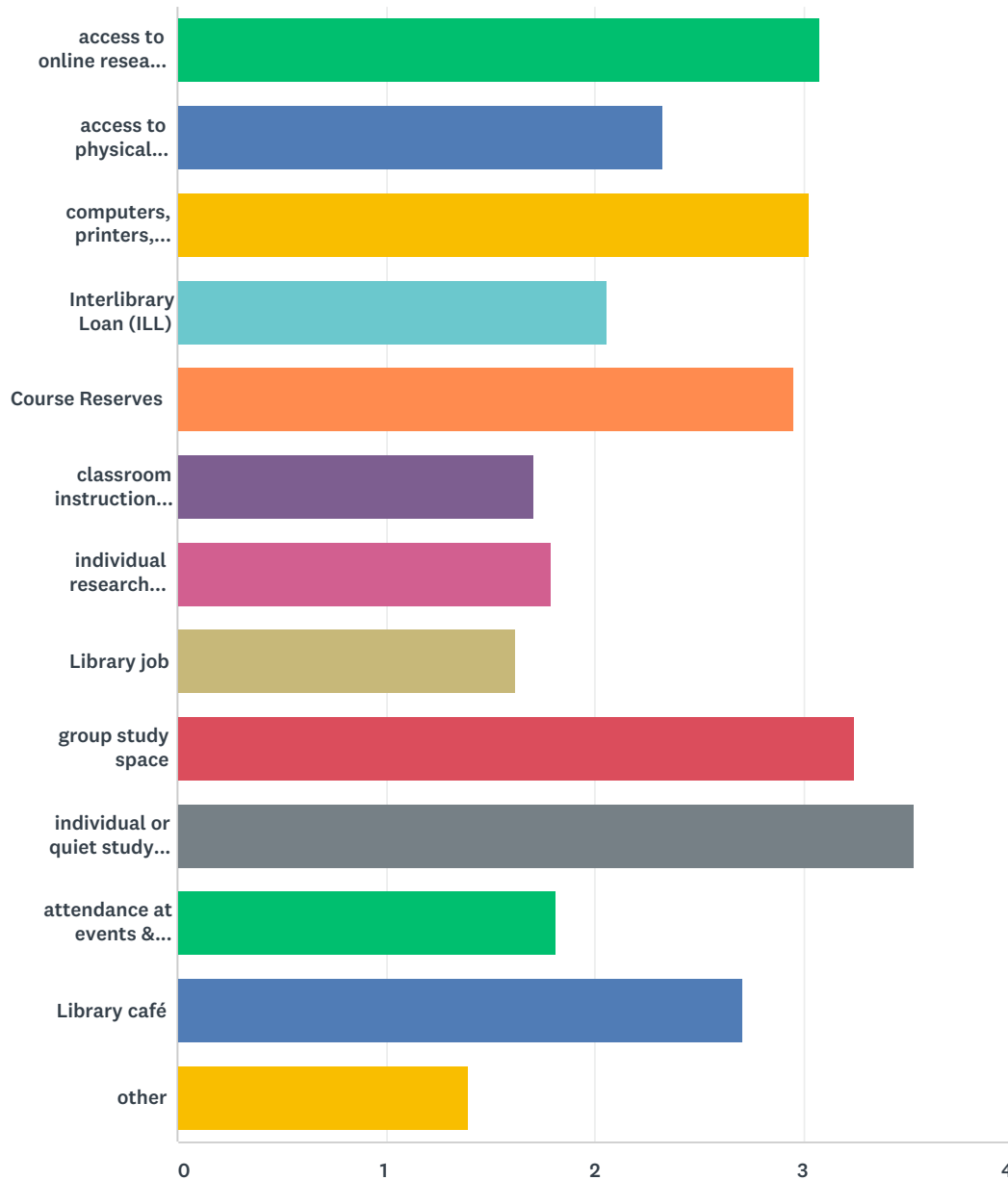
Answered: 221 Skipped: 0



ANSWER CHOICES	RESPONSES	
not applicable	3.62%	8
unimportant	12.67%	28
important	47.96%	106
very important	35.75%	79
TOTAL		221

Q5 How would you characterize the value of these Library services and programs to your success as a student at UCSB?

Answered: 221 Skipped: 0



	NOT APPLICABLE	UNIMPORTANT	IMPORTANT	VERY IMPORTANT	TOTAL	WEIGHTED AVERAGE
access to online research materials	9.95% 22	11.76% 26	38.46% 85	39.82% 88	221	3.08
access to physical research materials	21.82% 48	34.09% 75	33.64% 74	10.45% 23	220	2.33
computers, printers, scanners, wireless, Library laptops	10.00% 22	13.64% 30	39.55% 87	36.82% 81	220	3.03

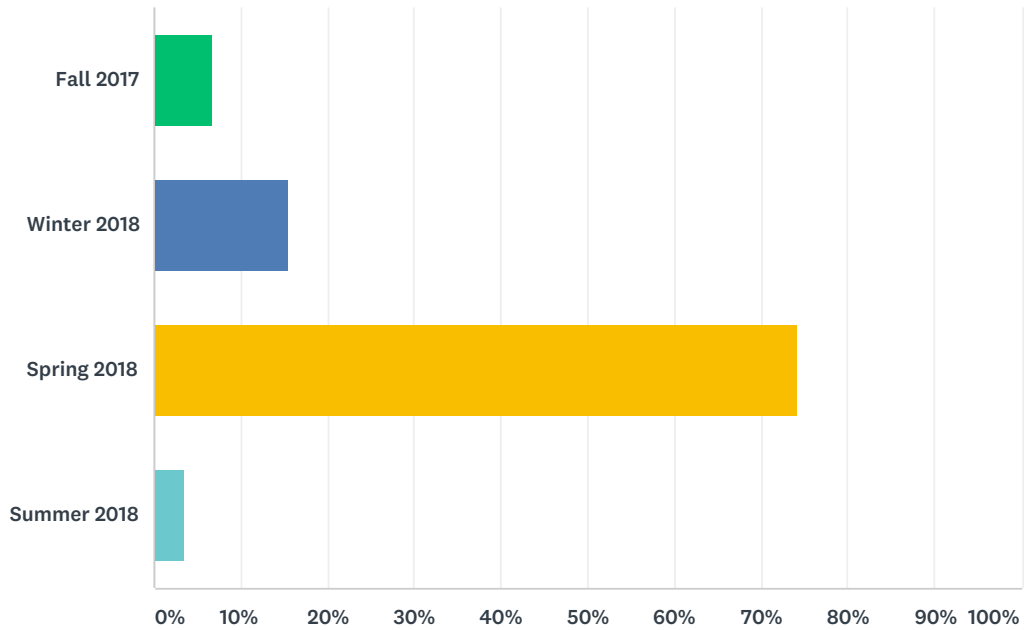
UCSB Library Survey - Graduating Students 2017-2018

Interlibrary Loan (ILL)	43.44% 96	19.91% 44	23.98% 53	12.67% 28	221	2.06
Course Reserves	13.64% 30	17.27% 38	29.09% 64	40.00% 88	220	2.95
classroom instruction taught by a librarian	51.13% 113	29.86% 66	15.38% 34	3.62% 8	221	1.71
individual research assistance from a librarian	52.49% 116	21.72% 48	20.36% 45	5.43% 12	221	1.79
Library job	61.99% 137	20.81% 46	10.41% 23	6.79% 15	221	1.62
group study space	7.27% 16	8.18% 18	36.36% 80	48.18% 106	220	3.25
individual or quiet study space	2.74% 6	5.02% 11	28.31% 62	63.93% 140	219	3.53
attendance at events & exhibitions (including UCSB Reads program)	47.96% 106	29.86% 66	14.03% 31	8.14% 18	221	1.82
Library café	16.29% 36	20.81% 46	38.01% 84	24.89% 55	221	2.71
other	79.19% 118	8.72% 13	4.70% 7	7.38% 11	149	1.40

#	OTHER (PLEASE SPECIFY)	DATE
1	Dsp rooms	5/16/2018 11:54 PM
2	All of the other programming the library does. Also special collections.	5/16/2018 9:00 PM
3	I had an exceptional library experience...I spent more time at the library than anywhere else during my 4 years here. The quiet floors were amazing, and the cubbies as well as tables were in great proportion to each other.	5/16/2018 7:07 PM
4	Wellness programs offered	5/16/2018 5:34 PM
5	Open 24/7	5/16/2018 4:43 PM
6	OUTLETS	5/16/2018 4:41 PM
7	Late night and over night hours	3/1/2018 7:57 PM
8	when the wifi is good	3/1/2018 10:52 AM

Q7 When did you graduate?

Answered: 221 Skipped: 0



ANSWER CHOICES	RESPONSES	
Fall 2017	6.79%	15
Winter 2018	15.38%	34
Spring 2018	74.21%	164
Summer 2018	3.62%	8
TOTAL		221