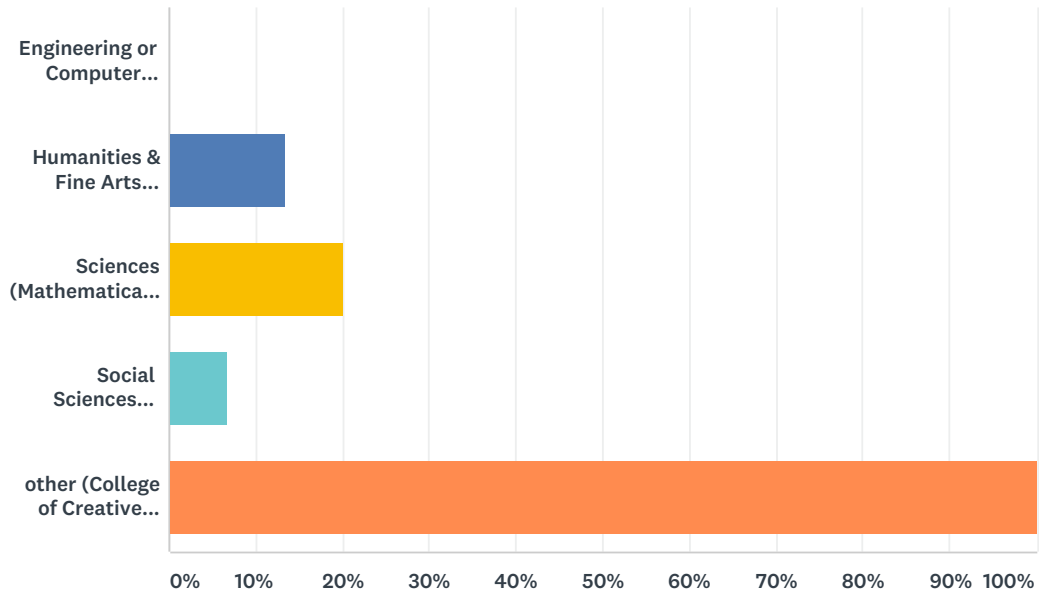


Q1 Your major is in which of the following divisions?

Answered: 15 Skipped: 0

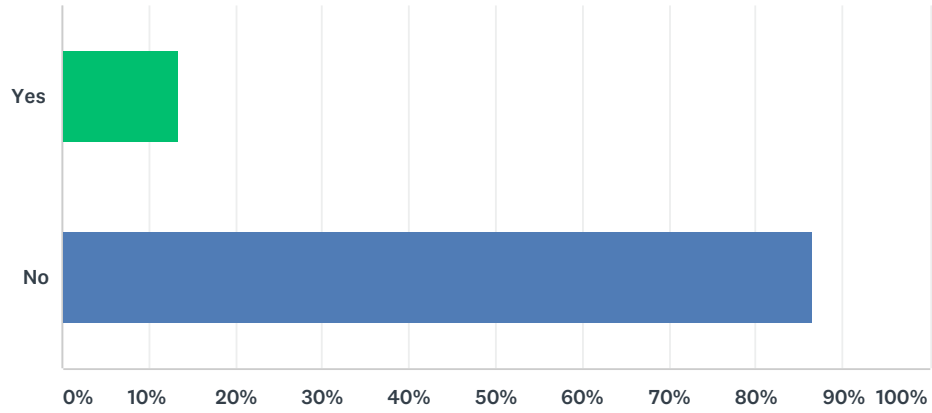


ANSWER CHOICES	RESPONSES
Engineering or Computer Science	0.00% 0
Humanities & Fine Arts (History, Film Studies, Philosophy, etc.)	13.33% 2
Sciences (Mathematical, Life, Physical)	20.00% 3
Social Sciences (Economics, Communication, Anthropology, etc.)	6.67% 1
other (College of Creative Studies, etc.)	100.00% 15
Total Respondents: 15	

#	OTHER (PLEASE SPECIFY)	DATE
1	Environmental Studies	5/20/2018 12:48 AM
2	Letters & Science	5/17/2018 2:33 AM
3	Environmental Studies	5/16/2018 4:48 PM
4	Geography (It kinda fits all the rest of the categories).	5/16/2018 4:47 PM
5	CCS Biochem	5/16/2018 4:42 PM
6	double in Psych and Comm	3/13/2018 10:54 AM
7	CCS Chemistry	3/13/2018 10:39 AM
8	College of Creative Studies Chemistry	3/7/2018 9:45 PM
9	CCS Chemistry	12/8/2017 2:40 PM
10	CCS Music Composition	12/8/2017 2:36 PM
11	CCS	11/15/2017 1:51 PM

Q2 Were you a transfer student?

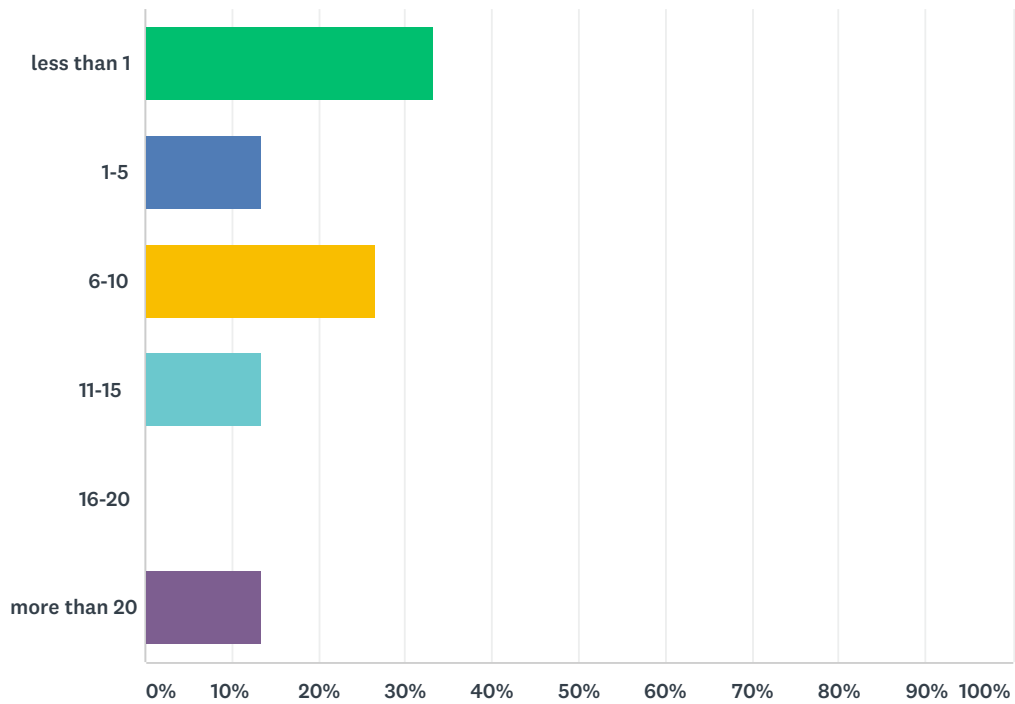
Answered: 15 Skipped: 0



ANSWER CHOICES	RESPONSES	
Yes	13.33%	2
No	86.67%	13
TOTAL		15

Q3 On average, how many hours per week did you spend in the Library's physical spaces?

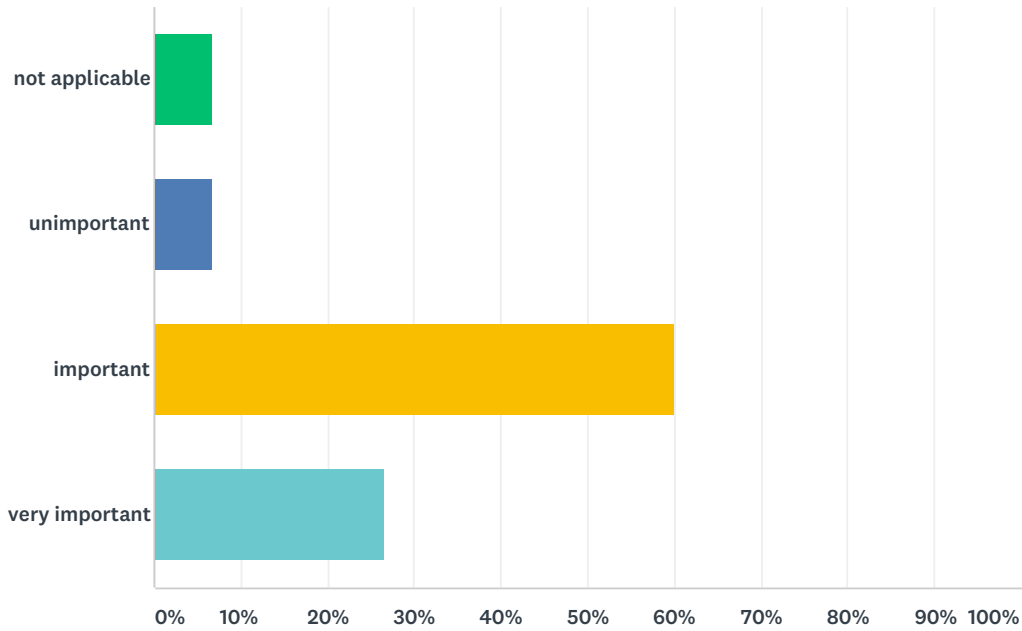
Answered: 15 Skipped: 0



ANSWER CHOICES	RESPONSES	
less than 1	33.33%	5
1-5	13.33%	2
6-10	26.67%	4
11-15	13.33%	2
16-20	0.00%	0
more than 20	13.33%	2
TOTAL		15

Q4 On the whole, how important do you feel the Library was to your success at UCSB?

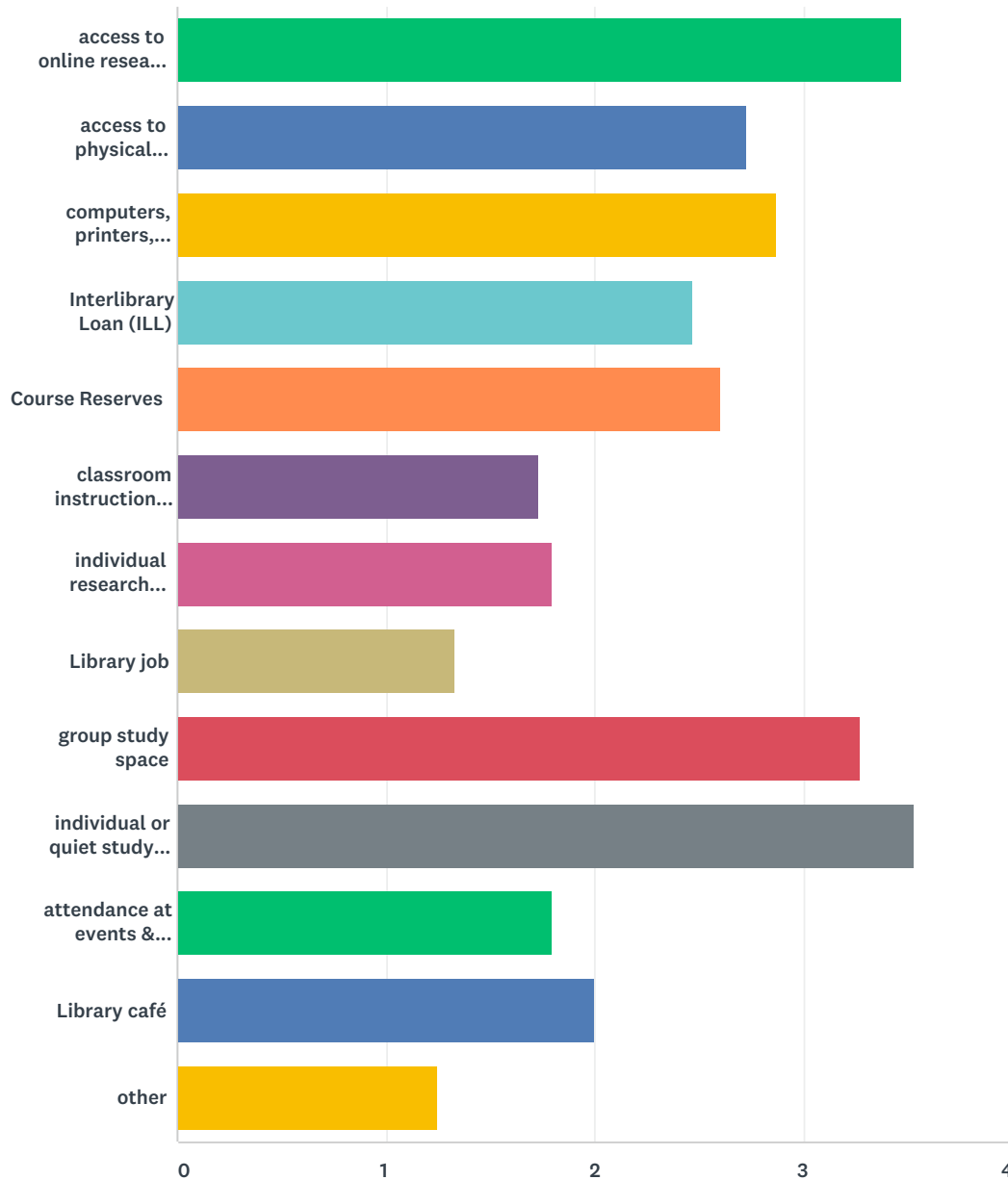
Answered: 15 Skipped: 0



ANSWER CHOICES	RESPONSES
not applicable	6.67% 1
unimportant	6.67% 1
important	60.00% 9
very important	26.67% 4
TOTAL	15

Q5 How would you characterize the value of these Library services and programs to your success as a student at UCSB?

Answered: 15 Skipped: 0



	NOT APPLICABLE	UNIMPORTANT	IMPORTANT	VERY IMPORTANT	TOTAL	WEIGHTED AVERAGE
access to online research materials	6.67% 1	6.67% 1	20.00% 3	66.67% 10	15	3.47
access to physical research materials	6.67% 1	33.33% 5	40.00% 6	20.00% 3	15	2.73
computers, printers, scanners, wireless, Library laptops	6.67% 1	33.33% 5	26.67% 4	33.33% 5	15	2.87

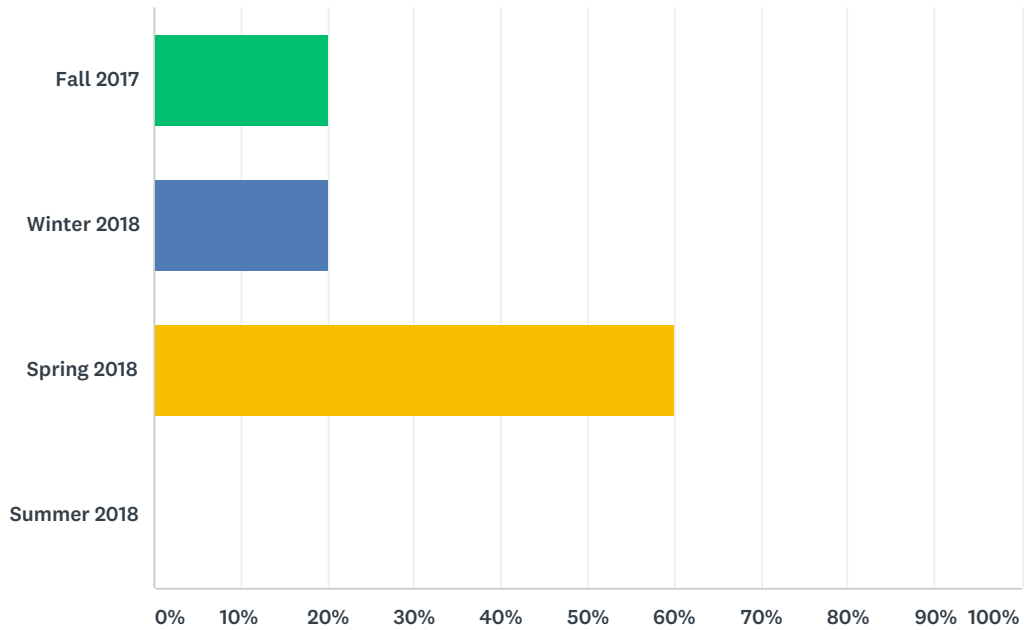
UCSB Library Survey - Graduating Students 2017-2018

Interlibrary Loan (ILL)	26.67% 4	13.33% 2	46.67% 7	13.33% 2	15	2.47
Course Reserves	26.67% 4	13.33% 2	33.33% 5	26.67% 4	15	2.60
classroom instruction taught by a librarian	53.33% 8	26.67% 4	13.33% 2	6.67% 1	15	1.73
individual research assistance from a librarian	53.33% 8	20.00% 3	20.00% 3	6.67% 1	15	1.80
Library job	80.00% 12	13.33% 2	0.00% 0	6.67% 1	15	1.33
group study space	6.67% 1	13.33% 2	26.67% 4	53.33% 8	15	3.27
individual or quiet study space	6.67% 1	0.00% 0	26.67% 4	66.67% 10	15	3.53
attendance at events & exhibitions (including UCSB Reads program)	53.33% 8	20.00% 3	20.00% 3	6.67% 1	15	1.80
Library café	33.33% 5	40.00% 6	20.00% 3	6.67% 1	15	2.00
other	91.67% 11	0.00% 0	0.00% 0	8.33% 1	12	1.25

#	OTHER (PLEASE SPECIFY)	DATE
1	more quiet spaces, open hours (more floors/spaces open later)	5/17/2018 2:33 AM

Q7 When did you graduate?

Answered: 15 Skipped: 0



ANSWER CHOICES	RESPONSES	
Fall 2017	20.00%	3
Winter 2018	20.00%	3
Spring 2018	60.00%	9
Summer 2018	0.00%	0
TOTAL		15