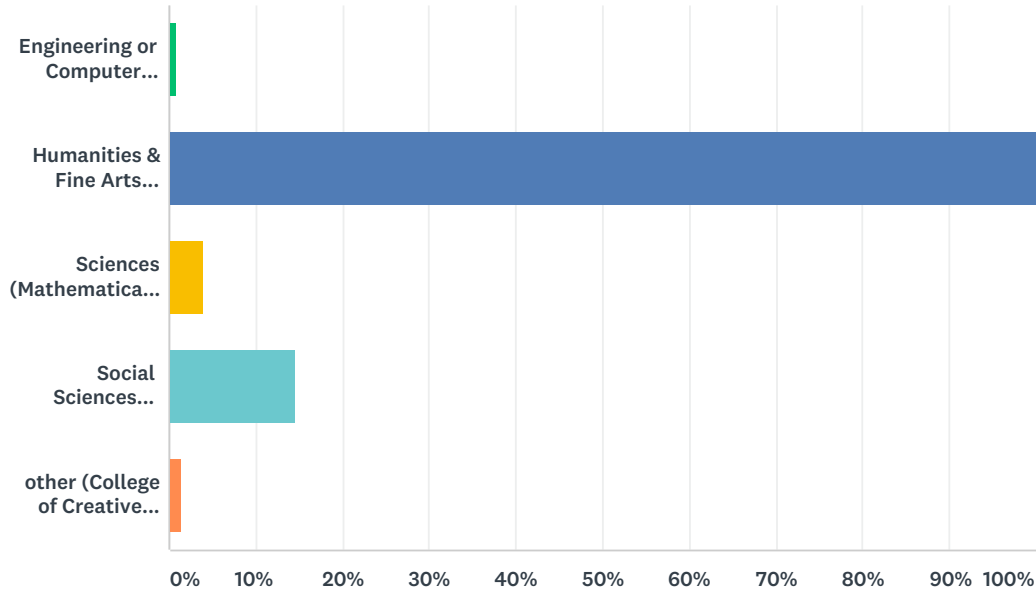


## Q1 Your major is in which of the following divisions?

Answered: 129 Skipped: 0

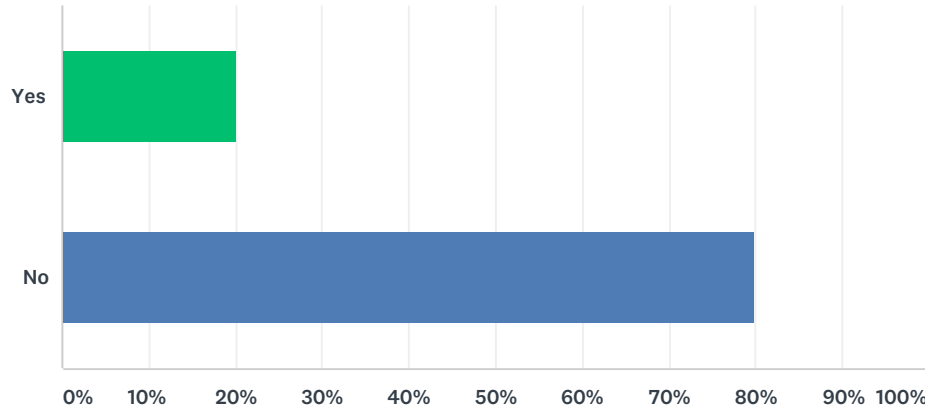


ANSWER CHOICES	RESPONSES	
Engineering or Computer Science	0.78%	1
Humanities & Fine Arts (History, Film Studies, Philosophy, etc.)	100.00%	129
Sciences (Mathematical, Life, Physical)	3.88%	5
Social Sciences (Economics, Communication, Anthropology, etc.)	14.73%	19
other (College of Creative Studies, etc.)	1.55%	2
Total Respondents: 129		

#	OTHER (PLEASE SPECIFY)	DATE
1	Applied Psychology	5/16/2018 5:00 PM
2	Geography (It kinda fits all the rest of the categories).	5/16/2018 4:47 PM
3	double in Psych and Comm	3/13/2018 10:54 AM

## Q2 Were you a transfer student?

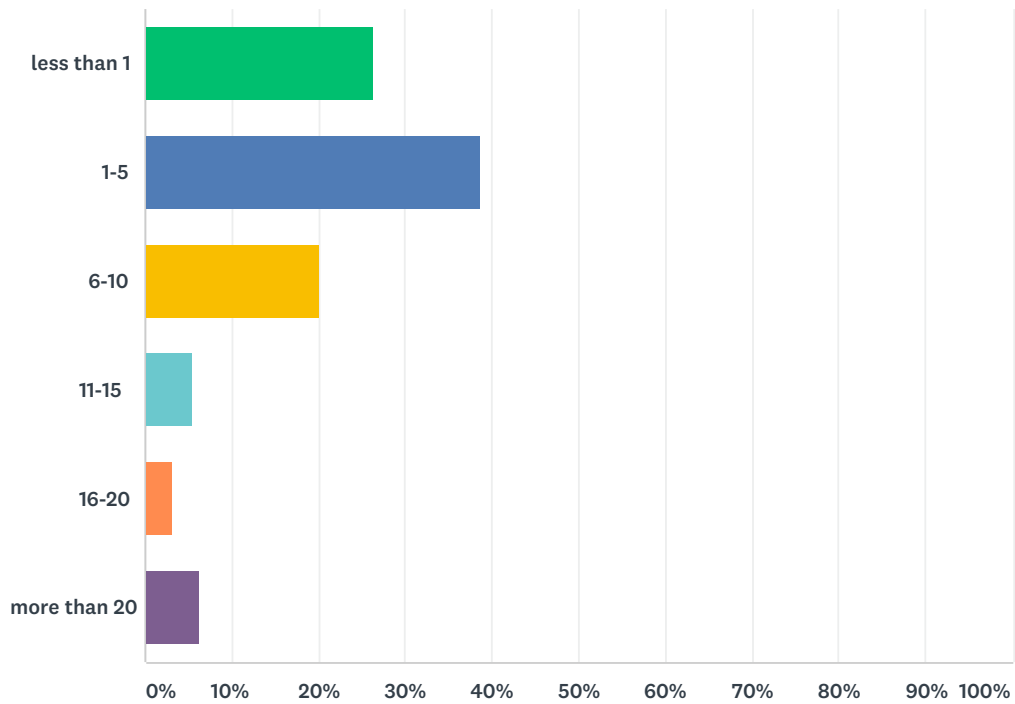
Answered: 129 Skipped: 0



ANSWER CHOICES	RESPONSES	
Yes	20.16%	26
No	79.84%	103
TOTAL		129

### Q3 On average, how many hours per week did you spend in the Library's physical spaces?

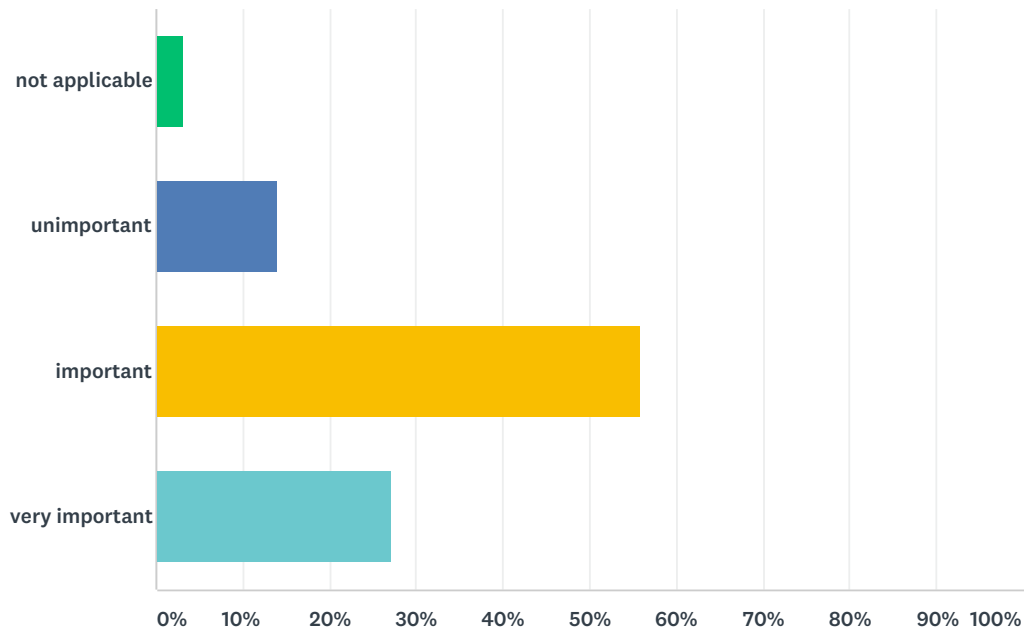
Answered: 129 Skipped: 0



ANSWER CHOICES	RESPONSES	
less than 1	26.36%	34
1-5	38.76%	50
6-10	20.16%	26
11-15	5.43%	7
16-20	3.10%	4
more than 20	6.20%	8
<b>TOTAL</b>		<b>129</b>

### Q4 On the whole, how important do you feel the Library was to your success at UCSB?

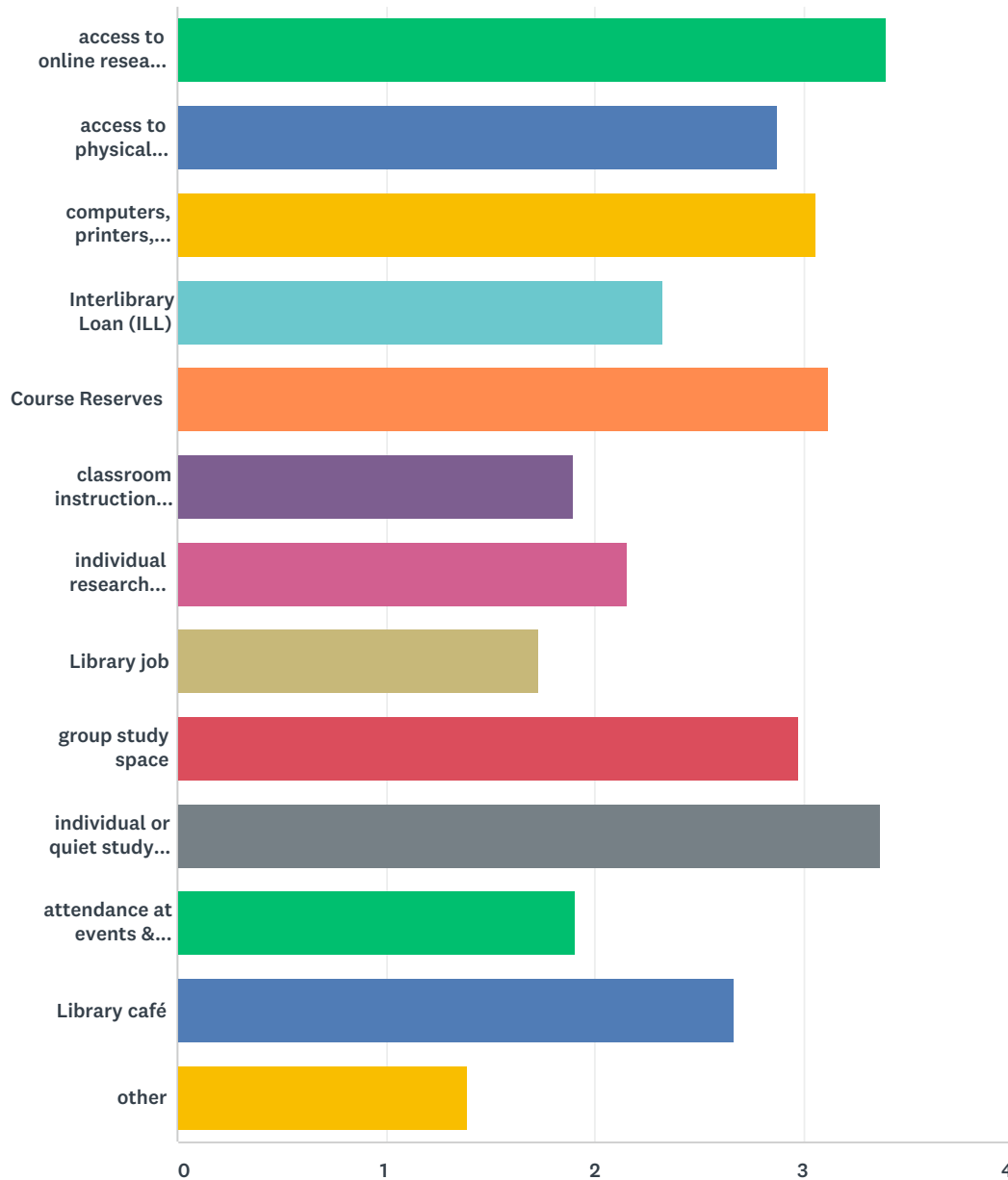
Answered: 129 Skipped: 0



ANSWER CHOICES	RESPONSES	
not applicable	3.10%	4
unimportant	13.95%	18
important	55.81%	72
very important	27.13%	35
TOTAL		129

## Q5 How would you characterize the value of these Library services and programs to your success as a student at UCSB?

Answered: 129 Skipped: 0



	NOT APPLICABLE	UNIMPORTANT	IMPORTANT	VERY IMPORTANT	TOTAL	WEIGHTED AVERAGE
access to online research materials	4.65% 6	4.65% 6	36.43% 47	54.26% 70	129	3.40
access to physical research materials	10.85% 14	20.93% 27	37.98% 49	30.23% 39	129	2.88
computers, printers, scanners, wireless, Library laptops	8.59% 11	15.63% 20	36.72% 47	39.06% 50	128	3.06

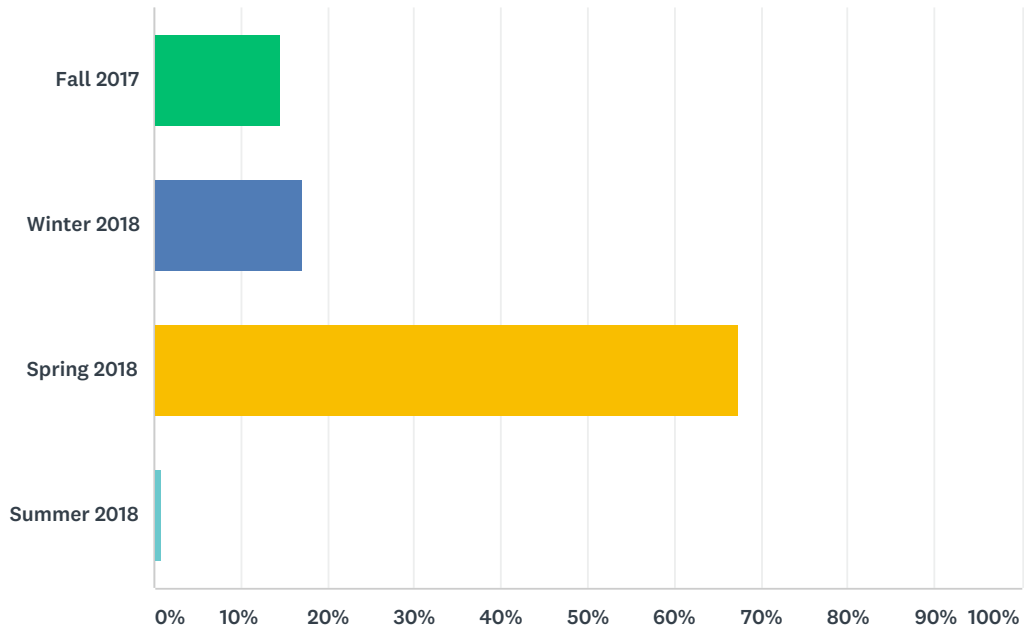
UCSB Library Survey - Graduating Students 2017-2018

Interlibrary Loan (ILL)	35.94% 46	17.19% 22	25.00% 32	21.88% 28	128	2.33
Course Reserves	7.14% 9	15.87% 20	34.92% 44	42.06% 53	126	3.12
classroom instruction taught by a librarian	45.24% 57	26.98% 34	20.63% 26	7.14% 9	126	1.90
individual research assistance from a librarian	36.51% 46	19.84% 25	34.92% 44	8.73% 11	126	2.16
Library job	60.63% 77	13.39% 17	18.11% 23	7.87% 10	127	1.73
group study space	12.80% 16	15.20% 19	32.80% 41	39.20% 49	125	2.98
individual or quiet study space	6.98% 9	5.43% 7	31.01% 40	56.59% 73	129	3.37
attendance at events & exhibitions (including UCSB Reads program)	48.44% 62	21.88% 28	20.31% 26	9.38% 12	128	1.91
Library café	20.63% 26	16.67% 21	37.30% 47	25.40% 32	126	2.67
other	78.05% 64	9.76% 8	7.32% 6	4.88% 4	82	1.39

#	OTHER (PLEASE SPECIFY)	DATE
1	Custodian Staff. They were always supportive and encouraging especially during lonely late night study sessions. A huge thank you to them!!!!	5/16/2018 5:00 PM
2	anything else it helped with	5/16/2018 4:57 PM
3	you should spell cafe without the accent on the "e"	12/8/2017 9:58 PM
4	Safe environment	12/8/2017 3:20 PM

## Q7 When did you graduate?

Answered: 129 Skipped: 0



ANSWER CHOICES	RESPONSES
Fall 2017	14.73% 19
Winter 2018	17.05% 22
Spring 2018	67.44% 87
Summer 2018	0.78% 1
TOTAL	129