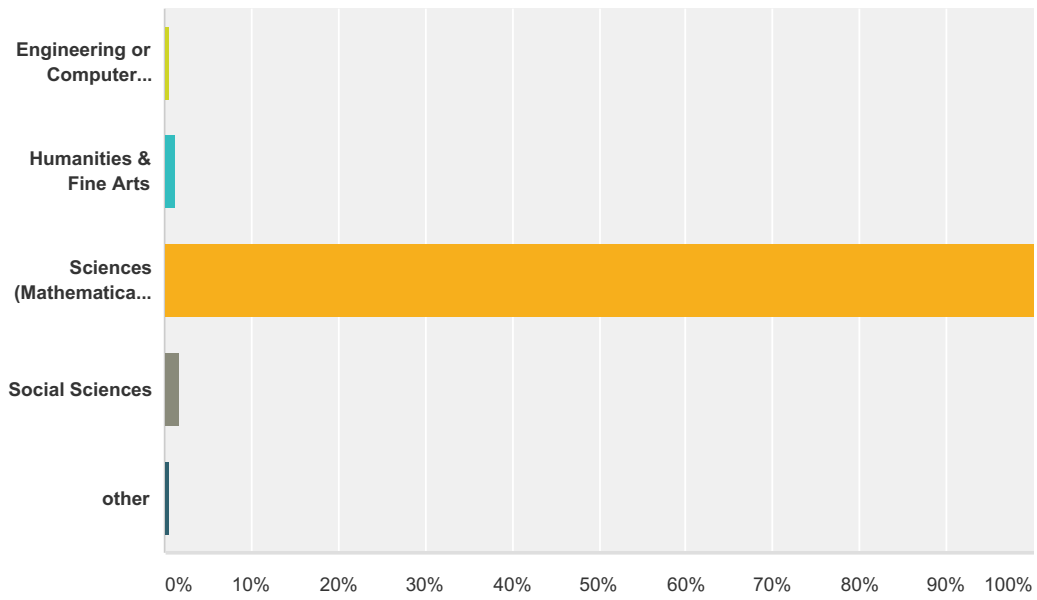


Q1 Your major is in which of the following divisions?

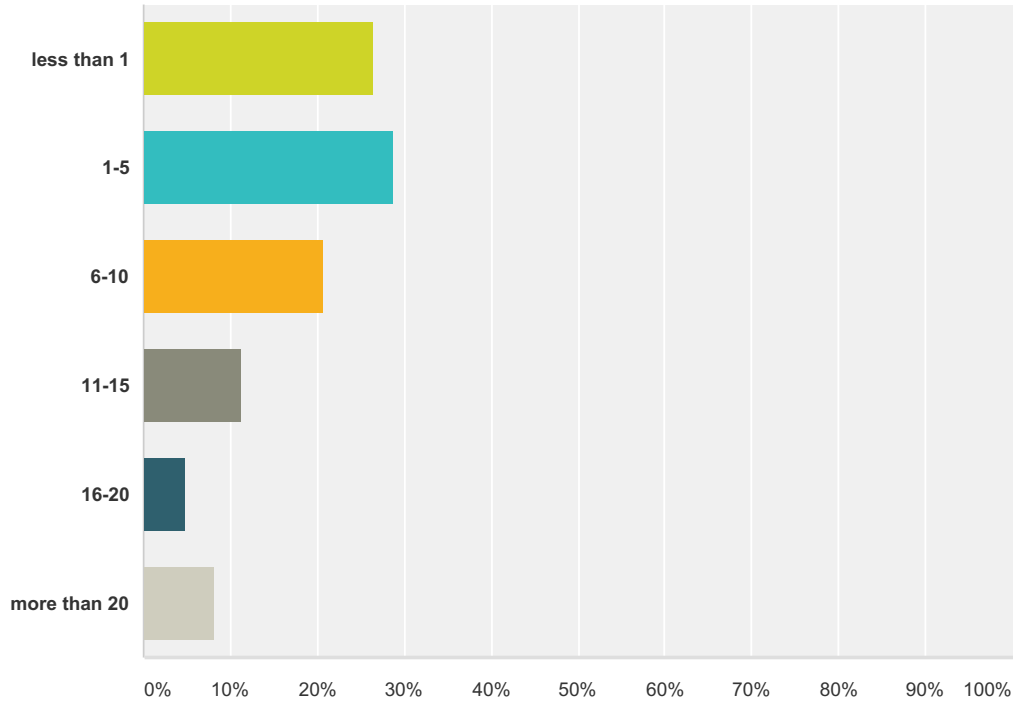
Answered: 170 Skipped: 0



Answer Choices	Responses
Engineering or Computer Science	0.59% 1
Humanities & Fine Arts	1.18% 2
Sciences (Mathematical, Life, & Physical)	100.00% 170
Social Sciences	1.76% 3
other	0.59% 1
Total Respondents: 170	

Q2 On average, how many hours per week did you spend in the Library's physical spaces?

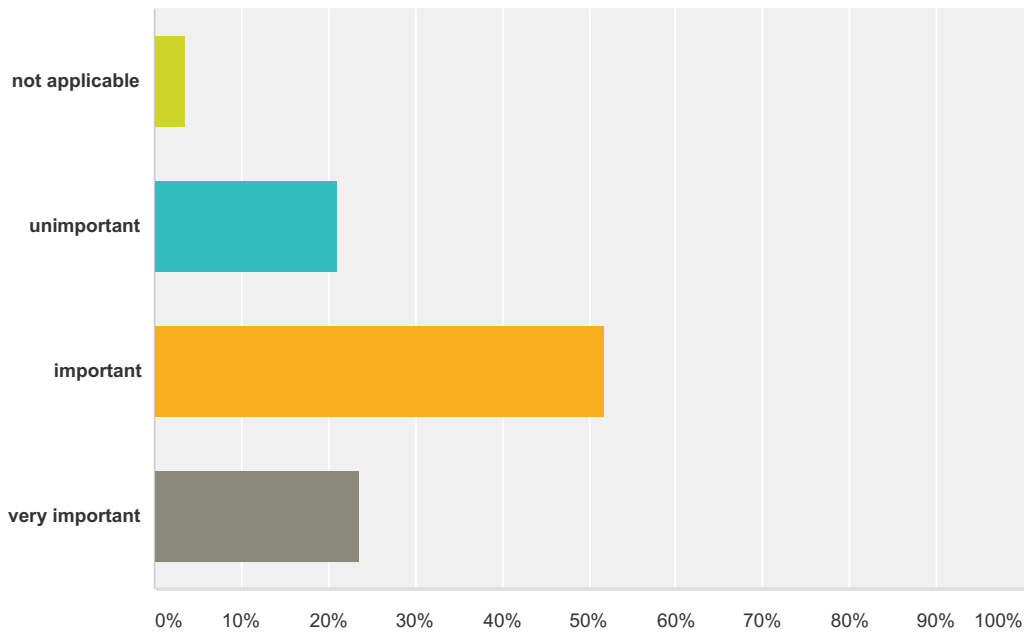
Answered: 170 Skipped: 0



Answer Choices	Responses
less than 1	26.47% 45
1-5	28.82% 49
6-10	20.59% 35
11-15	11.18% 19
16-20	4.71% 8
more than 20	8.24% 14
Total	170

Q3 On the whole, how important do you feel the Library was to your success at UCSB?

Answered: 170 Skipped: 0



Answer Choices	Responses	
not applicable	3.53%	6
unimportant	21.18%	36
important	51.76%	88
very important	23.53%	40
Total		170

Q4 How would you characterize the value of these Library services and programs to your success as a student at UCSB?

Answered: 170 Skipped: 0

	not applicable	unimportant	important	very important	Total	Weighted Average
access to online research materials	11% 18	15% 25	35% 60	39% 67	170	3.04
access to physical research materials	18% 30	36% 61	36% 61	11% 18	170	2.39
computers, printers, scanners, wireless, Library laptops	9% 16	17% 29	37% 62	37% 62	169	3.01
Interlibrary Loan (ILL)	36% 61	25% 43	26% 44	13% 22	170	2.16
Course Reserves	15% 25	15% 25	29% 50	41% 70	170	2.97
Library instruction	34% 58	38% 64	23% 39	5% 9	170	1.99
research assistance	32% 54	28% 47	30% 51	11% 18	170	2.19
Library job	56% 94	23% 39	12% 20	9% 16	169	1.75
group study space	9% 15	10% 17	36% 62	45% 76	170	3.17
individual or quiet study space	6% 10	6% 10	22% 38	66% 112	170	3.48
attendance at events & exhibitions	43% 73	39% 66	14% 24	4% 6	169	1.78
Library café	14% 23	22% 37	36% 60	29% 49	169	2.80
UCSB Reads program	46% 76	32% 53	18% 30	5% 8	167	1.82
other	82% 81	10% 10	3% 3	5% 5	99	1.31