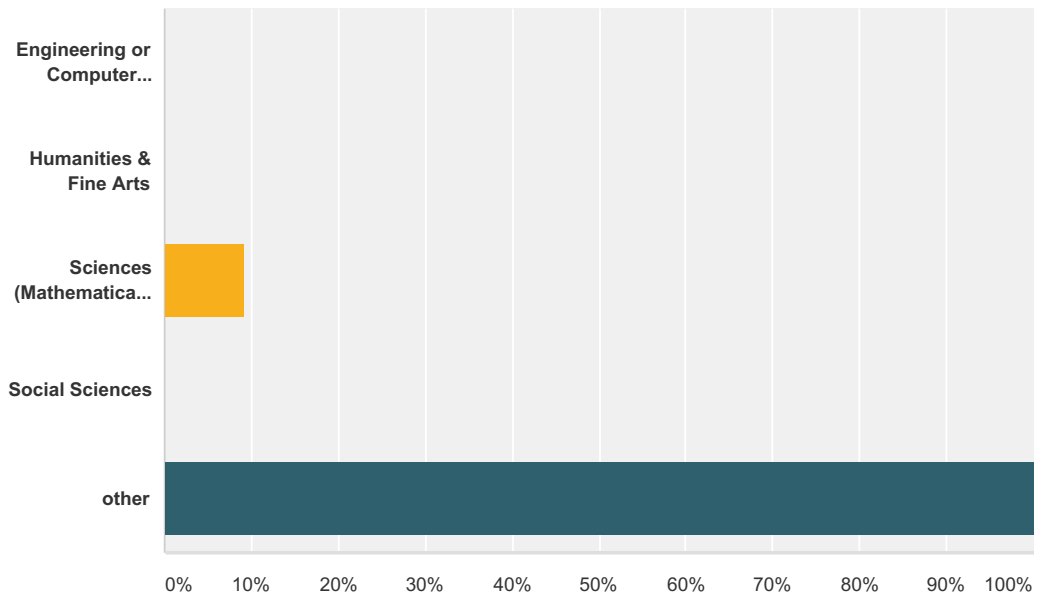


Q1 Your major is in which of the following divisions?

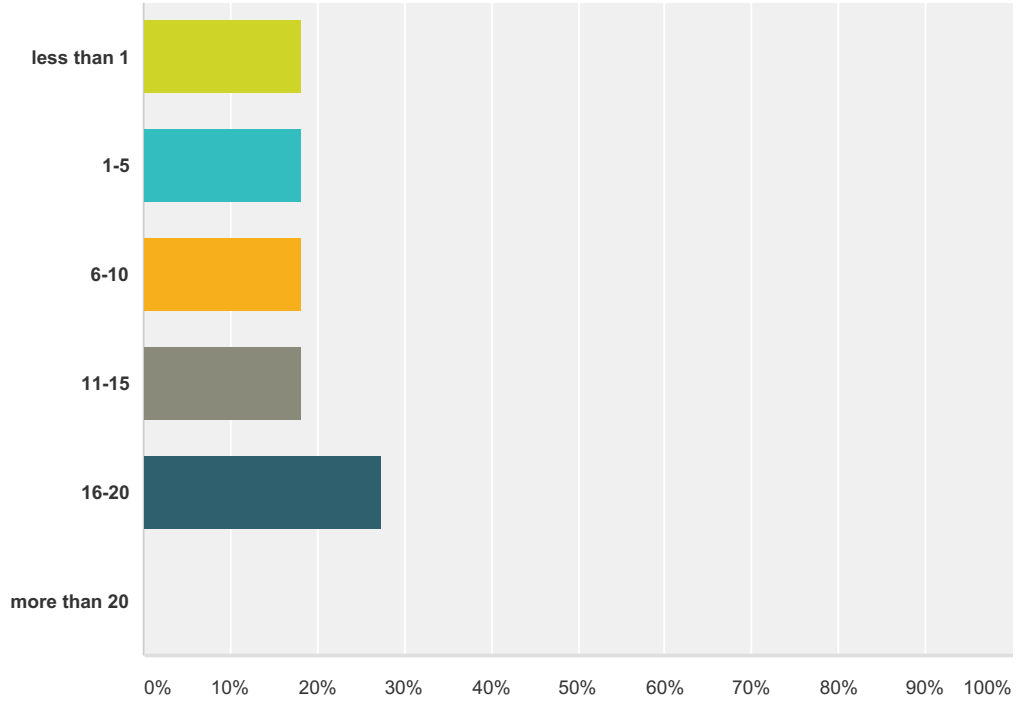
Answered: 11 Skipped: 0



Answer Choices	Responses
Engineering or Computer Science	0.00% 0
Humanities & Fine Arts	0.00% 0
Sciences (Mathematical, Life, & Physical)	9.09% 1
Social Sciences	0.00% 0
other	100.00% 11
Total Respondents: 11	

Q2 On average, how many hours per week did you spend in the Library's physical spaces?

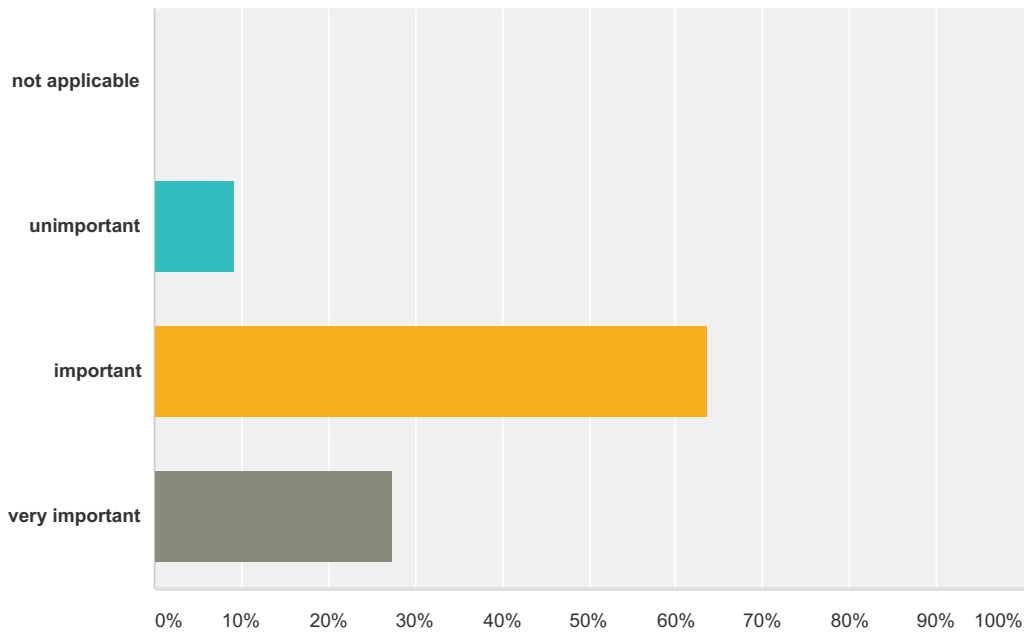
Answered: 11 Skipped: 0



Answer Choices	Responses
less than 1	18.18% 2
1-5	18.18% 2
6-10	18.18% 2
11-15	18.18% 2
16-20	27.27% 3
more than 20	0.00% 0
Total	11

Q3 On the whole, how important do you feel the Library was to your success at UCSB?

Answered: 11 Skipped: 0



Answer Choices	Responses	
not applicable	0.00%	0
unimportant	9.09%	1
important	63.64%	7
very important	27.27%	3
Total		11

Q4 How would you characterize the value of these Library services and programs to your success as a student at UCSB?

Answered: 11 Skipped: 0

	not applicable	unimportant	important	very important	Total	Weighted Average
access to online research materials	18% 2	9% 1	18% 2	55% 6	11	3.09
access to physical research materials	18% 2	45% 5	18% 2	18% 2	11	2.36
computers, printers, scanners, wireless, Library laptops	0% 0	36% 4	27% 3	36% 4	11	3.00
Interlibrary Loan (ILL)	18% 2	27% 3	27% 3	27% 3	11	2.64
Course Reserves	0% 0	18% 2	36% 4	45% 5	11	3.27
Library instruction	18% 2	64% 7	9% 1	9% 1	11	2.09
research assistance	36% 4	36% 4	18% 2	9% 1	11	2.00
Library job	18% 2	36% 4	9% 1	36% 4	11	2.64
group study space	9% 1	9% 1	27% 3	55% 6	11	3.27
individual or quiet study space	9% 1	9% 1	27% 3	55% 6	11	3.27
attendance at events & exhibitions	36% 4	45% 5	9% 1	9% 1	11	1.91
Library café	0% 0	18% 2	64% 7	18% 2	11	3.00
UCSB Reads program	36% 4	36% 4	18% 2	9% 1	11	2.00
other	57% 4	29% 2	14% 1	0% 0	7	1.57