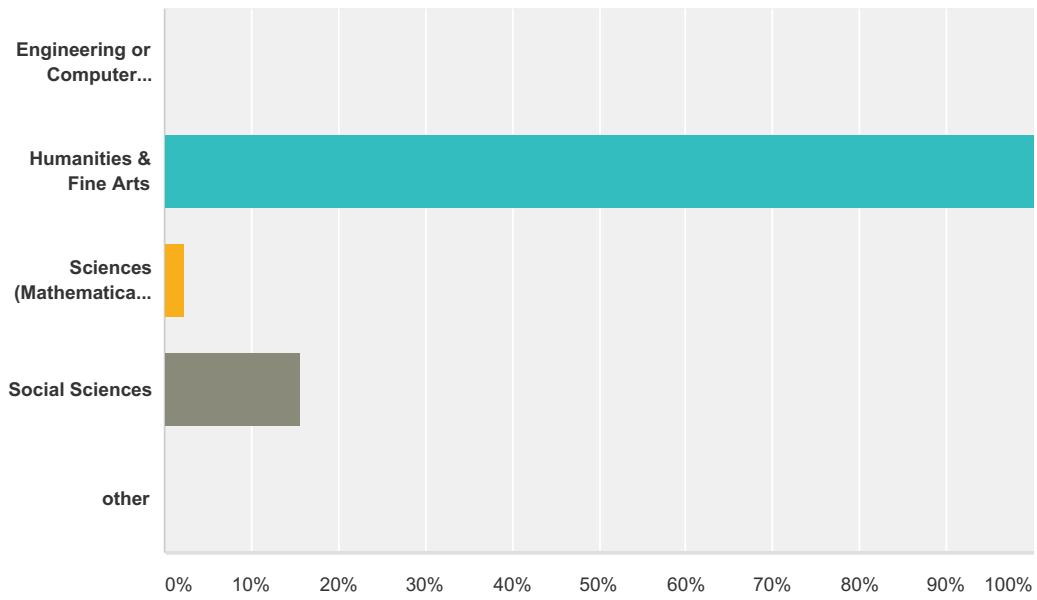


Q1 Your major is in which of the following divisions?

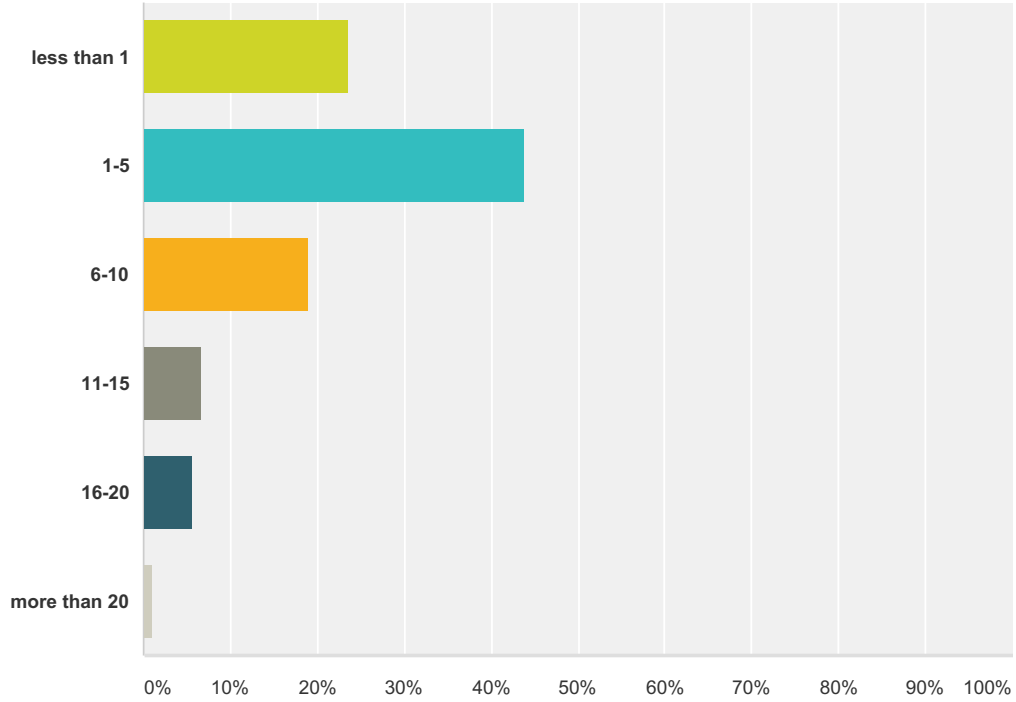
Answered: 89 Skipped: 0



Answer Choices	Responses
Engineering or Computer Science	0.00% 0
Humanities & Fine Arts	100.00% 89
Sciences (Mathematical, Life, & Physical)	2.25% 2
Social Sciences	15.73% 14
other	0.00% 0
Total Respondents: 89	

Q2 On average, how many hours per week did you spend in the Library's physical spaces?

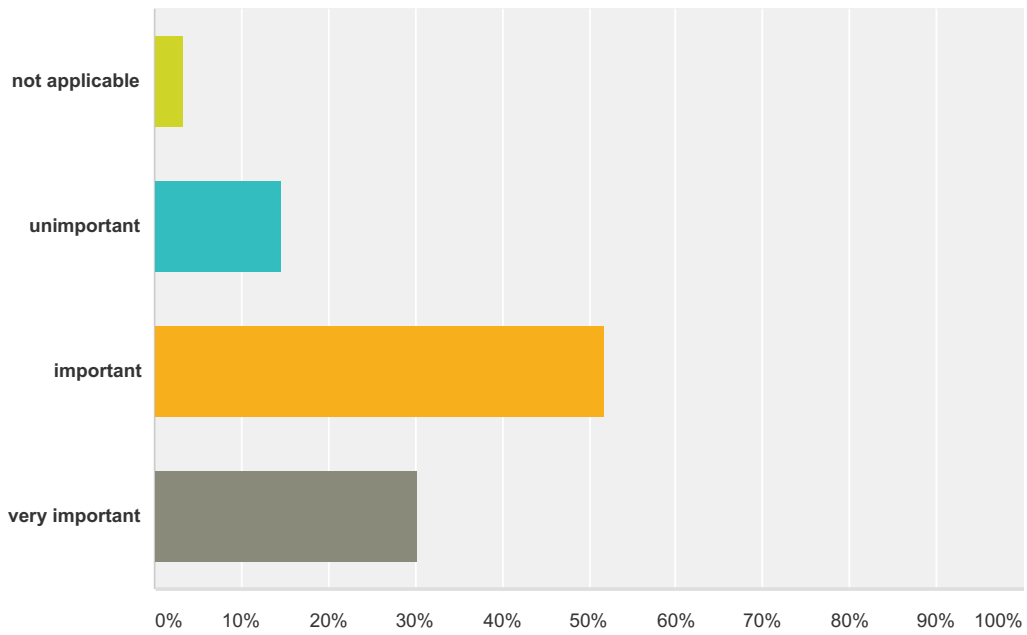
Answered: 89 Skipped: 0



Answer Choices	Responses	
less than 1	23.60%	21
1-5	43.82%	39
6-10	19.10%	17
11-15	6.74%	6
16-20	5.62%	5
more than 20	1.12%	1
Total		89

Q3 On the whole, how important do you feel the Library was to your success at UCSB?

Answered: 89 Skipped: 0



Answer Choices	Responses	
not applicable	3.37%	3
unimportant	14.61%	13
important	51.69%	46
very important	30.34%	27
Total		89

Q4 How would you characterize the value of these Library services and programs to your success as a student at UCSB?

Answered: 89 Skipped: 0

	not applicable	unimportant	important	very important	Total	Weighted Average
access to online research materials	4% 4	2% 2	33% 29	61% 54	89	3.49
access to physical research materials	7% 6	17% 15	35% 31	42% 37	89	3.11
computers, printers, scanners, wireless, Library laptops	8% 7	17% 15	33% 29	43% 38	89	3.10
Interlibrary Loan (ILL)	19% 17	17% 15	36% 32	28% 25	89	2.73
Course Reserves	9% 8	12% 11	28% 25	51% 45	89	3.20
Library instruction	30% 27	27% 24	31% 28	11% 10	89	2.24
research assistance	26% 23	17% 15	42% 37	16% 14	89	2.47
Library job	54% 48	15% 13	17% 15	15% 13	89	1.92
group study space	18% 16	9% 8	44% 39	29% 26	89	2.84
individual or quiet study space	3% 3	1% 1	36% 32	60% 53	89	3.52
attendance at events & exhibitions	44% 39	28% 25	19% 17	9% 8	89	1.93
Library café	16% 14	13% 12	43% 38	28% 25	89	2.83
UCSB Reads program	45% 40	20% 18	25% 22	10% 9	89	2.00
other	84% 43	6% 3	2% 1	8% 4	51	1.33