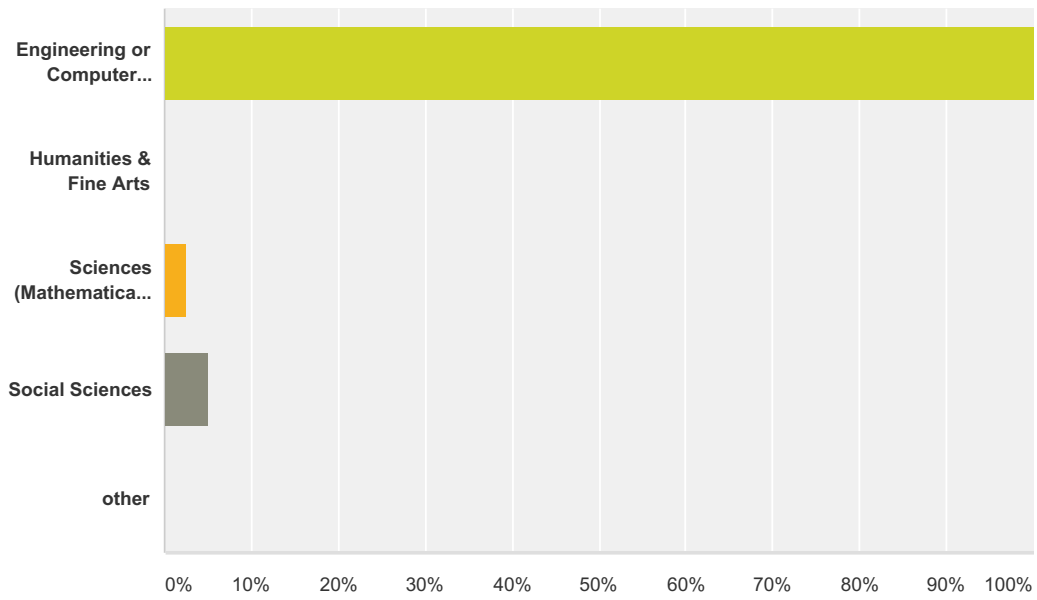


### Q1 Your major is in which of the following divisions?

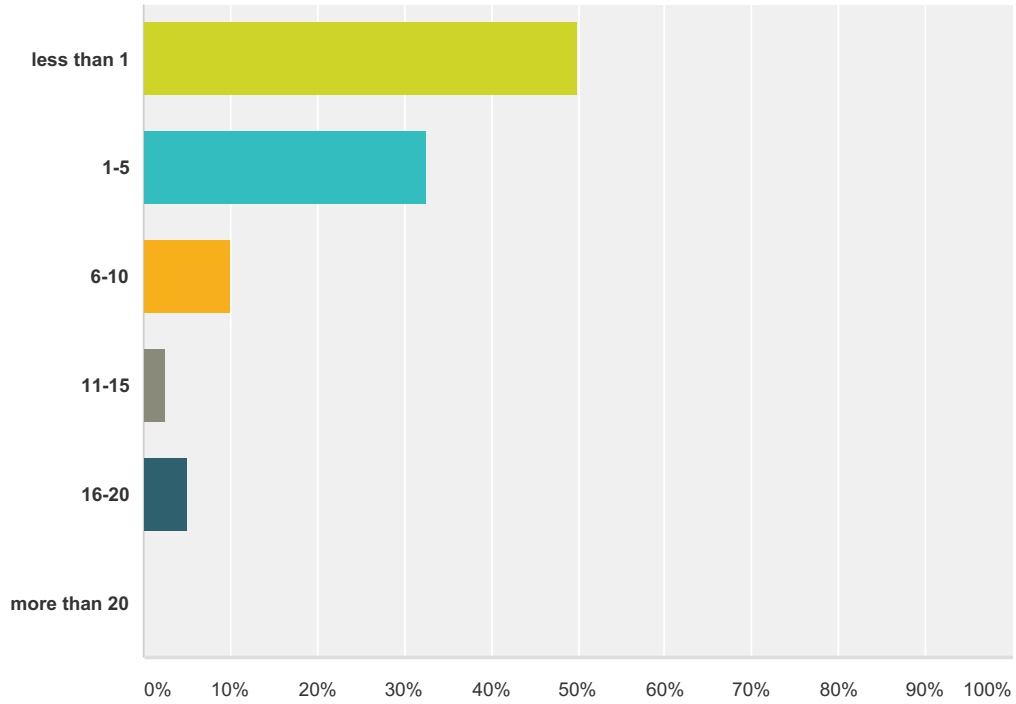
Answered: 40 Skipped: 0



Answer Choices	Responses
Engineering or Computer Science	100.00% 40
Humanities & Fine Arts	0.00% 0
Sciences (Mathematical, Life, & Physical)	2.50% 1
Social Sciences	5.00% 2
other	0.00% 0
<b>Total Respondents: 40</b>	

**Q2 On average, how many hours per week did you spend in the Library's physical spaces?**

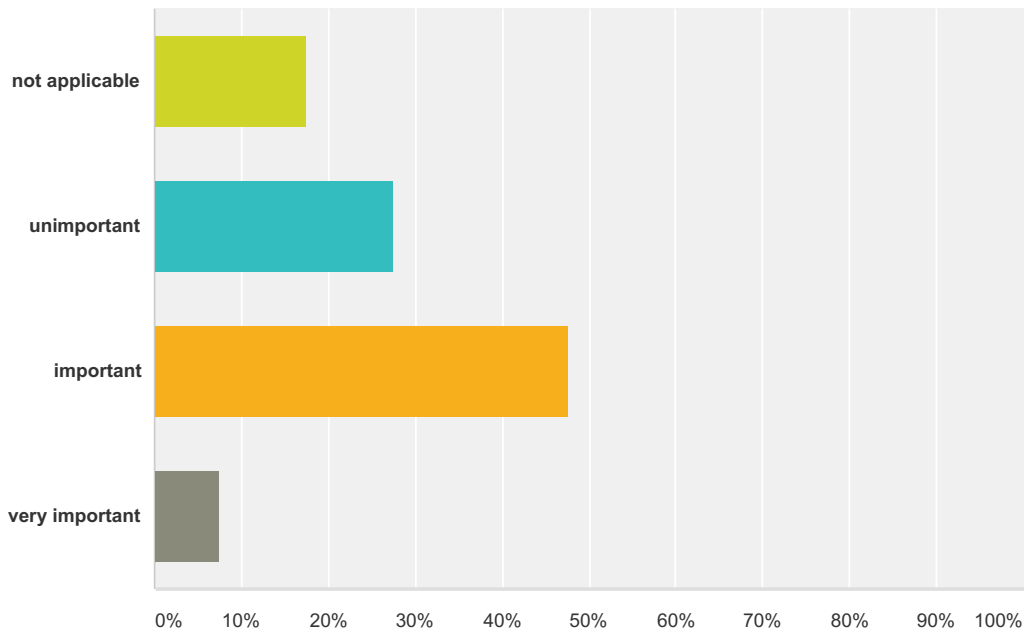
Answered: 40 Skipped: 0



Answer Choices	Responses	
less than 1	50.00%	20
1-5	32.50%	13
6-10	10.00%	4
11-15	2.50%	1
16-20	5.00%	2
more than 20	0.00%	0
<b>Total</b>		<b>40</b>

### Q3 On the whole, how important do you feel the Library was to your success at UCSB?

Answered: 40 Skipped: 0



Answer Choices	Responses
not applicable	17.50% 7
unimportant	27.50% 11
important	47.50% 19
very important	7.50% 3
<b>Total</b>	<b>40</b>

**Q4 How would you characterize the value of these Library services and programs to your success as a student at UCSB?**

Answered: 40 Skipped: 0

	not applicable	unimportant	important	very important	Total	Weighted Average
access to online research materials	15% 6	23% 9	40% 16	23% 9	40	2.70
access to physical research materials	23% 9	43% 17	30% 12	5% 2	40	2.17
computers, printers, scanners, wireless, Library laptops	28% 11	33% 13	25% 10	15% 6	40	2.27
Interlibrary Loan (ILL)	45% 18	35% 14	13% 5	8% 3	40	1.82
Course Reserves	23% 9	28% 11	30% 12	20% 8	40	2.48
Library instruction	53% 21	28% 11	20% 8	0% 0	40	1.68
research assistance	45% 18	28% 11	18% 7	10% 4	40	1.93
Library job	68% 27	25% 10	8% 3	0% 0	40	1.40
group study space	18% 7	18% 7	23% 9	43% 17	40	2.90
individual or quiet study space	8% 3	20% 8	28% 11	45% 18	40	3.10
attendance at events & exhibitions	40% 16	48% 19	10% 4	3% 1	40	1.75
Library café	23% 9	33% 13	35% 14	10% 4	40	2.33
UCSB Reads program	45% 18	40% 16	15% 6	0% 0	40	1.70
other	73% 16	23% 5	0% 0	5% 1	22	1.36